

RIZO - Support

Rm.1502, Easey Comm. Bldg., 253-261
Hennessy Road, Wan chai, Hong Kong
Tel. +86 150 1314 5991
support@rizo-light.com

RIZO - Manager

No.5, North Tongfu Road, Tongyi Industrial Zone,
Guizhen Town, Zhongshan City, Guangdong, China
Tel. +86 139 25 341 158
contact@rizo-light.com

RIZO - Business Developer

No.264-266 March 29 Str., Hoa Xuan ward,
Da Nang city, Vietnam
Tel. +84 909 000 656
rizo@rizo-light.com



RiZO – Lighting & Solution

The technology lies in the person, the person is the heart, the heart is the same, the technology is long". Interpretation of the light of wisdom, using technology to light up life, to create a bright dream!

RiZO designs architectural lighting solutions ranging from interior lighting fixtures to complex exterior fixtures. Since 2002 we design and produce luminaires that are ahead of constantly changing trends and demands. Developed with designers, architects, engineers, these are the precision tools to light stories in human spaces. We are researching the future of light, with new ideas for lighting spaces in an intelligent and innovative way.

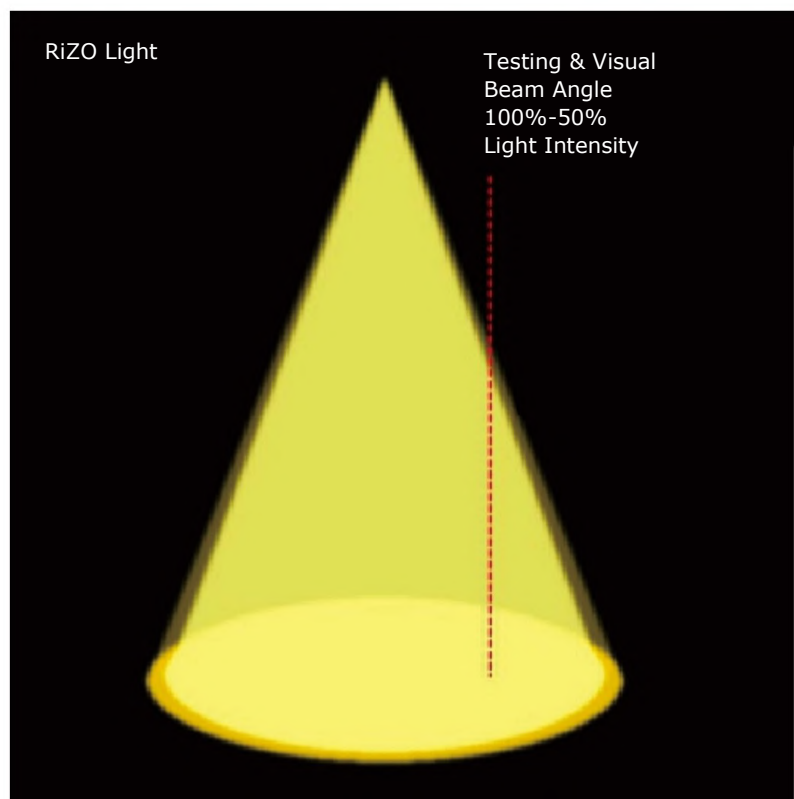
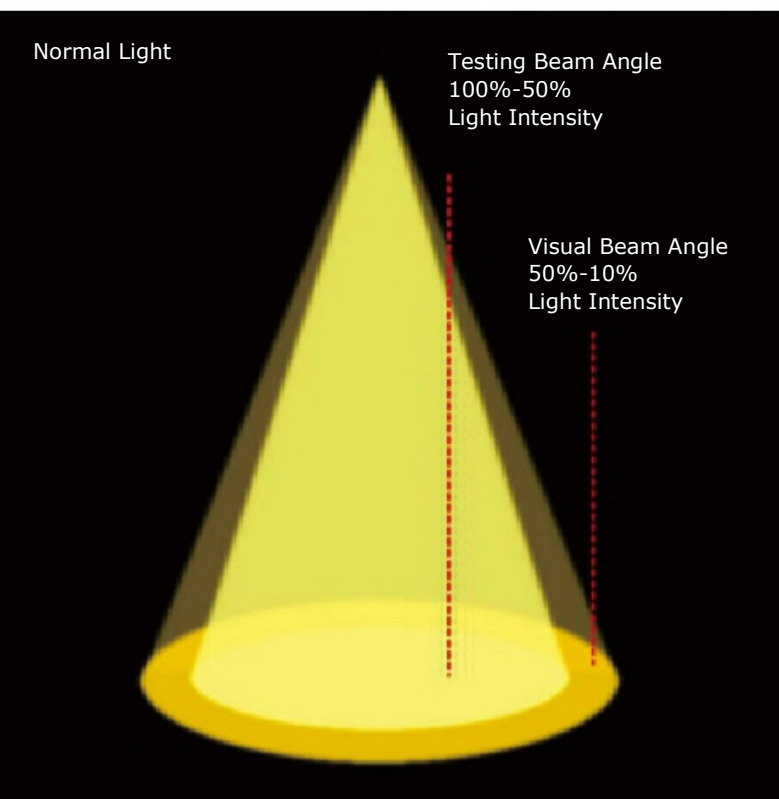





Our mission is to fully satisfy our customers and the users of the lighting fixtures that we manufacture and, likewise, all those who participate in the lighting projects: lighting consultants, engineers, architects, interior designers.

First-rate quality, a comprehensive range of items, excellent service, substantial experience and elegant, functional design are the platform on which we have built our reputation.

Our dedication to service and technical support for our customers means that you will enjoy personalised attention and a rapid response. Working with RiZO means that you can rely on people capable of providing an all-round service based on expertise and professionalism to meet your requirements promptly.

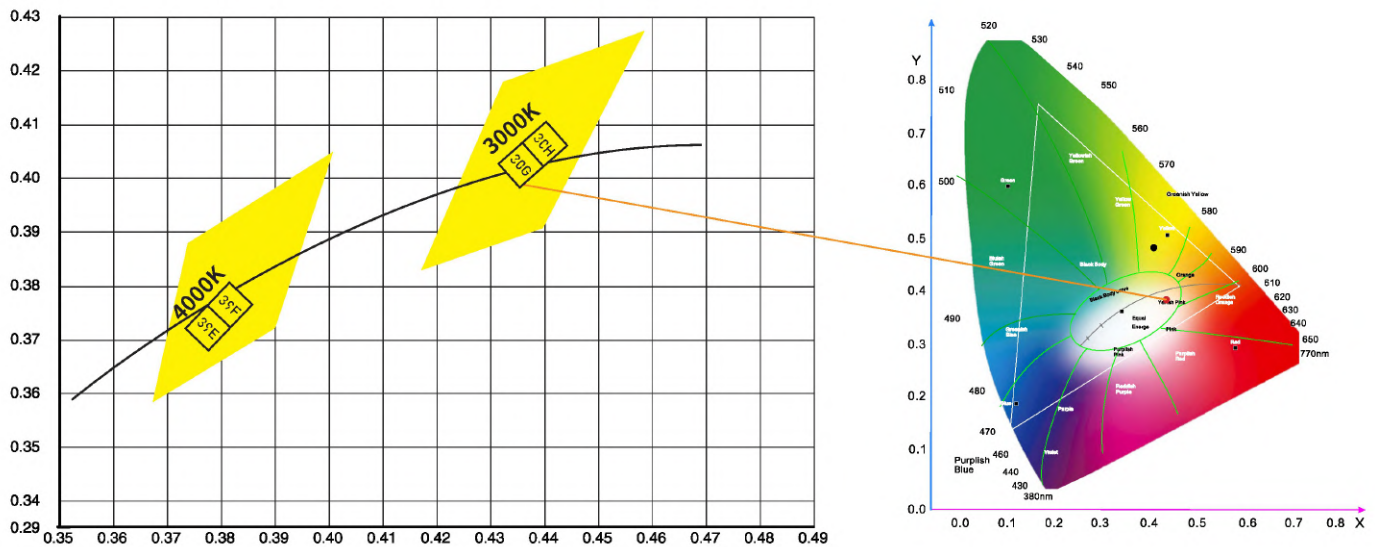
Our team of professionals is trained to offer quality service that is efficient and specialised, providing constant support in all stages of any project with an absolute guarantee of success. We are constantly on hand to offer advice in selecting the perfect luminaire.

Our pledge to do things properly and to satisfy the user has enabled us to secure long-lasting collaboration and to establish a commercial network throughout the five continents, and we are open to expanding our circle of distributors.



White Color Management

The Chromaticity of RiZO lighting is controlled with the best LED binning which is finer than the international standard ANSI.



Color Rendering Index

Color rendering index (Ra) is applied depending on the characteristic and importance of the space.

The higher CRI, the better color rendering ability.

Light source with CRI of 80 to 90 is considered good for color rendering.

Light source with CRI of 90 or higher is excellent for color rendering and should be used for tasks where the most accurate color discrimination is required.

CRI 90



CRI 80




CRI 70



2-step Mcadam



3-step Mcadam



5-step Mcadam



7-step Mcadam



Glare Solution: Anti-glare Reflector

A light hidden and unseen but fully lighting up the space.

Experience the magic of Anti-Glare Reflector technology.

The Anti-glare Reflector is technology to improve the quality of light in harmony with visual comfort. It helps to protect human eyes from glare coming out from bright light source and minimize visual stress we put our eyes through every day.

The innovative Anti-glare Reflector creates space providing best comfort for your eyes.

Anti-glare Reflector

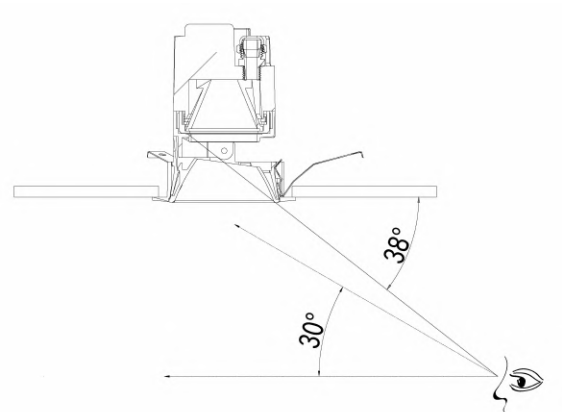


Luminance from Reflector
<15cd/m²

Normal Reflector




Luminance from Reflector
~500cd/m²




Visual comfort

- UGR<13 - No Glare
- UGR<16 - Suited for accurate eye tasks
- UGR<19 - Suited for average eye tasks
- UGR<22 - Suited for moderate eye tasks
- UGR<28 - Suited for simple eye tasks
- UGR>28 - Not Suited for working lighting

Non Glare | Anti-Glare Reflector Downlight



Glare | Normal Reflector Downlight

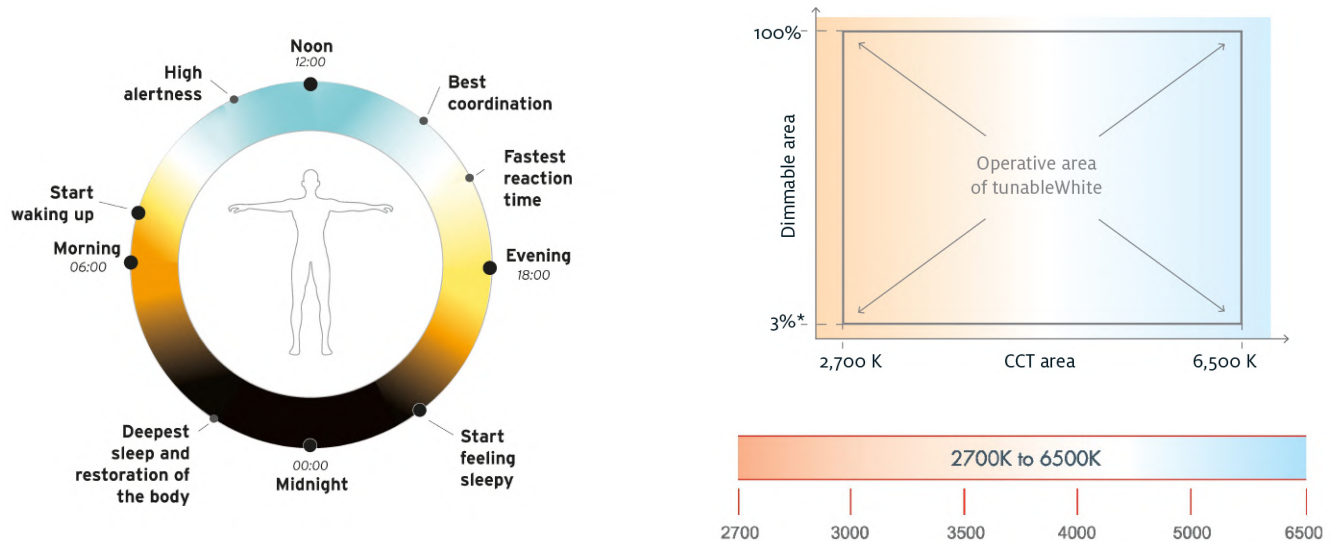








Tunable White Solution (TW)

Tunable White technology provides the benefit of the natural light for better health condition and sleep.

The color temperature of TW can be tuned from 2700K~6500K.

TW technology can control the light color temperature with lighting control system to provide warm and cool atmosphere for different occasions, you can create multi-functional spaces well adapted to both day and night time, fully in-sync with modern lifestyle.



Daylight	 Morning 7am 3000K	 Noon 5000K ~ 6000K	 Evening 7pm 2700K
Material	 Steel 5000K	 Stone 4000K	 Wood 2700K ~ 3000K

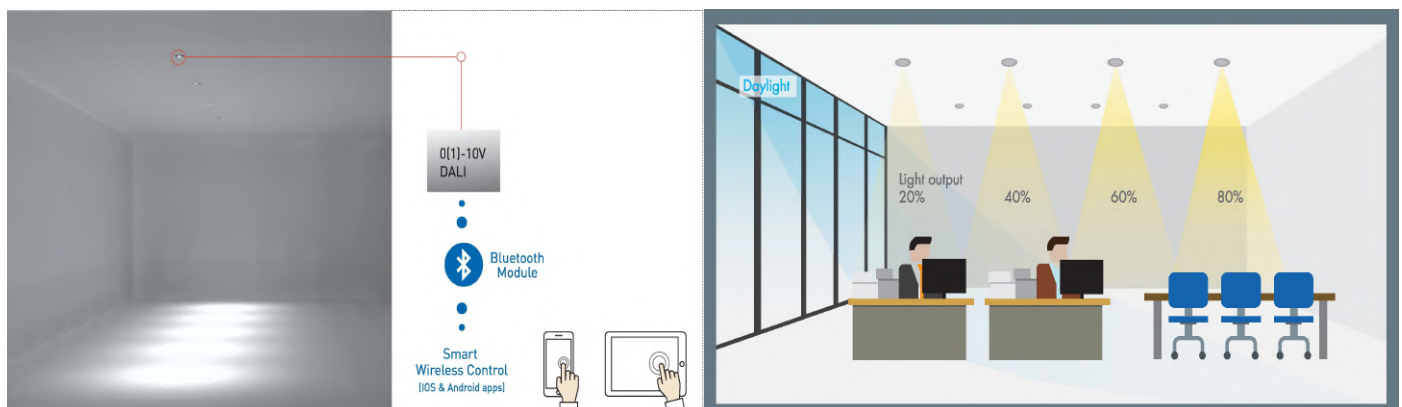
Lighting control Solution

Get a taste of the future with intelligent light technology.

Easy and Economical optimum conditions.

The Dimming system does not need any additional connection for dimming.

Led driver is linked with integrated sensor on the fixture to follow the dim command in accordance with standard setting.



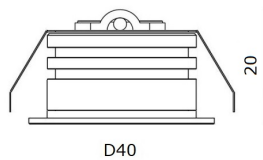



Stella

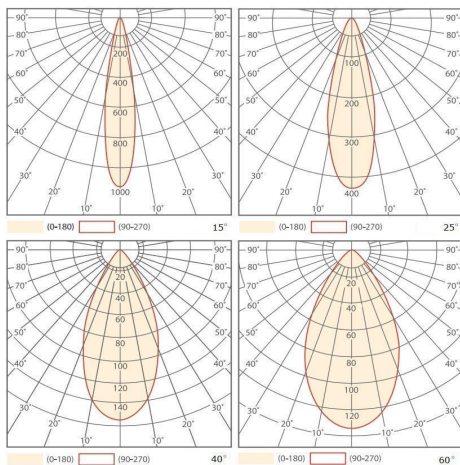


RZO130MFC

Mini Recessed Fixed Under Cabinet Downlight Led 1W 80lm CRI90 50.000h IP44



30mm



RZO230MFC

Mini Recessed Fixed Under Cabinet Downlight Led 2W 150lm CRI90 50.000h IP44

Description

Housing: Cast aluminium, Mini Recessed Fixed Downlight are a range of compact and functional designed spotlights, with connection cable.

Mounting ring: Expanding spring fixing for ceiling thicknesses of 5-10mm. Includes control gear with Led driver separate. 2-pole terminal block.

LED module: High-power LEDs on metal-core PCB. Collimating lens made of optical Polymethyl. Tender and soft light to perfectly present the object without black spot and dark area.

Dimming driver can be optionally sold separately: Dali, 0-10V, Triac, Wireless, DMX512, ...

Surface Mount: Expanded and sold separately.

Protection Class II.



Technical data

Light source	LED COB	
System Wattage	1W	2W
Luminous flux	80lm	150lm
Luminous efficiency	60lm/w or option up to 90lm/w	
Colour Temperature	2700K, 3000K, 4000K, 6000K	
Colour Rendering Index	CRI>90	
Colour Deviation	SDCM<3	
Beam Angle	10°, 15°, 25°, 40°, 60°	
Cut-Off Angle	-	
Tilt Angle	-	
Anti-glare Rating	-	
Service Lifetime	50.000 Hrs L70 B30 Ta25	
Ingress Protection	IP44	
Operation Voltage	220-240VAC, 50/60Hz	
Operation Temperature	-20°C ~ 45°C	
Frame	Aluminum	
Finishing	White Color, Black Color or option	
Lighting control (option)	Dali, 0-10V, Triac, Wireless, DMX512, Zigbee 3.0	

Accessories

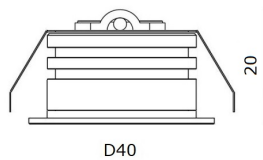

-

Notes

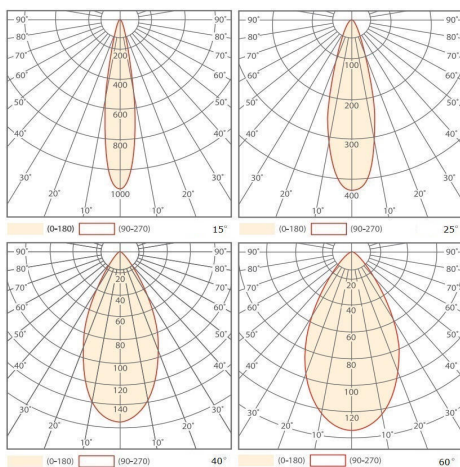
-

RZO130MFC

Mini Recessed Fixed Under Cabinet Downlight Led 1W 80lm CRI90 50.000h IP44



30mm



RZO230MFC

Mini Recessed Fixed Under Cabinet Downlight Led 2W 150lm CRI90 50.000h IP44

Description

Housing: Cast aluminium, Mini Recessed Fixed Downlight are a range of compact and functional designed spotlights, with connection cable.

Mounting ring: Expanding spring fixing for ceiling thicknesses of 5-10mm. Includes control gear with Led driver separate. 2-pole terminal block.

LED module: High-power LEDs on metal-core PCB. Collimating lens made of optical Polymethyl. Tender and soft light to perfectly present the object without black spot and dark area.

Dimming driver can be optionally sold separately: Dali, 0-10V, Triac, Wireless, DMX512, ...

Surface Mount: Expanded and sold separately.

Protection Class II.



Technical data

Light source	LED COB	
System Wattage	1W	2W
Luminous flux	80lm	150lm
Luminous efficiency	60lm/w or option up to 90lm/w	
Colour Temperature	2700K, 3000K, 4000K, 6000K	
Colour Rendering Index	CRI>90	
Colour Deviation	SDCM<3	
Beam Angle	10°, 15°, 25°, 40°, 60°	
Cut-Off Angle	-	
Tilt Angle	-	
Anti-glare Rating	-	
Service Lifetime	50.000 Hrs L70 B30 Ta25	
Ingress Protection	IP44	
Operation Voltage	220-240VAC, 50/60Hz	
Operation Temperature	-20°C ~ 45°C	
Frame	Aluminum	
Finishing	White Color, Black Color or option	
Lighting control (option)	Dali, 0-10V, Triac, Wireless, DMX512, Zigbee 3.0	

Accessories


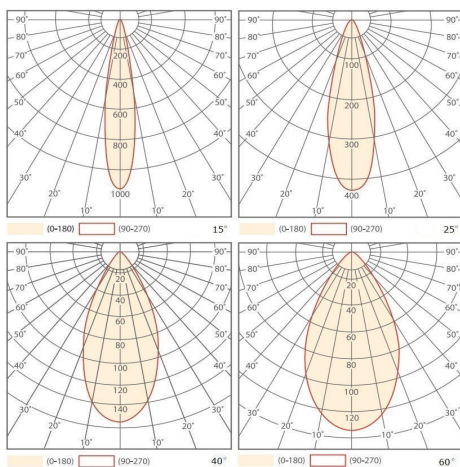
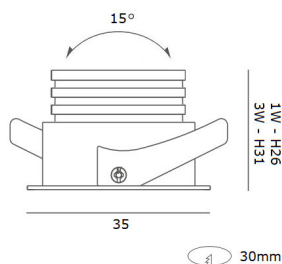
-

Notes

-

RZO130MAB

Mini Recessed Adjustable Downlight Led 1W 80lm CRI90 50.000h IP44



RZO330MAB

Mini Recessed Adjustable Downlight Led 3W 240lm CRI90 50.000h IP44

Description

Housing: Cast aluminium, Mini Recessed Adjustable Downlight are a range of compact and functional designed spotlights, with connection cable.

Mounting ring: Expanding spring fixing for ceiling thicknesses of 5-10mm. Includes control gear with Led driver separate. 2-pole terminal block.

LED module: High-power LEDs on metal-core PCB. Collimating lens made of optical Polymethyl. Tender and soft light to perfectly present the object without black spot and dark area.

Dimming driver can be optionally sold separately: Dali, 0-10V, Triac, Wireless, DMX512, ...

Surface Mount: Expanded and sold separately.

Protection Class II.



Technical data

Light source	LED COB
System Wattage	1W 3W
Luminous flux	80lm 240lm
Luminous efficiency	60lm/w or option up to 90lm/w
Colour Temperature	2700K, 3000K, 4000K, 6000K
Colour Rendering Index	CRI>90
Colour Deviation	SDCM<3
Beam Angle	10°, 15°, 25°, 40°, 60°
Cut-Off Angle	-
Tilt Angle	-
Anti-glare Rating	-
Service Lifetime	50.000 Hrs L70 B30 Ta25
Ingress Protection	IP44
Operation Voltage	220-240VAC, 50/60Hz
Operation Temperature	-20°C ~ 45°C
Frame	Aluminum
Finishing	White Color, Black Color or option
Lighting control (option)	Dali, 0-10V, Triac, Wireless, DMX512, Zigbee 3.0

Accessories


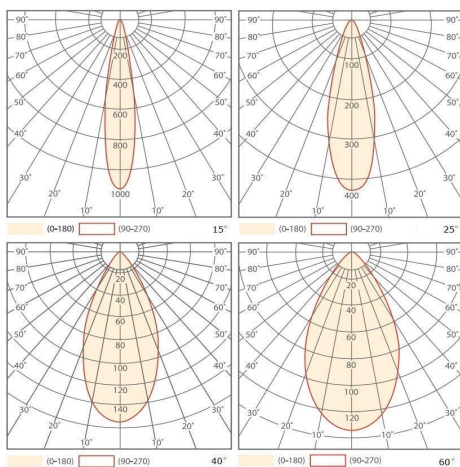
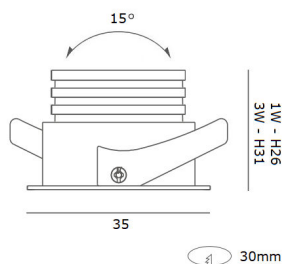
-

Notes

-

RZO130MAB

Mini Recessed Adjustable Downlight Led 1W 80lm CRI90 50.000h IP44



RZO330MAB

Mini Recessed Adjustable Downlight Led 3W 240lm CRI90 50.000h IP44

Description

Housing: Cast aluminium, Mini Recessed Adjustable Downlight are a range of compact and functional designed spotlights, with connection cable.

Mounting ring: Expanding spring fixing for ceiling thicknesses of 5-10mm. Includes control gear with Led driver separate. 2-pole terminal block.

LED module: High-power LEDs on metal-core PCB. Collimating lens made of optical Polymethyl. Tender and soft light to perfectly present the object without black spot and dark area.

Dimming driver can be optionally sold separately: Dali, 0-10V, Triac, Wireless, DMX512, ...

Surface Mount: Expanded and sold separately.

Protection Class II.



Technical data

Light source	LED COB
System Wattage	1W 3W
Luminous flux	80lm 240lm
Luminous efficiency	60lm/w or option up to 90lm/w
Colour Temperature	2700K, 3000K, 4000K, 6000K
Colour Rendering Index	CRI>90
Colour Deviation	SDCM<3
Beam Angle	10°, 15°, 25°, 40°, 60°
Cut-Off Angle	-
Tilt Angle	-
Anti-glare Rating	-
Service Lifetime	50.000 Hrs L70 B30 Ta25
Ingress Protection	IP44
Operation Voltage	220-240VAC, 50/60Hz
Operation Temperature	-20°C ~ 45°C
Frame	Aluminum
Finishing	White Color, Black Color or option
Lighting control (option)	Dali, 0-10V, Triac, Wireless, DMX512, Zigbee 3.0

Accessories

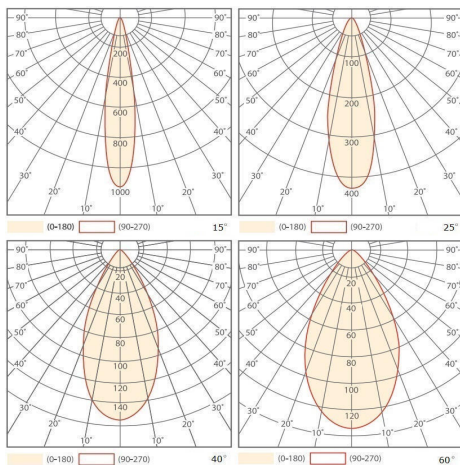
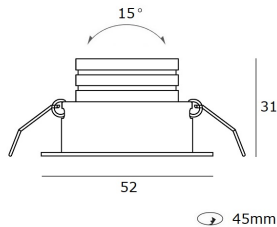

-

Notes

-

RZO345MAC

Mini Recessed Adjustable Downlight Led 3W 255lm CRI90 50.000h IP44



Description

Housing: Cast aluminium, Mini Recessed Adjustable Downlight are a range of compact and functional designed spotlights, with connection cable.

Mounting ring: Expanding spring fixing for ceiling thicknesses of 5-10mm. Includes control gear with Led driver separate. 2-pole terminal block.

LED module: High-power LEDs on metal-core PCB. Collimating lens made of optical Polymethyl. Tender and soft light to perfectly present the object without black spot and dark area.

Dimming driver can be optionally sold separately: Dali, 0-10V, Triac, Wireless, DMX512, ...

Surface Mount: Expanded and sold separately.

Protection Class II.



Technical data

Light source	LED COB
System Wattage	3W
Luminous flux	255lm
Luminous efficiency	60lm/w or option up to 90lm/w
Colour Temperature	2700K, 3000K, 4000K, 6000K
Colour Rendering Index	CRI>90
Colour Deviation	SDCM<3
Beam Angle	10°, 15°, 25°, 40°, 60°
Cut-Off Angle	-
Tilt Angle	-
Anti-glare Rating	-
Service Lifetime	50.000 Hrs L70 B30 Ta25
Ingress Protection	IP44
Operation Voltage	220-240VAC, 50/60Hz
Operation Temperature	-20°C ~ 45°C
Frame	Aluminum
Finishing	White Color, Black Color or option
Lighting control (option)	Dali, 0-10V, Triac, Wireless, DMX512, Zigbee 3.0

Accessories


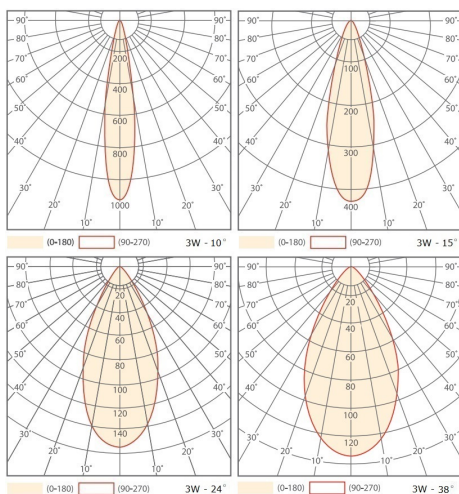
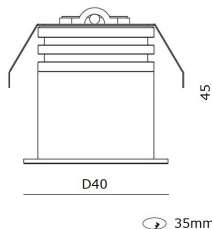

-

Notes

-

RZ0335MF

Mini Recessed Fixed Downlight Led 3W 255lm CRI90 50.000h IP44



Description

Housing: Cast aluminium, Mini Recessed Fixed Downlight are a range of compact and functional designed spotlights, with connection cable.

Mounting ring: Expanding spring fixing for ceiling thicknesses of 5-25mm. Includes control gear with Led driver separate. 2-pole terminal block.

LED module: High-power LEDs on metal-core PCB. Collimating lens made of optical Polymethyl. Tender and soft light to perfectly present the object without black spot and dark area.

Dimming driver can be optionally sold separately: Dali, 0-10V, Triac, Wireless, DMX.

Anti-glare cone with covered mounting detail: White color, Black color, Customized. High quality optical diffuser reduce LED dazzle light. Optical cut-off 40° with Deep anti-glare design, protect the eye.

Protection Class II.



Technical data

Light source	LED COB
System Wattage	3W
Luminous flux	255lm
Luminous efficiency	60lm/w or option up to 90lm/w
Colour Temperature	2700K, 3000K, 4000K, 6000K
Colour Rendering Index	CRI>90
Colour Deviation	SDCM<3
Beam Angle	10°, 15°, 24°, 38°
Cut-Off Angle	40°
Tilt Angle	-
Anti-glare Rating	UGR<16
Service Lifetime	50.000 Hrs L70 B30 Ta25
Ingress Protection	IP44
Operation Voltage	220-240VAC, 50/60Hz
Operation Temperature	-20°C ~ 45°C
Frame	Aluminum
Finishing	White Color, Black Color or option
Lighting control (option)	Dali, 0-10V, Triac, Wireless, DMX512, Zigbee 3.0

Accessories

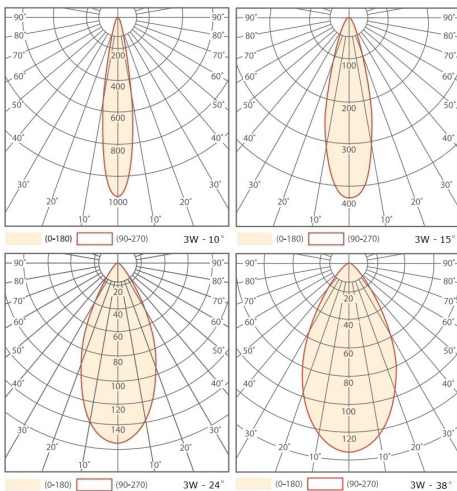
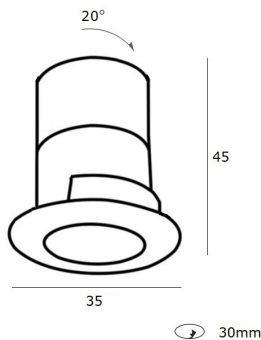
-

Notes

-

RZ0335MA

Mini Recessed Adjustable Downlight Led 3W 255lm CRI90 50.000h IP44



Description

Housing: Cast aluminium, Mini Recessed Adjustable Downlight are a range of compact and functional designed spotlights, with connection cable.


Mounting ring: Expanding spring fixing for ceiling thicknesses of 5-25mm. Includes control gear with Led driver separate. 2-pole terminal block.

LED module: High-power LEDs on metal-core PCB. Collimating lens made of optical Polymethyl. Tender and soft light to perfectly present the object without black spot and dark area.

Dimming driver can be optionally sold separately: Dali, 0-10V, Triac, Wireless, DMX.

Anti-glare cone with covered mounting detail: White color, black color, ... with High quality optical diffuser reduce LED dazzle light. Optical cut-off 40° with Deep anti-glare design, protect the eye.

Protection Class II.



Technical data

Light source	LED COB
System Wattage	3W
Luminous flux	255lm
Luminous efficiency	60lm/w or option up to 90lm/w
Colour Temperature	2700K, 3000K, 4000K, 6000K
Colour Rendering Index	CRI>90
Colour Deviation	SDCM<3
Beam Angle	10°, 15°, 24°, 38°
Cut-Off Angle	45°
Tilt Angle	20°
Anti-glare Rating	UGR<13
Service Lifetime	50.000 Hrs L70 B30 Ta25
Ingress Protection	IP44
Operation Voltage	220-240VAC, 50/60Hz
Operation Temperature	-20°C ~ 45°C
Frame	Aluminum
Finishing	White Color, Black Color or option
Lighting control (option)	Dali, 0-10V, Triac, Wireless, DMX512, Zigbee 3.0

Accessories

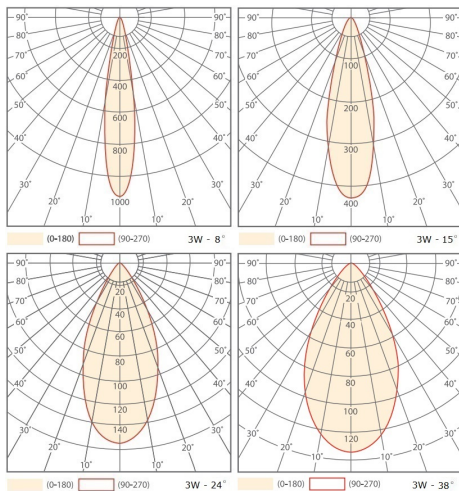
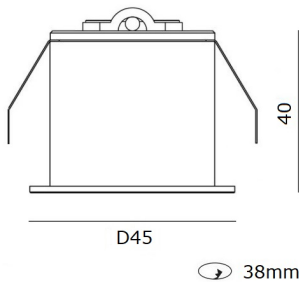
-

Notes

-

RZO338MAS

Mini Recessed Adjustable Downlight Led 3W 210lm CRI90 50.000h IP44



Description

Housing: Cast aluminium, Mini Recessed Adjustable Downlight are a range of compact and functional designed spotlights, with connection cable.

Mounting ring: Expanding spring fixing for ceiling thicknesses of 5-25mm. Includes control gear with Led driver separate. 2-pole terminal block.

LED module: High-power LEDs on metal-core PCB. Collimating lens made of optical Polymethyl. Tender and soft light to perfectly present the object without black spot and dark area.

Dimming driver can be optionally sold separately: Dali, 0-10V, Triac, Wireless, DMX.

Anti-glare cone with covered mounting detail: White color, black color, customized. With High quality optical diffuser reduce LED dazzle light. Optical cut-off 30° with Deep anti-glare design, protect the eye.

Protection Class II.



Technical data

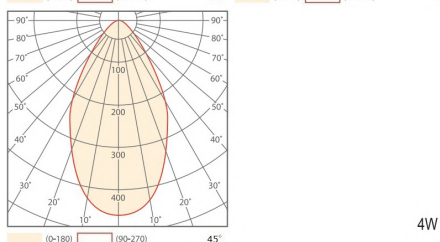
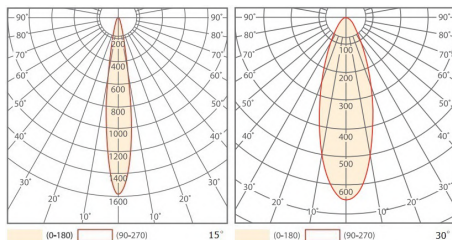
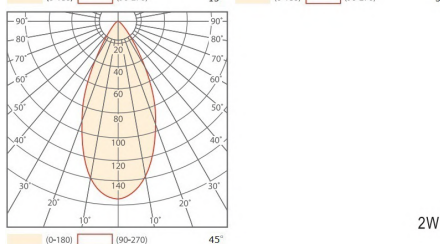
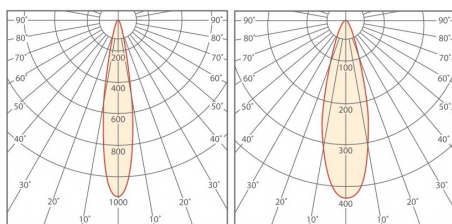
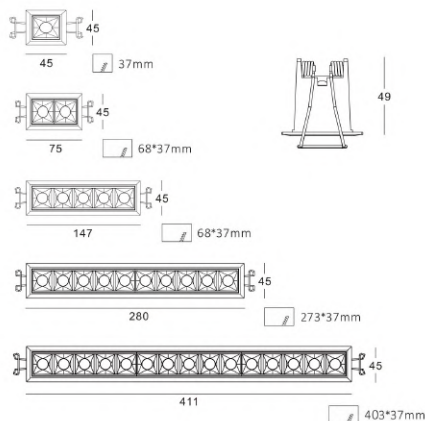

Light source	LED COB
System Wattage	3W
Luminous flux	210lm
Luminous efficiency	70lm/w or option up to 90lm/w
Colour Temperature	2700K, 3000K, 4000K, 6000K
Colour Rendering Index	CRI > 90
Colour Deviation	SDCM < 3
Beam Angle	8°, 15°, 24°, 38°
Cut-Off Angle	45°
Tilt Angle	25°
Anti-glare Rating	UGR < 13
Service Lifetime	50.000 Hrs L70 B30 Ta25
Ingress Protection	IP44
Operation Voltage	220-240VAC, 50/60Hz
Operation Temperature	-20°C ~ 45°C
Frame	Aluminum
Finishing	White Color, Black Color or option
Lighting control (option)	Dali, 0-10V, Triac, Wireless, DMX512, Zigbee 3.0

Accessories

-

Notes

-



RZ02MRD

Multiple Recessed Fixed Downlight With Anti-Glare Reflector Led 2W 180lm CRI90 SQ45 50.000h White IP44

RZ04MRD

Multiple Recessed Fixed Downlight With Anti-Glare Reflector Led 2*2W 360lm CRI90 L75*W45 50.000h White IP44

RZ10MRD

Multiple Recessed Fixed Downlight With Anti-Glare Reflector Led 5*2W 900lm CRI90 L147*W45 50.000h White IP44

RZ20MRD

Multiple Recessed Fixed Downlight With Anti-Glare Reflector Led 10*2W 1800lm CRI90 L280*W45 50.000h White IP44

RZ30MRD

Multiple Recessed Fixed Downlight With Anti-Glare Reflector Led 15*2W 2550lm CRI90 L411*W45 50.000h White IP44

Description

Housing: cast aluminium, Mini Recessed Fixed Downlight are a range of compact and functional designed spotlights, with connection cable.

Mounting ring: white. Expanding spring fixing for ceiling thicknesses of 5-25mm. Includes control gear with Led driver separate. 2-pole terminal block.

LED module: High-power LEDs on metal-core PCB. Collimating lens made of optical Polymethyl. Tender and soft light to perfectly present the object without black spot and dark area.

Dimming driver can be optionally sold separately: Dali, 0-10V, Triac, Wireless.

Darklight reflector: Polymethyl, Chrome, Matt White, Matt Black, Customized. High quality optical diffuser reduce LED dazzle light. Cut-off angle 30° with Anti-glare Rating UGR<19. Deep anti-glare design, protect the eye.

Protection Class III.



Technical data

Light source	LED COB
System Wattage	2W 2*2W 5*2W 10*2W 15*2W
Luminous flux	180lm 360lm 900lm 1800lm 2550lm
Luminous efficiency	90lm/w or option
Colour Temperature	2700K, 3000K, 4000K, 6000K
Colour Rendering Index	CRI>90
Colour Deviation	SDCM<3
Beam Angle	15°, 30°, 45°
Cut-Off Angle	30°
Tilt Angle	-
Anti-glare Rating	UGR<19
Service Lifetime	50.000 Hrs L70 B20 Ta25
Ingress Protection	IP44
Operation Voltage	220-240VAC, 50Hz
Operation Temperature	-20°C ~ 45°C
Frame	Aluminum
Finishing	Matt White, Matt Black
Lighting control (option)	Dali, 0-10V, Triac, Wireless

Accessories

-

Notes

-

RZ10MDW

Wall washer Recessed Downlight Led 10W 900lm CRI90 45*147mm 50.000h White IP44

RZ20MDW

Wall washer Recessed Downlight Led 20W 1800lm CRI90 45*280mm 50.000h White IP44

RZ30MDW

Wall washer Recessed Downlight Led 30W 2700lm CRI90 45*411mm 50.000h White IP44

Description

Housing: Cast aluminum, Mini Recessed Fixed Downlight are a range of compact and functional designed spotlights, with connection cable.

Mounting ring: Expanding spring fixing for ceiling thicknesses of 5-25mm. Includes control gear with Led driver separate. 2-pole terminal block.

LED module: High-power LEDs on metal-core PCB. Collimating lens made of optical Polymethyl. Tender and soft light to perfectly present the object without black spot and dark area.

Dimming driver can be optionally sold separately: Dali, 0-10V, Triac, Wireless, DMX.

Darklight reflector: White color, Black color, Customized. High quality optical diffuser reduce LED dazzle light. Cut-off angle 30° with Anti-glare Rating UGR<19. Deep anti-glare design, protect the eye.

Protection Class II.



Technical data

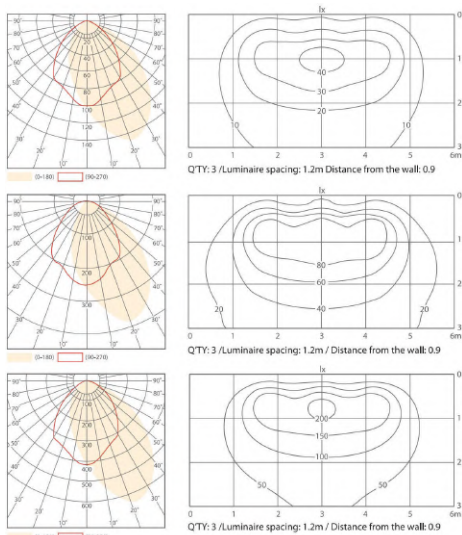
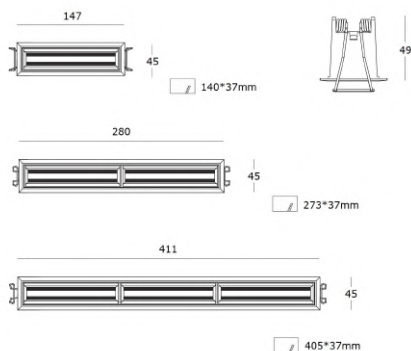
Light source	LED COB		
System Wattage	10W	20W	30W
Luminous flux	900lm	1800lm	2700lm
Luminous efficiency	90lm/w or option		
Colour Temperature	2700K, 3000K, 4000K, 6000K		
Colour Rendering Index	CRI>90		
Colour Deviation	SDCM<3		
Beam Angle	Wall Washer		
Cut-Off Angle	-		
Tilt Angle	-		
Anti-glare Rating	UGR<19		
Service Lifetime	50.000 Hrs L80 B20 Ta25		
Ingress Protection	IP44		
Operation Voltage	220-240VAC, 50Hz		
Operation Temperature	-20°C ~ 45°C		
Frame	Aluminum		
Finishing	White Color, Black Color or option		
Lighting control (option)	Dali, 0-10V, Triac, Wireless, DMX		

Accessories

-

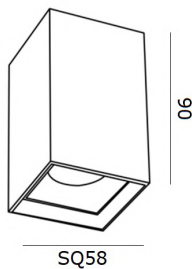

Notes

-

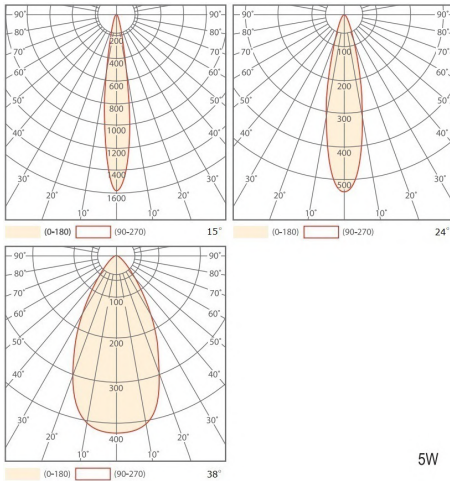


RZ05SM

Square Surface Mounted Fixed Downlight Led 5W 425lm CRI90 SQ58*H90 50.000h White IP44



SQ58



5W



Description

Designed for shallow ceiling void. With the modularized system, it's easy to use and easy to maintain.

Cylinder: aluminium profile, powder-coated. Ceiling fixture: metal.

Housing: cast aluminium, with connection cable. Includes control gear with Led driver. 2-pole terminal block.

LED module: High-power LEDs on metal-core PCB. Collimating lens made of optical Polymethyl. Tender and soft light to perfectly present the object without black spot and dark area.

Dimming driver can be optionally sold separately: Dali, 0-10V, Triac, Wireless.

Darklight reflector: Polymethyl, Chrome, Matt White, Matt Black, Customized. High quality optical diffuser reduce LED dazzle light. Cut-off angle 30° with Anti-glare Rating UGR<19.

Protection Class III.



Technical data

Light source	LED COB
System Wattage	5W
Luminous flux	425lm
Luminous efficiency	85lm/w or option
Colour Temperature	2700K, 3000K, 4000K, 6000K
Colour Rendering Index	CRI>90
Colour Deviation	SDCM<3
Beam Angle	15°, 24°, 38°
Cut-Off Angle	30°
Tilt Angle	-
Anti-glare Rating	UGR<19
Service Lifetime	50.000 Hrs L70 B20 Ta25
Ingress Protection	IP44
Operation Voltage	220-240VAC, 50Hz
Operation Temperature	-20°C ~ 45°C
Frame	Aluminum
Finishing	Matt White, Matt Black
Lighting control (option)	Dali, 0-10V, Triac, Wireless

Accessories

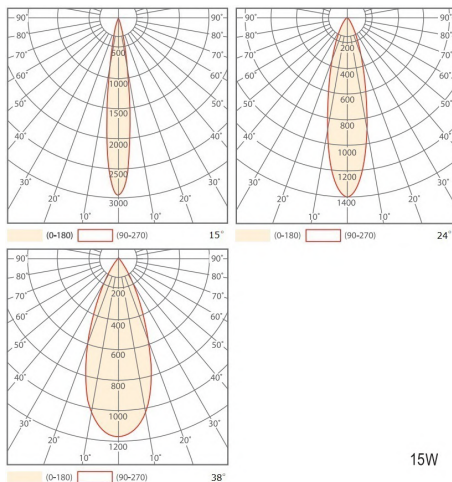
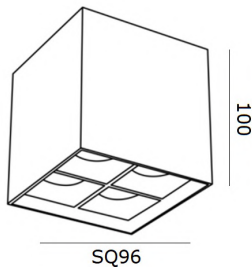

-

Notes

-

RZ15SM

Square Surface Mounted Fixed Downlight Led 15W 1275lm CRI90 SQ96*H100 50.000h Black IP44



Description

Designed for shallow ceiling void. With the modularized system, it's easy to use and easy to maintain.

Cylinder: aluminium profile, powder-coated. Ceiling fixture: metal.

Housing: cast aluminium, with connection cable. Includes control gear with Led driver. 2-pole terminal block.

LED module: High-power LEDs on metal-core PCB. Collimating lens made of optical Polymethyl. Tender and soft light to perfectly present the object without black spot and dark area.

Dimming driver can be optionally sold separately: Dali, 0-10V, Triac, Wireless.

Darklight reflector: Polymethyl, Chrome, Matt White, Matt Black, Customized. High quality optical diffuser reduce LED dazzle light. Cut-off angle 30° with Anti-glare Rating UGR<19.

Protection Class III.



Technical data

Light source	LED COB
System Wattage	15W
Luminous flux	1275lm
Luminous efficiency	85lm/w or option
Colour Temperature	2700K, 3000K, 4000K, 6000K
Colour Rendering Index	CRI>90
Colour Deviation	SDCM<3
Beam Angle	15°, 24°, 38°
Cut-Off Angle	30°
Tilt Angle	-
Anti-glare Rating	UGR<19
Service Lifetime	50.000 Hrs L70 B20 Ta25
Ingress Protection	IP44
Operation Voltage	220-240VAC, 50Hz
Operation Temperature	-20°C ~ 45°C
Frame	Aluminum
Finishing	Matt White, Matt Black
Lighting control (option)	Dali, 0-10V, Triac, Wireless

Accessories

-

Notes

-

RZ05MSM

Multiple Surface Mounted Fixed Downlight Led 5W 425lm CRI90 L138*W33*H60 50.000h Black IP44

RZ10MSM

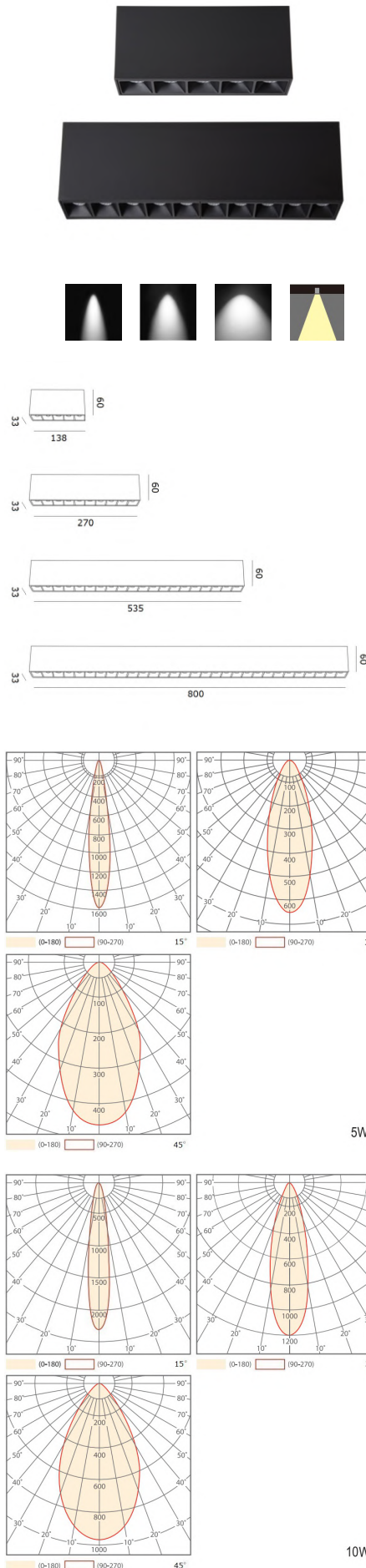
Multiple Surface Mounted Fixed Downlight Led 10W 850lm CRI90 L270*W33*H60 50.000h Black IP44

RZ20MSM

Multiple Surface Mounted Fixed Downlight Led 20W 1700lm CRI90 L535*W33*H60 50.000h Black IP44

RZ30MSM

Multiple Surface Mounted Fixed Downlight Led 30W 2550lm CRI90 L800*W33*H60 50.000h Black IP44



Description

Designed for shallow ceiling void. With the modularized system, it's easy to use and easy to maintain.

Cylinder: aluminium profile, powder-coated. Ceiling fixture: metal.

Housing: cast aluminium, with connection cable. Includes control gear with Led driver. 2-pole terminal block.

LED module: High-power LEDs on metal-core PCB. Collimating lens made of optical Polymethyl. Tender and soft light to perfectly present the object without black spot and dark area.

Dimming driver can be optionally sold separately: Dali, 0-10V, Triac, Wireless.

Darklight reflector: Polymethyl, Chrome, Matt White, Matt Black, Customized. High quality optical diffuser reduce LED dazzle light. Cut-off angle 30° with Anti-glare Rating UGR<19.

Protection Class III.



Technical data

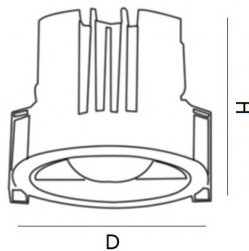
Light source	LED COB			
System Wattage	5*1W	10*1W	20*1W	30*1W
Luminous flux	425lm	850lm	1700lm	2550lm
Luminous efficiency	85lm/w or option			
Colour Temperature	2700K, 3000K, 4000K, 6000K			
Colour Rendering Index	CRI>90			
Colour Deviation	SDCM<3			
Beam Angle	15°, 30°, 45°			
Cut-Off Angle	30°			
Tilt Angle	-			
Anti-glare Rating	UGR<19			
Service Lifetime	50.000 Hrs L70 B20 Ta25			
Ingress Protection	IP44			
Operation Voltage	220-240VAC, 50Hz			
Operation Temperature	-20°C ~ 45°C			
Frame	Aluminum			
Finishing	Matt White, Matt Black			
Lighting control (option)	Dali, 0-10V, Triac, Wireless			

Accessories

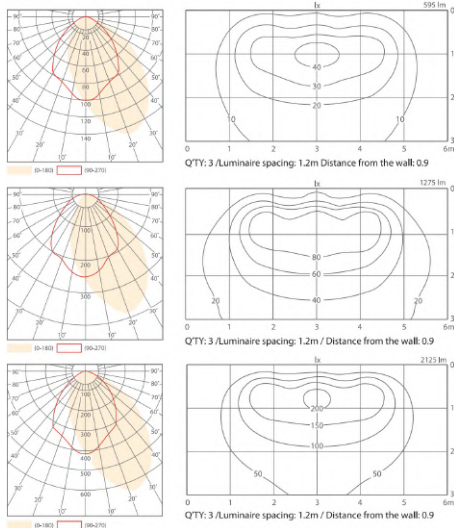
-

Notes

-



Model	Dimension	Cut-out
RZ0755RW	D64*H59mm	55mm
RZ1575RW	D86*H78mm	75mm
RZ2595RW	D106*H92mm	95mm



RZ0755RW

Wall Washer Recessed Downlight Led 7W 595lm CRI90 D64 50.000h White IP44

RZ1575RW

Wall Washer Recessed Downlight Led 15W 1275lm CRI90 D86 50.000h White IP44

RZ2595RW

Wall Washer Recessed Downlight Led 25W 2125lm CRI90 D106 50.000h White IP44

Description

Housing: Cast aluminium, Wall Washer, designed as heat sink, with connection cable. 0°-25° tilt. Fixing ring: Matt White, Matt Black, Customized.

Mounting ring: white. Expanding spring fixing for ceiling thicknesses of 5-25mm. Includes control gear with Led driver separate. 2-pole terminal block.

LED module: High-power LEDs on metal-core PCB. Collimating lens made of optical Polymethyl. Tender and soft light to perfectly present the object without black spot and dark area.

Dimming driver can be optionally sold separately: Dali, 0-10V, Triac, Wireless.

Darklight reflector: Polymethyl, Chrome, Matt White, Matt Black, Customized. High quality optical diffuser reduce LED dazzle light. Optical cut-off 40°. Deep anti-glare design, protect the eye.

Protection Class III.



Technical data

Light source	LED COB		
System Wattage	7W	15W	25W
Luminous flux	595lm	1275lm	2125lm
Luminous efficiency	85lm/w or option		
Colour Temperature	2700K, 3000K, 4000K, 6000K		
Colour Rendering Index	CRI>90		
Colour Deviation	SDCM<3		
Beam Angle	Wall Washer		
Cut-Off Angle	-		
Tilt Angle	-		
Anti-glare Rating	UGR<19		
Service Lifetime	50.000 Hrs L70 B20 Ta25		
Ingress Protection	IP44		
Operation Voltage	220-240VAC, 50Hz		
Operation Temperature	-20°C ~ 45°C		
Frame	Aluminum		
Finishing	Matt White, Matt Black		
Lighting control (option)	Dali, 0-10V, Triac, Wireless		

Accessories

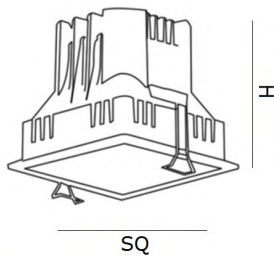

-

Notes

-

RZ0755SW

Square Wall Washer Recessed Downlight Led 7W 595lm CRI90 SQ64 50.000h White IP44



Model	Dimension	Cut-out
RZ0755SW	64*64*H59mm	55*55mm
RZ1575SW	86*86*H78mm	75*75mm
RZ2595SW	106*106*H92mm	95*95mm

RZ1575SW

Square Wall Wwasher Recessed Downlight Led 15W 1275lm CRI90 SQ86 50.000h White IP44

RZ2595SW

Square Wall Washer Recessed Downlight Led 25W 2125lm CRI90 SQ106 50.000h White IP44

Description

Housing: Cast aluminium, Wall Washer, designed as heat sink, with connection cable. 0°-25° tilt. Fixing ring: Matt White, Matt Black, Customized.

Mounting ring: white. Expanding spring fixing for ceiling thicknesses of 5-25mm. Includes control gear with Led driver separate. 2-pole terminal block.

LED module: High-power LEDs on metal-core PCB. Collimating lens made of optical Polymethyl. Tender and soft light to perfectly present the object without black spot and dark area.

Dimming driver can be optionally sold separately: Dali, 0-10V, Triac, Wireless.

Darklight reflector: Polymethyl, Chrome, Matt White, Matt Black, Customized. High quality optical diffuser reduce LED dazzle light. Optical cut-off 40°. Deep anti-glare design, protect the eye.

Protection Class III.



Technical data

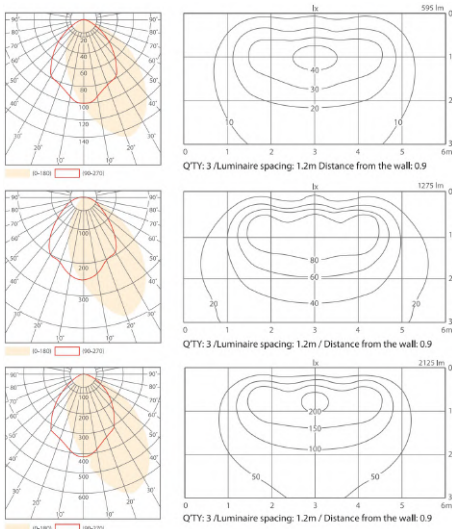
Light source	LED COB		
System Wattage	7W	15W	25W
Luminous flux	595lm	1275lm	2125lm
Luminous efficiency	85lm/w or option		
Colour Temperature	2700K, 3000K, 4000K, 6000K		
Colour Rendering Index	CRI>90		
Colour Deviation	SDCM<3		
Beam Angle	Wall Washer		
Cut-Off Angle	-		
Tilt Angle	-		
Anti-glare Rating	UGR<19		
Service Lifetime	50.000 Hrs L70 B20 Ta25		
Ingress Protection	IP44		
Operation Voltage	220-240VAC, 50Hz		
Operation Temperature	-20°C ~ 45°C		
Frame	Aluminum		
Finishing	Matt White, Matt Black		
Lighting control (option)	Dali, 0-10V, Triac, Wireless		

Accessories

-

Notes

-



RZ0775DW

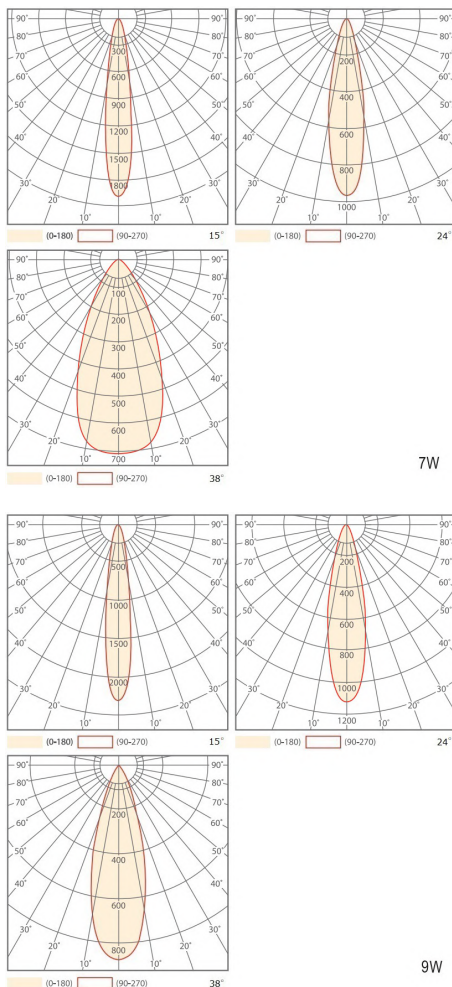
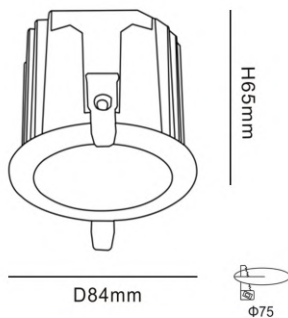

Recessed Fixed Downlight With Anti-Glare Reflector Waterproof Led 7W 595lm CRI90 D84 50.000h IP65

RZ0975DW

Recessed Fixed Downlight With Anti-Glare Reflector Waterproof Led 9W 765lm CRI90 D84 50.000h IP65

RZ1275DW

Recessed Fixed Downlight With Anti-Glare Reflector Waterproof Led 12W 1020lm CRI90 D84 50.000h IP65



Description

Housing: Cast aluminium, Fixed, designed as heat sink, with connection cable. Fixing ring: Matt White, Matt Black, Customized.
Mounting ring: white. Expanding spring fixing for ceiling thicknesses of 5-25mm. Includes control gear with Led driver separate. 2-pole terminal block.
LED module: High-power LEDs on metal-core PCB. Collimating lens made of optical Polymethyl. Tender and soft light to perfectly present the object without black spot and dark area.
Dimming driver can be optionally sold separately: Dali, 0-10V, Triac, Wireless.
Anti-glare cone with covered mounting detail: Polymethyl, Chrome, Shining Silver, Matt White, Matt Black, Customized. High quality optical diffuser reduce LED dazzle light. Optical cut-off 40°. Deep anti-glare design, protect the eye.
Protection Class III.



Technical data

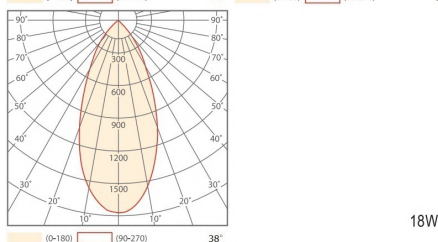
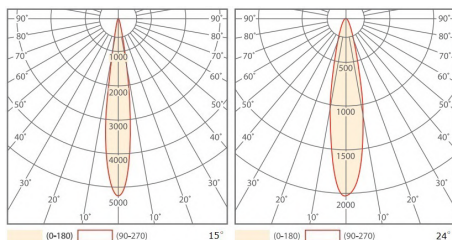
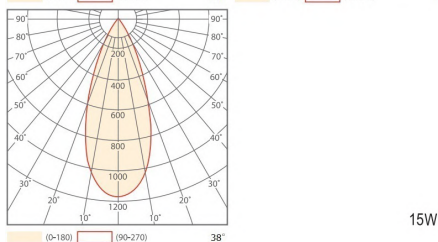
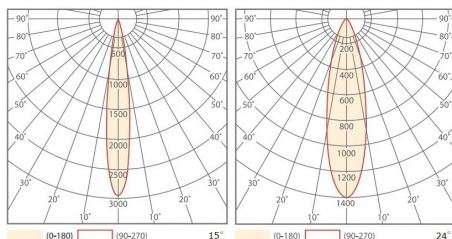
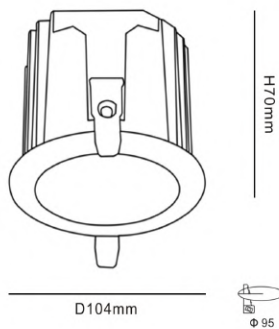

Light source	LED COB		
System Wattage	7W	9W	12W
Luminous flux	595lm	765lm	1020lm
Luminous efficiency	85lm/w or option		
Colour Temperature	2700K, 3000K, 4000K, 6000K		
Colour Rendering Index	CRI>90		
Colour Deviation	SDCM<3		
Beam Angle	15°, 24°, 38°		
Cut-Off Angle	40°		
Tilt Angle	-		
Anti-glare Rating	UGR<16		
Service Lifetime	50.000 Hrs L70 B20 Ta25		
Ingress Protection	IP65		
Operation Voltage	220-240VAC, 50Hz		
Operation Temperature	-20°C ~ 45°C		
Frame	Aluminum		
Finishing	Matt White, Matt Black		
Lighting control (option)	Dali, 0-10V, Triac, Wireless		

Accessories

-

Notes

-



RZ1595DW

Recessed Fixed Downlight With Anti-Glare Reflector Waterproof Led 15W 1275lm CRI90 D104 50.000h IP65

RZ1895DW

Recessed Fixed Downlight With Anti-Glare Reflector Waterproof Led 18W 1530lm CRI90 D104 50.000h IP65

RZ2095DW

Recessed Fixed Downlight With Anti-Glare Reflector Waterproof Led 20W 1700lm CRI90 D104 50.000h IP65

Description

Housing: Cast aluminium, Fixed, designed as heat sink, with connection cable. Fixing ring: Matt White, Matt Black, Customized.
Mounting ring: white. Expanding spring fixing for ceiling thicknesses of 5-25mm. Includes control gear with Led driver separate. 2-pole terminal block.
LED module: High-power LEDs on metal-core PCB. Collimating lens made of optical Polymethyl. Tender and soft light to perfectly present the object without black spot and dark area.
Dimming driver can be optionally sold separately: Dali, 0-10V, Triac, Wireless.
Anti-glare cone with covered mounting detail: Polymethyl, Chrome, Shining Silver, Matt White, Matt Black, Customized. High quality optical diffuser reduce LED dazzle light. Optical cut-off 40°. Deep anti-glare design, protect the eye.
Protection Class III.



Technical data

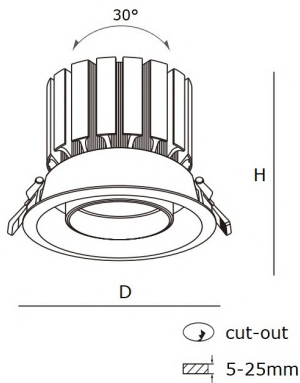
Light source	LED COB		
System Wattage	15W	18W	20W
Luminous flux	1275lm	1530lm	1700lm
Luminous efficiency	85lm/w or option		
Colour Temperature	2700K, 3000K, 4000K, 6000K		
Colour Rendering Index	CRI>90		
Colour Deviation	SDCM<3		
Beam Angle	15°, 24°, 38°		
Cut-Off Angle	40°		
Tilt Angle	-		
Anti-glare Rating	UGR<16		
Service Lifetime	50.000 Hrs L70 B20 Ta25		
Ingress Protection	IP65		
Operation Voltage	220-240VAC, 50Hz		
Operation Temperature	-20°C ~ 45°C		
Frame	Aluminum		
Finishing	Matt White, Matt Black		
Lighting control (option)	Dali, 0-10V, Triac, Wireless		

Accessories

-

Notes

-



RZ0755ARN

Recessed Adjustable Downlight With Nozzle Anti-Glare Reflector Led 7W 560lm CRI90 50.000h IP44

RZ0955ARN

Recessed Adjustable Downlight With Nozzle Anti-Glare Reflector Led 9W 720lm CRI90 50.000h IP44

RZ1275ARN

Recessed Adjustable Downlight With Nozzle Anti-Glare Reflector Led 12W 960lm CRI90 50.000h IP44

RZ1575ARN

Recessed Adjustable Downlight With Nozzle Anti-Glare Reflector Led 15W 1200lm CRI90 50.000h IP44

Description

Housing: Cast aluminium, Adjustable, designed as heat sink, with connection cable.

Fixing ring: Matt White, Matt Black, Customized.

Mounting ring: white. Expanding spring fixing for ceiling thicknesses of 5-25mm. Includes control gear with Led driver separate. 2-pole terminal block.

LED module: High-power LEDs on metal-core PCB. Collimating lens made of optical Polymethyl. Tender and soft light to perfectly present the object without black spot and dark area.

Dimming driver can be optionally sold separately: Dali, 0-10V, Triac, Wireless, DMX, ...

Anti-glare cone with covered mounting detail: Polymethyl, Chrome, Matt White, Matt Black, Customized. High quality optical diffuser reduce LED dazzle light. Optical cut-off 40°. Deep anti-glare design, protect the eye.

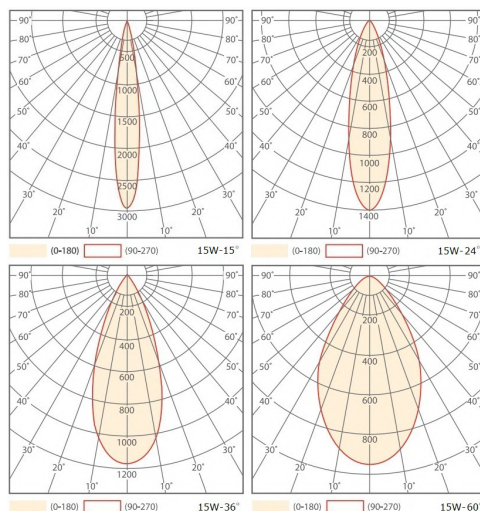
Protection Class II.



Technical data

Model	Dimension (mm)	Cut-Out (mm)
RZ0755ARN	D65*H85mm	D55
RZ0955ARN	D65*H85mm	D55
RZ1275ARN	D85*H105mm	D75
RZ1575ARN	D85*H105mm	D75

Light source	LED COB
System Wattage	7W 9W 12W 15W
Luminous flux	560lm 720lm 960lm 1200lm
Luminous efficiency	80lm/w or option
Colour Temperature	2700K, 3000K, 4000K, 6000K
Colour Rendering Index	CRI>90
Colour Deviation	SDCM<3
Beam Angle	10°, 15°, 24°, 36°, 60°
Cut-Off Angle	40°
Rotation Angle	30° Tilt
Anti-glare Rating	UGR<16
Service Lifetime	50.000 Hrs L80 B20 Ta25
Ingress Protection	IP44
Operation Voltage	220-240VAC, 50Hz
Operation Temperature	-20°C ~ 45°C
Frame	Aluminum
Finishing	Matt White, Matt Black
Lighting control (option)	Dali, 0-10V, Triac, Wireless, DMX

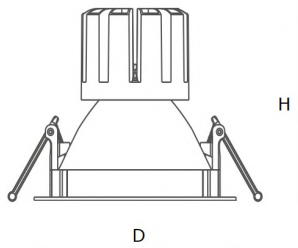


Accessories

-

Notes

-



cut-out
5-25mm

Model	Dimension (mm)	Cut-Out (mm)
RZ50165FDR	D180*H165mm	D165
RZ60165FDR	D180*H165mm	D165
RZ70165FDR	D180*H195mm	D165
RZ80165FDR	D180*H195mm	D165



RZ50165FDR

Recessed Fixed Downlight With Anti-Glare Reflector Led 50W 4650lm CRI90 50.000h IP20

RZ60165FDR

Recessed Fixed Downlight With Anti-Glare Reflector Led 60W 5580lm CRI90 50.000h IP20

RZ70165FDR

Recessed Fixed Downlight With Anti-Glare Reflector Led 70W 6510lm CRI90 50.000h IP20

RZ80165FDR

Recessed Fixed Downlight With Anti-Glare Reflector Led 80W 7440lm CRI90 50.000h IP20

Description

Housing: Cast aluminium, Fixed, designed as heat sink, with connection cable.

Fixing ring: Matt White, Matt Black, Customized.

Mounting ring: white. Expanding spring fixing for ceiling thicknesses of 5-25mm. Includes control gear with Led driver separate. 2-pole terminal block.

LED module: High-power LEDs on metal-core PCB. Collimating lens made of optical Polymethyl. Tender and soft light to perfectly present the object without black spot and dark area.

Dimming driver can be optionally sold separately: Dali, 0-10V, Triac, Wireless, DMX, ...

Anti-glare cone with covered mounting detail: Polymethyl, Chrome, Matt White, Matt Black, Customized. High quality optical diffuser reduce LED dazzle light. Optical cut-off 40°. Deep anti-glare design, protect the eye.

Protection Class II.



Technical data

Light source	LED COB			
System Wattage	50W	60W	70W	80W
Luminous flux	4650lm	5580lm	6510lm	7440lm
Luminous efficiency	93lm/w or option			
Colour Temperature	2700K, 3000K, 4000K, 6000K			
Colour Rendering Index	CRI>90			
Colour Deviation	SDCM<3			
Beam Angle	15°, 24°, 36°, 60°			
Cut-Off Angle	40°			
Rotation Angle	-			
Anti-glare Rating	UGR<16			
Service Lifetime	50.000 Hrs L80 B20 Ta25			
Ingress Protection	IP20			
Operation Voltage	220-240VAC, 50Hz			
Operation Temperature	-20°C ~ 45°C			
Frame	Aluminum			
Finishing	Matt White, Matt Black			
Lighting control (option)	Dali, 0-10V, Triac, Wireless, DMX			

Accessories

-

Notes

-

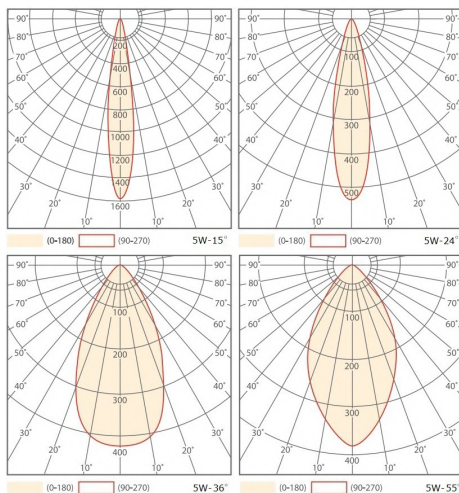
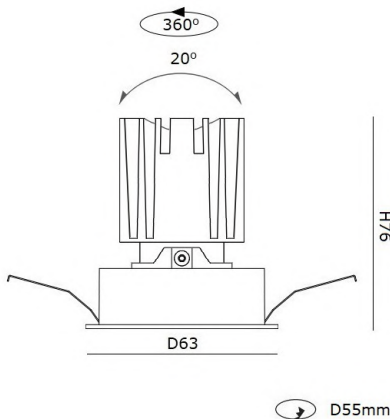


Brillo



RZ0555ADF

Recessed Adjustable Downlight With Anti-Glare Reflector Led 5W 425lm CRI90 50.000h IP44



RZ0755ADF

Recessed Adjustable Downlight With Anti-Glare Reflector Led 7W 595lm CRI90 50.000h IP44

Description

Housing: Cast aluminium, Adjustable, designed as heat sink, with connection cable. 0°-20° tilt, 360° rotation. Fixing ring: White color, Black color, Customized. Mounting ring: Perforated mounting plate fixing for ceiling thicknesses of 5-25mm. Includes control gear with Led driver separate. 2-pole terminal block. LED module: High-power LEDs on metal-core PCB. Collimating lens made of optical Polymethyl. Tender and soft light to perfectly present the object without black spot and dark area. Dimming driver can be optionally sold separately: Dali, 0-10V, Triac, Wireless, DMX. Anti-glare cone with covered mounting detail: Mirror Silver, Mirror Black, Mirror Gold, Matt Silver, Matt Black, Matt Gold, Customized. High quality optical diffuser reduces LED dazzle light. Optical cut-off angle 40°. Deep anti-glare design, protect the eye.



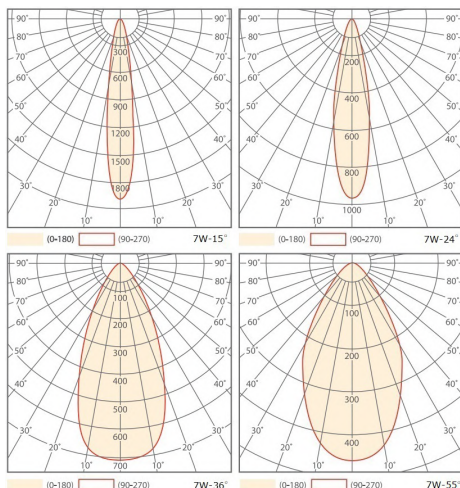
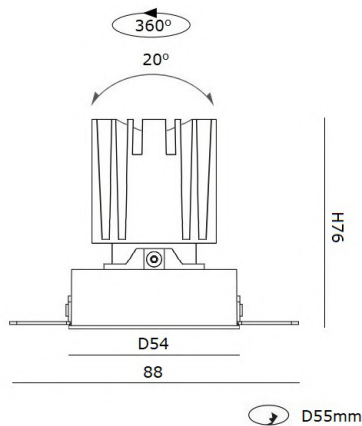
Technical data

Light source	LED COB	
System Wattage	5W	7W
Luminous flux	425lm	595lm
Luminous efficiency	85lm/w or option	
Colour Temperature	2700K, 3000K, 4000K, 6000K, [2700~6500K]	
Colour Rendering Index	CRI>90; [CRI>95]	
Colour Deviation	SDCM<3	
Beam Angle	10°, 15°, 24°, 36°, 55°	
Cut-Off Angle	40°	
Rotation Angle	20° Tilt 360° Swivel	
Anti-glare Rating	UGR<16; [UGR<13]	
Service Lifetime	50.000 Hrs L80 B20 Ta25	
Ingress Protection	IP44; [IP54]	
Operation Voltage	220-240VAC, 50Hz	
Operation Temperature	-20°C ~ 45°C	
Frame	Aluminum	
Finishing	White Color, Black Color or option	
Reflector	Mirror Black, Matt White, Matt Black or option	
Lighting control (option)	Dali, 0-10V, Triac, Wireless, DMX, Smart App	

Accessories



Notes



RZ0555TADF

Recessed Trimless Adjustable Downlight With Anti-Glare Reflector Led 5W 425lm CRI90 50.000h IP44

RZ0755TADF

Recessed Trimless Adjustable Downlight With Anti-Glare Reflector Led 7W 595lm CRI90 50.000h IP44

Description

Housing: Cast aluminium, Trimless, Adjustable, designed as heat sink, with connection cable. 0°-20° tilt, 360° rotation. Fixing ring: White color, Black color, Customized. Mounting ring: Perforated mounting plate fixing for ceiling thicknesses of 5-25mm. Includes control gear with Led driver separate. 2-pole terminal block. LED module: High-power LEDs on metal-core PCB. Collimating lens made of optical Polymethyl. Tender and soft light to perfectly present the object without black spot and dark area. Dimming driver can be optionally sold separately: Dali, 0-10V, Triac, Wireless, DMX. Anti-glare cone with covered mounting detail: Mirror Silver, Mirror Black, Mirror Gold, Matt Silver, Matt Black, Matt Gold, Customized. High quality optical diffuser reduces LED dazzle light. Optical cut-off angle 40°. Deep anti-glare design, protect the eye.



Technical data

Light source	LED COB	
System Wattage	5W	7W
Luminous flux	425lm	595lm
Luminous efficiency	85lm/w or option	
Colour Temperature	2700K, 3000K, 4000K, 6000K, [2700~6500K]	
Colour Rendering Index	CRI>90; [CRI>95]	
Colour Deviation	SDCM<3	
Beam Angle	10°, 15°, 24°, 36°, 55°	
Cut-Off Angle	40°	
Rotation Angle	20° Tilt 360° Swivel	
Anti-glare Rating	UGR<16; [UGR<13]	
Service Lifetime	50.000 Hrs L80 B20 Ta25	
Ingress Protection	IP44; [IP54]	
Operation Voltage	220-240VAC, 50Hz	
Operation Temperature	-20°C ~ 45°C	
Frame	Aluminum	
Finishing	White Color, Black Color or option	
Reflector	Mirror Black, Matt White, Matt Black or option	
Lighting control (option)	Dali, 0-10V, Triac, Wireless, DMX, Smart App	

Accessories

Honeycomb RZ-HCF-S	Anti Dazzle RZ-HDF-S	Filter RZ-FTF-S	Spreading RZ-SPF-S	Diffused RZ-DFF-S	Clear RZ-CLF-S	Soften RZ-SOF-S	One-Side WW RZ-OWF-S	Two-Side WW RZ-TWF-S

Notes

-

RZ0775ADF

Recessed Adjustable Downlight With Anti-Glare Reflector Led 7W 595lm CRI90 50.000h IP44

RZ0975ADF

Recessed Adjustable Downlight With Anti-Glare Reflector Led 9W 765lm CRI90 50.000h IP44

RZ1275ADF

Recessed Adjustable Downlight With Anti-Glare Reflector Led 12W 1020lm CRI90 50.000h IP44

RZ1575ADF

Recessed Adjustable Downlight With Anti-Glare Reflector Led 15W 1275lm CRI90 50.000h IP44

Description

Housing: Cast aluminium, Adjustable, designed as heat sink, with connection cable. 0°-20° tilt, 360° rotation. Fixing ring: White color, Black color, Customized.
Mounting ring: Perforated mounting plate fixing for ceiling thicknesses of 5-25mm. Includes control gear with Led driver separate. 2-pole terminal block.
LED module: High-power LEDs on metal-core PCB. Collimating lens made of optical Polymethyl. Tender and soft light to perfectly present the object without black spot and dark area.
Dimming driver can be optionally sold separately: Dali, 0-10V, Triac, Wireless, DMX.
Anti-glare cone with covered mounting detail: Mirror Silver, Mirror Black, Mirror Gold, Matt Silver, Matt Black, Matt Gold, Customized. High quality optical diffuser reduces LED dazzle light. Optical cut-off angle 40°. Deep anti-glare design, protect the eye.



Technical data

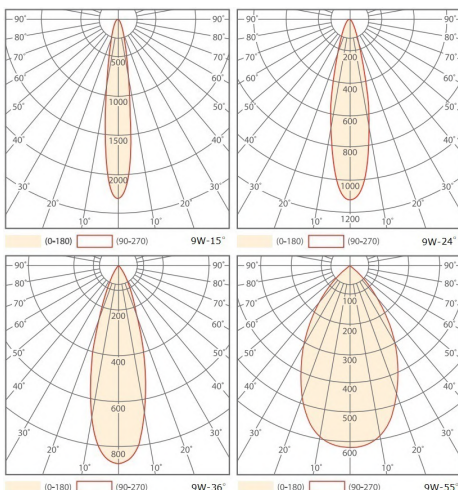
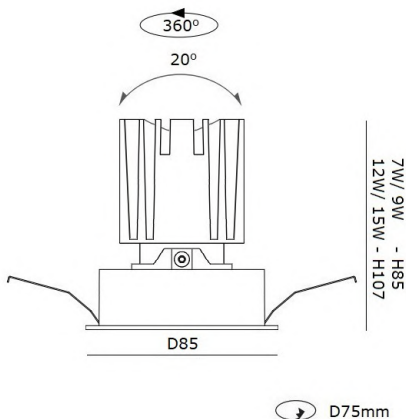
Light source	LED COB			
System Wattage	7W	9W	12W	15W
Luminous flux	595lm	765lm	1020lm	1275lm
Luminous efficiency	85lm/w or option			
Colour Temperature	2700K, 3000K, 4000K, 6000K, [2700~6500K]			
Colour Rendering Index	CRI>90; [CRI>95]			
Colour Deviation	SDCM<3			
Beam Angle	10°, 15°, 24°, 36°, 55°			
Cut-Off Angle	40°			
Rotation Angle	20° Tilt 360° Swivel			
Anti-glare Rating	UGR<16; [UGR<13]			
Service Lifetime	50.000 Hrs L80 B20 Ta25			
Ingress Protection	IP44; [IP54]			
Operation Voltage	220-240VAC, 50Hz			
Operation Temperature	-20°C ~ 45°C			
Frame	Aluminum			
Finishing	White Color, Black Color or option			
Reflector	Mirror Black, Matt White, Matt Black or option			
Lighting control (option)	Dali, 0-10V, Triac, Wireless, DMX, Smart App			

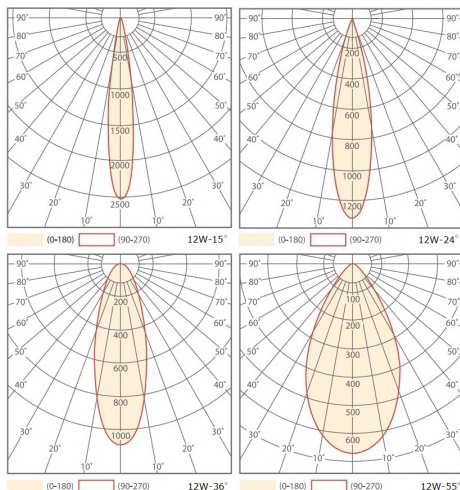
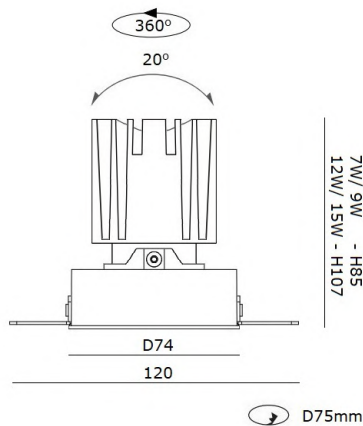
Accessories

Honeycomb RZ-HCF-M	Anti Dazzle RZ-HDF-M	Filter RZ-FTF-M	Spreading RZ-SPF-M	Diffused RZ-DFF-M	Clear RZ-CLF-M	Soften RZ-SOF-M	One-Side WW RZ-OWF-M	Two-Side WW RZ-TWF-M

Notes

-





RZ0775TADF

Recessed Trimless Adjustable Downlight With Anti-Glare Reflector Led 7W 595lm CRI90 50.000h IP44

RZ0975TADF

Recessed Trimless Adjustable Downlight With Anti-Glare Reflector Led 9W 765lm CRI90 50.000h IP44

RZ1275TADF

Recessed Trimless Adjustable Downlight With Anti-Glare Reflector Led 12W 1020lm CRI90 50.000h IP44

RZ1575TADF

Recessed Trimless Adjustable Downlight With Anti-Glare Reflector Led 15W 1275lm CRI90 50.000h IP44

Description

Housing: Cast aluminium, Trimless, Adjustable, designed as heat sink, with connection cable. 0°-20° tilt, 360° rotation. Fixing ring: White color, Black color, Customized. Mounting ring: Perforated mounting plate fixing for ceiling thicknesses of 5-25mm. Includes control gear with Led driver separate. 2-pole terminal block. LED module: High-power LEDs on metal-core PCB. Collimating lens made of optical Polymethyl. Tender and soft light to perfectly present the object without black spot and dark area. Dimming driver can be optionally sold separately: Dali, 0-10V, Triac, Wireless, DMX. Anti-glare cone with covered mounting detail: Mirror Silver, Mirror Black, Mirror Gold, Matt Silver, Matt Black, Matt Gold, Customized. High quality optical diffuser reduces LED dazzle light. Optical cut-off angle 40°. Deep anti-glare design, protect the eye.



Technical data

Light source	LED COB			
System Wattage	7W	9W	12W	15W
Luminous flux	595lm	765lm	1020lm	1275lm
Luminous efficiency	85lm/w or option			
Colour Temperature	2700K, 3000K, 4000K, 6000K, [2700~6500K]			
Colour Rendering Index	CRI>90; [CRI>95]			
Colour Deviation	SDCM<3			
Beam Angle	10°, 15°, 24°, 36°, 55°			
Cut-Off Angle	40°			
Rotation Angle	20° Tilt 360° Swivel			
Anti-glare Rating	UGR<16; [UGR<13]			
Service Lifetime	50.000 Hrs L80 B20 Ta25			
Ingress Protection	IP44; [IP54]			
Operation Voltage	220-240VAC, 50Hz			
Operation Temperature	-20°C ~ 45°C			
Frame	Aluminum			
Finishing	White Color, Black Color or option			
Reflector	Mirror Black, Matt White, Matt Black or option			
Lighting control (option)	Dali, 0-10V, Triac, Wireless, DMX, Smart App			

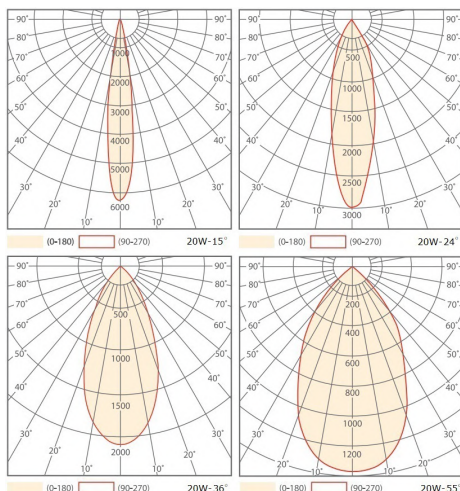
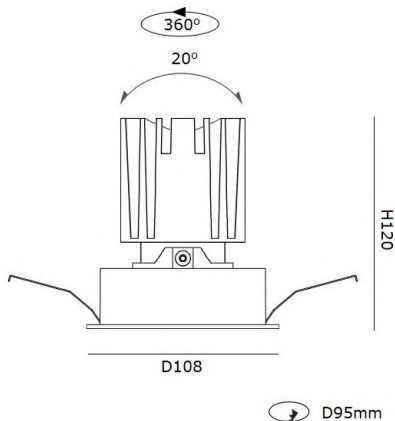
Accessories



Notes

RZ2095ADF

Recessed Adjustable Downlight With Anti-Glare Reflector Led 20W 1700lm CRI90 50.000h IP44



RZ2595ADF

Recessed Adjustable Downlight With Anti-Glare Reflector Led 25W 2125lm CRI90 50.000h IP44

Description

Housing: Cast aluminium, Adjustable, designed as heat sink, with connection cable. 0°-20° tilt, 360° rotation. Fixing ring: White color, Black color, Customized.
Mounting ring: Perforated mounting plate fixing for ceiling thicknesses of 5-25mm. Includes control gear with Led driver separate. 2-pole terminal block.
LED module: High-power LEDs on metal-core PCB. Collimating lens made of optical Polymethyl. Tender and soft light to perfectly present the object without black spot and dark area.
Dimming driver can be optionally sold separately: Dali, 0-10V, Triac, Wireless, DMX.
Anti-glare cone with covered mounting detail: Mirror Silver, Mirror Black, Mirror Gold, Matt Silver, Matt Black, Matt Gold, Customized. High quality optical diffuser reduces LED dazzle light. Optical cut-off angle 40°. Deep anti-glare design, protect the eye.



Technical data

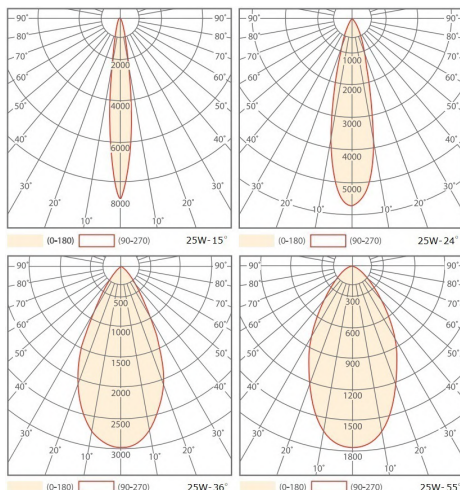
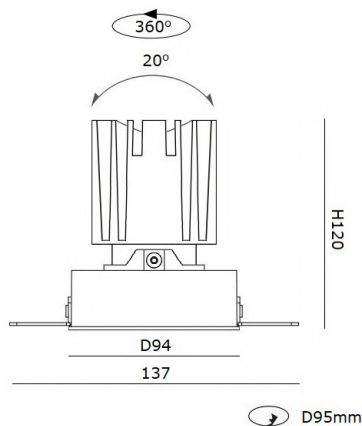
Light source	LED COB	
System Wattage	20W	25W
Luminous flux	1700lm	2125lm
Luminous efficiency	85lm/w or option	
Colour Temperature	2700K, 3000K, 4000K, 6000K, [2700~6500K]	
Colour Rendering Index	CRI>90; [CRI>95]	
Colour Deviation	SDCM<3	
Beam Angle	10°, 15°, 24°, 36°, 55°	
Cut-Off Angle	40°	
Rotation Angle	20° Tilt 360° Swivel	
Anti-glare Rating	UGR<16; [UGR<13]	
Service Lifetime	50.000 Hrs L80 B20 Ta25	
Ingress Protection	IP44; [IP54]	
Operation Voltage	220-240VAC, 50Hz	
Operation Temperature	-20°C ~ 45°C	
Frame	Aluminum	
Finishing	White Color, Black Color or option	
Reflector	Mirror Black, Matt White, Matt Black or option	
Lighting control (option)	Dali, 0-10V, Triac, Wireless, DMX, Smart App	

Accessories

Honeycomb RZ-HCF-L	Anti Dazzle RZ-HDF-L	Filter RZ-FTF-L	Spreading RZ-SPF-L	Diffused RZ-DFF-L	Clear RZ-CLF-L	Soften RZ-SOF-L	One-Side WW RZ-OWF-L	Two-Side WW RZ-TWF-L

Notes

-



RZ2095TADF

Recessed Trimless Adjustable Downlight With Anti-Glare Reflector Led 20W 1700lm CRI90 50.000h IP44

RZ2595TADF

Recessed Trimless Adjustable Downlight With Anti-Glare Reflector Led 25W 2125lm CRI90 50.000h IP44

Description

Housing: Cast aluminium, Trimless, Adjustable, designed as heat sink, with connection cable. 0°-20° tilt, 360° rotation. Fixing ring: White color, Black color, Customized. Mounting ring: Perforated mounting plate fixing for ceiling thicknesses of 5-25mm. Includes control gear with Led driver separate. 2-pole terminal block. LED module: High-power LEDs on metal-core PCB. Collimating lens made of optical Polymethyl. Tender and soft light to perfectly present the object without black spot and dark area. Dimming driver can be optionally sold separately: Dali, 0-10V, Triac, Wireless, DMX. Anti-glare cone with covered mounting detail: Mirror Silver, Mirror Black, Mirror Gold, Matt Silver, Matt Black, Matt Gold, Customized. High quality optical diffuser reduces LED dazzle light. Optical cut-off angle 40°. Deep anti-glare design, protect the eye.



Technical data

Light source	LED COB	
System Wattage	20W	25W
Luminous flux	1700lm	2125lm
Luminous efficiency	85lm/w or option	
Colour Temperature	2700K, 3000K, 4000K, 6000K, [2700~6500K]	
Colour Rendering Index	CRI>90; [CRI>95]	
Colour Deviation	SDCM<3	
Beam Angle	10°, 15°, 24°, 36°, 55°	
Cut-Off Angle	40°	
Rotation Angle	20° Tilt 360° Swivel	
Anti-glare Rating	UGR<16; [UGR<13]	
Service Lifetime	50.000 Hrs L80 B20 Ta25	
Ingress Protection	IP44; [IP54]	
Operation Voltage	220-240VAC, 50Hz	
Operation Temperature	-20°C ~ 45°C	
Frame	Aluminum	
Finishing	White Color, Black Color or option	
Reflector	Mirror Black, Matt White, Matt Black or option	
Lighting control (option)	Dali, 0-10V, Triac, Wireless, DMX, Smart App	

Accessories



Notes

-

RZ0775SDF

Square Recessed Adjustable Downlight With Anti-Glare Reflector Led 7W 595lm CRI90 50.000h IP44

RZ0975SDF

Square Recessed Adjustable Downlight With Anti-Glare Reflector Led 9W 765lm CRI90 50.000h IP44

RZ1275SDF

Square Recessed Adjustable Downlight With Anti-Glare Reflector Led 12W 1020lm CRI90 50.000h IP44

RZ1575SDF

Square Recessed Adjustable Downlight With Anti-Glare Reflector Led 15W 1275lm CRI90 50.000h IP44

Description

Housing: Cast aluminium, Adjustable, designed as heat sink, with connection cable. 0°-20° tilt, 360° rotation. Fixing ring: White color, Black color, Customized.
Mounting ring: Perforated mounting plate fixing for ceiling thicknesses of 5-25mm. Includes control gear with Led driver separate. 2-pole terminal block.
LED module: High-power LEDs on metal-core PCB. Collimating lens made of optical Polymethyl. Tender and soft light to perfectly present the object without black spot and dark area.
Dimming driver can be optionally sold separately: Dali, 0-10V, Triac, Wireless, DMX.
Anti-glare cone with covered mounting detail: Mirror Silver, Mirror Black, Mirror Gold, Matt Silver, Matt Black, Matt Gold, Customized. High quality optical diffuser reduces LED dazzle light. Optical cut-off angle 40°. Deep anti-glare design, protect the eye.



Technical data

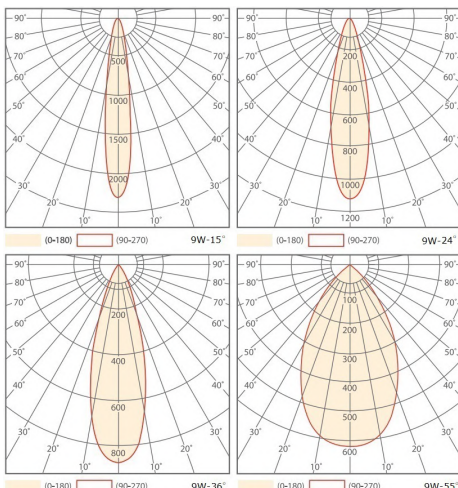
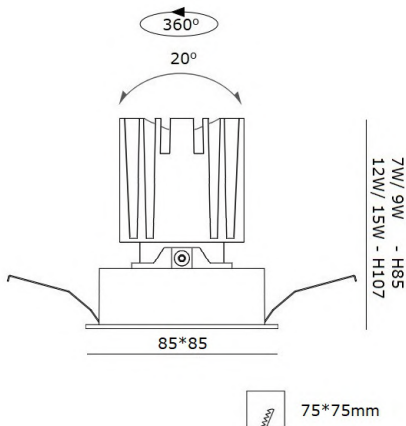

Light source	LED COB			
System Wattage	7W	9W	12W	15W
Luminous flux	595lm	765lm	1020lm	1275lm
Luminous efficiency	85lm/w or option			
Colour Temperature	2700K, 3000K, 4000K, 6000K, [2700~6500K]			
Colour Rendering Index	CRI>90; [CRI>95]			
Colour Deviation	SDCM<3			
Beam Angle	10°, 15°, 24°, 36°, 55°			
Cut-Off Angle	40°			
Rotation Angle	20° Tilt 360° Swivel			
Anti-glare Rating	UGR<16; [UGR<13]			
Service Lifetime	50.000 Hrs L80 B20 Ta25			
Ingress Protection	IP44; [IP54]			
Operation Voltage	220-240VAC, 50Hz			
Operation Temperature	-20°C ~ 45°C			
Frame	Aluminum			
Finishing	White Color, Black Color or option			
Reflector	Mirror Black, Matt White, Matt Black or option			
Lighting control (option)	Dali, 0-10V, Triac, Wireless, DMX, Smart App			

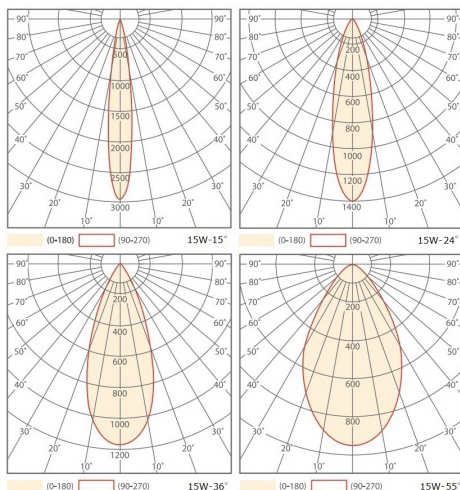
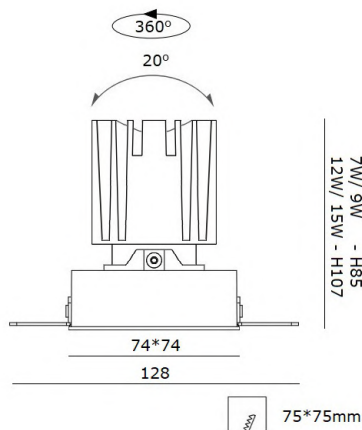
Accessories

Honeycomb RZ-HCF-M	Anti Dazzle RZ-HDF-M	Filter RZ-FTF-M	Spreading RZ-SPF-M	Diffused RZ-DFF-M	Clear RZ-CLF-M	Soften RZ-SOF-M	One-Side WW RZ-OWF-M	Two-Side WW RZ-TWF-M

Notes

-





RZ0775TSDF

Square Recessed Trimless Adjustable Downlight With Anti-Glare Reflector Led 7W 595lm CRI90 50.000h IP44

RZ0975TSDF

Square Recessed Trimless Adjustable Downlight With Anti-Glare Reflector Led 9W 765lm CRI90 50.000h IP44

RZ1275TSDF

Square Recessed Trimless Adjustable Downlight With Anti-Glare Reflector Led 12W 1020lm CRI90 50.000h IP44

RZ1575TSDF

Square Recessed Trimless Adjustable Downlight With Anti-Glare Reflector Led 15W 1275lm CRI90 50.000h IP44

Description

Housing: Cast aluminium, Trimless, Adjustable, designed as heat sink, with connection cable. 0°-20° tilt, 360° rotation. Fixing ring: White color, Black color, Customized. Mounting ring: Perforated mounting plate fixing for ceiling thicknesses of 5-25mm. Includes control gear with Led driver separate. 2-pole terminal block. LED module: High-power LEDs on metal-core PCB. Collimating lens made of optical Polymethyl. Tender and soft light to perfectly present the object without black spot and dark area. Dimming driver can be optionally sold separately: Dali, 0-10V, Triac, Wireless, DMX. Anti-glare cone with covered mounting detail: Mirror Silver, Mirror Black, Mirror Gold, Matt Silver, Matt Black, Matt Gold, Customized. High quality optical diffuser reduces LED dazzle light. Optical cut-off angle 40°. Deep anti-glare design, protect the eye.



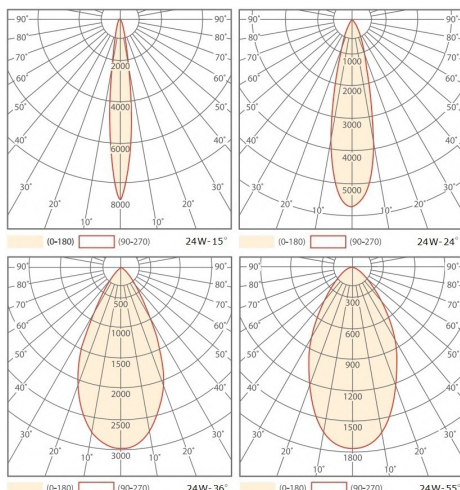
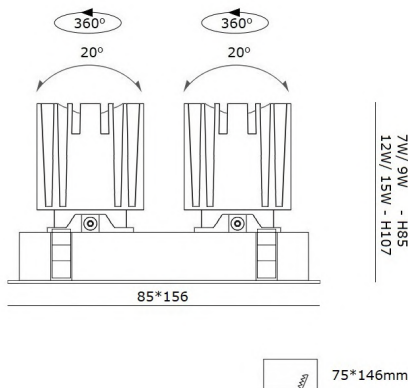

Technical data

Light source	LED COB			
System Wattage	7W	9W	12W	15W
Luminous flux	595lm	765lm	1020lm	1275lm
Luminous efficiency	85lm/w or option			
Colour Temperature	2700K, 3000K, 4000K, 6000K, [2700~6500K]			
Colour Rendering Index	CRI>90; [CRI>95]			
Colour Deviation	SDCM<3			
Beam Angle	10°, 15°, 24°, 36°, 55°			
Cut-Off Angle	40°			
Rotation Angle	20° Tilt 360° Swivel			
Anti-glare Rating	UGR<16; [UGR<13]			
Service Lifetime	50.000 Hrs L80 B20 Ta25			
Ingress Protection	IP44; [IP54]			
Operation Voltage	220-240VAC, 50Hz			
Operation Temperature	-20°C ~ 45°C			
Frame	Aluminum			
Finishing	White Color, Black Color or option			
Reflector	Mirror Black, Matt White, Matt Black or option			
Lighting control (option)	Dali, 0-10V, Triac, Wireless, DMX, Smart App			

Accessories



Notes



RZ2775DSDF

Double Square Recessed Adjustable Downlight With Anti-Glare Reflector Led 2*7W 1190lm CRI90 50.000h IP44

RZ2975DSDF

Double Square Recessed Adjustable Downlight With Anti-Glare Reflector Led 2*9W 1530lm CRI90 50.000h IP44

RZ21275DSDF

Double Square Recessed Adjustable Downlight With Anti-Glare Reflector Led 2*12W 2040lm CRI90 50.000h IP44

RZ21575DSDF

Double Square Recessed Adjustable Downlight With Anti-Glare Reflector Led 2*15W 2550lm CRI90 50.000h IP44

Description

Housing: Cast aluminium, Adjustable, designed as heat sink, with connection cable. 0°-20° tilt, 360° rotation. Fixing ring: White color, Black color, Customized. Mounting ring: Perforated mounting plate fixing for ceiling thicknesses of 5-25mm. Includes control gear with Led driver separate. 2-pole terminal block. LED module: High-power LEDs on metal-core PCB. Collimating lens made of optical Polymethyl. Tender and soft light to perfectly present the object without black spot and dark area. Dimming driver can be optionally sold separately: Dali, 0-10V, Triac, Wireless, DMX. Anti-glare cone with covered mounting detail: Mirror Silver, Mirror Black, Mirror Gold, Matt Silver, Matt Black, Matt Gold, Customized. High quality optical diffuser reduces LED dazzle light. Optical cut-off angle 40°. Deep anti-glare design, protect the eye.



Technical data

Light source	LED COB			
System Wattage	2*7W	2*9W	2*12W	2*15W
Luminous flux	1190lm	1530lm	2040lm	2550lm
Luminous efficiency	85lm/w or option			
Colour Temperature	2700K, 3000K, 4000K, 6000K, [2700~6500K]			
Colour Rendering Index	CRI>90; [CRI>95]			
Colour Deviation	SDCM<3			
Beam Angle	10°, 15°, 24°, 36°, 55°			
Cut-Off Angle	40°			
Rotation Angle	20° Tilt 360° Swivel			
Anti-glare Rating	UGR<16; [UGR<13]			
Service Lifetime	50.000 Hrs L80 B20 Ta25			
Ingress Protection	IP44; [IP54]			
Operation Voltage	220-240VAC, 50Hz			
Operation Temperature	-20°C ~ 45°C			
Frame	Aluminum			
Finishing	White Color, Black Color or option			
Reflector	Mirror Black, Matt White, Matt Black or option			
Lighting control (option)	Dali, 0-10V, Triac, Wireless, DMX, Smart App			

Accessories



Notes

RZ2775TDDF

Double Square Recessed Trimless Adjustable Downlight With Anti-Glare Reflector Led 2*7W 1190lm CRI90 50.000h IP44

RZ2975TDDF

Double Square Recessed Trimless Adjustable Downlight With Anti-Glare Reflector Led 2*9W 1530lm CRI90 50.000h IP44

RZ21275TDDF

Double Square Recessed Trimless Adjustable Downlight With Anti-Glare Reflector Led 2*12W 2040lm CRI90 50.000h IP44

RZ21575TDDF

Double Square Recessed Trimless Adjustable Downlight With Anti-Glare Reflector Led 2*15W 2550lm CRI90 50.000h IP44



Description

Housing: Cast aluminium, Trimless, Adjustable, designed as heat sink, with connection cable. 0°-20° tilt, 360° rotation. Fixing ring: White color, Black color, Customized. Mounting ring: Perforated mounting plate fixing for ceiling thicknesses of 5-25mm. Includes control gear with Led driver separate. 2-pole terminal block. LED module: High-power LEDs on metal-core PCB. Collimating lens made of optical Polymethyl. Tender and soft light to perfectly present the object without black spot and dark area. Dimming driver can be optionally sold separately: Dali, 0-10V, Triac, Wireless, DMX. Anti-glare cone with covered mounting detail: Mirror Silver, Mirror Black, Mirror Gold, Matt Silver, Matt Black, Matt Gold, Customized. High quality optical diffuser reduces LED dazzle light. Optical cut-off angle 40°. Deep anti-glare design, protect the eye.



Technical data

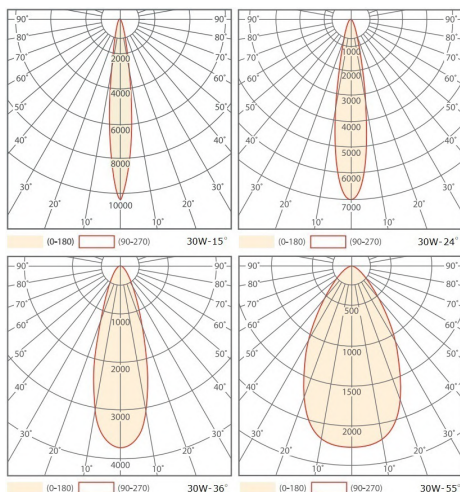
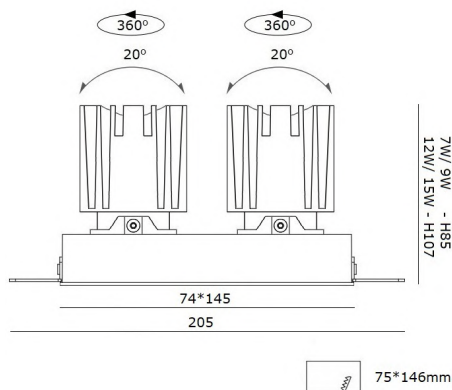
Light source	LED COB			
System Wattage	2*7W	2*9W	2*12W	2*15W
Luminous flux	1190lm	1530lm	2040lm	2550lm
Luminous efficiency	85lm/w or option			
Colour Temperature	2700K, 3000K, 4000K, 6000K, [2700~6500K]			
Colour Rendering Index	CRI>90; [CRI>95]			
Colour Deviation	SDCM<3			
Beam Angle	10°, 15°, 24°, 36°, 55°			
Cut-Off Angle	40°			
Rotation Angle	20° Tilt 360° Swivel			
Anti-glare Rating	UGR<16; [UGR<13]			
Service Lifetime	50.000 Hrs L80 B20 Ta25			
Ingress Protection	IP44; [IP54]			
Operation Voltage	220-240VAC, 50Hz			
Operation Temperature	-20°C ~ 45°C			
Frame	Aluminum			
Finishing	White Color, Black Color or option			
Reflector	Mirror Black, Matt White, Matt Black or option			
Lighting control (option)	Dali, 0-10V, Triac, Wireless, DMX, Smart App			

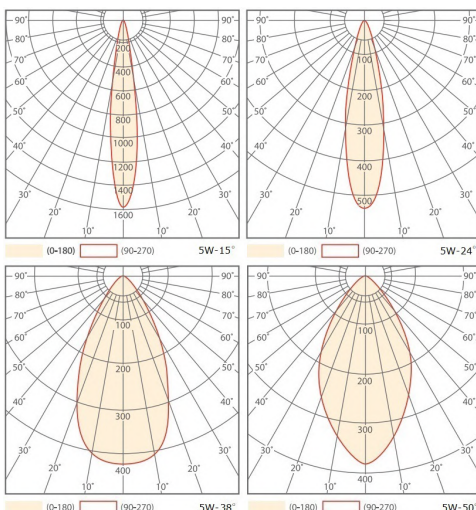
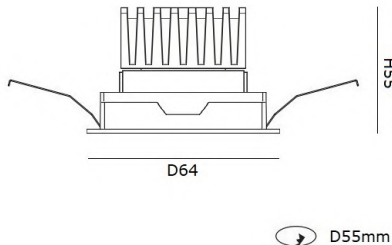
Accessories

Honeycomb RZ-HCF-M	Anti Dazzle RZ-HDF-M	Filter RZ-FTF-M	Spreading RZ-SPF-M	Diffused RZ-DFF-M	Clear RZ-CLF-M	Soften RZ-SOF-M	One-Side WW RZ-OWF-M	Two-Side WW RZ-TWF-M

Notes

-





RZ0555FDT

Recessed Fixed Downlight With Super Thin Led 5W 400lm CRI90 50.000h IP44

RZ0775ADT

Recessed Fixed Downlight With Super Thin Led 7W 560lm CRI90 50.000h IP44

Description

Housing: Cast aluminium, Fixed, designed as heat sink, with connection cable.

Fixing ring: Matt White, Matt Black, Customized.

Mounting ring: white. Expanding spring fixing for ceiling thicknesses of 5-25mm. Includes control gear with Led driver separate. 2-pole terminal block.

LED module: High-power LEDs on metal-core PCB. Collimating lens made of optical Polymethyl. Tender and soft light to perfectly present the object without black spot and dark area.

Dimming driver can be optionally sold separately: Dali, 0-10V, Triac, Wireless, DMX.

Anti-glare cone with covered mounting detail: Polymethyl, Chrome, Matt White, Matt Black, Customized. High quality optical diffuser reduce LED dazzle light. Optical cut-off 38°. Deep anti-glare design, protect the eye.

Protection Class II.



Technical data

Light source	LED COB	
System Wattage	5W	7W
Luminous flux	400lm	560lm
Luminous efficiency	80lm/w or option	
Colour Temperature	2700K, 3000K, 4000K, 6000K	
Colour Rendering Index	CRI>90	
Colour Deviation	SDCM<3	
Beam Angle	10°, 15°, 24°, 36°, 60°	
Cut-Off Angle	30°	
Rotation Angle	-	
Anti-glare Rating	UGR<16	
Service Lifetime	50.000 Hrs L70 B30 Ta25	
Ingress Protection	IP44; [IP54]	
Operation Voltage	220-240VAC, 50Hz	
Operation Temperature	-20°C ~ 45°C	
Frame	Aluminum	
Finishing	Matt White, Matt Black	
Lighting control (option)	Dali, 0-10V, Triac, Wireless, DMX	

Accessories

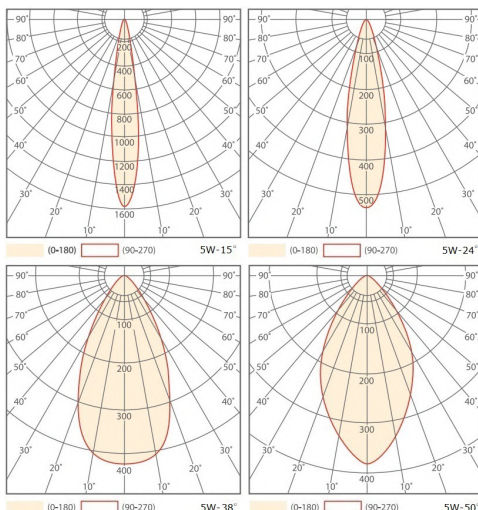
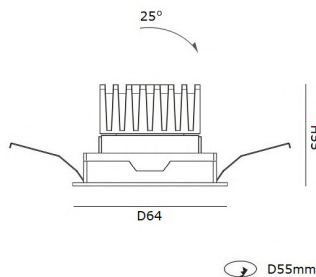


Notes

-

RZ0555ADT

Recessed Adjustable Downlight With Super Thin Led 5W 425lm CRI90 50.000h IP44



RZ0775ADT

Recessed Adjustable Downlight With Super Thin Led 7W 595lm CRI90 50.000h IP44

Description

Housing: Cast aluminium, Adjustable, designed as heat sink, with connection cable. 0°-25° tilt, 360° rotation. Fixing ring: Matt White, Matt Black, Customized.

Mounting ring: white. Expanding spring fixing for ceiling thicknesses of 5-25mm. Includes control gear with Led driver separate. 2-pole terminal block.

LED module: High-power LEDs on metal-core PCB. Collimating lens made of optical Polymethyl. Tender and soft light to perfectly present the object without black spot and dark area.

Dimming driver can be optionally sold separately: Dali, 0-10V, Triac, Wireless.

Anti-glare cone with covered mounting detail: Polymethyl, Chrome, Matt White, Matt Black, Customized. High quality optical diffuser reduce LED dazzle light. Optical cut-off 38°. Deep anti-glare design, protect the eye.

Protection Class II.



Technical data

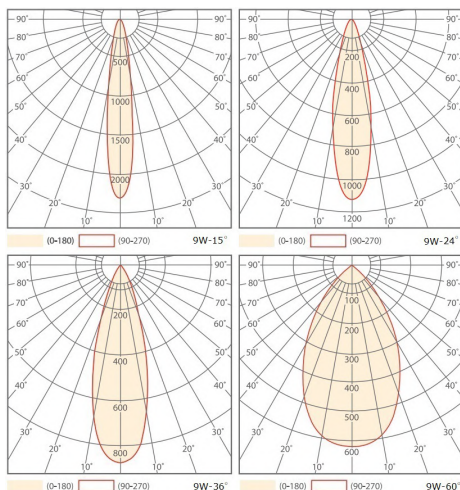
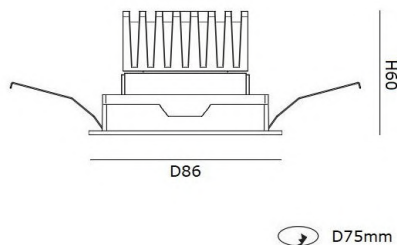
Light source	LED COB	
System Wattage	5W	7W
Luminous flux	425lm	595lm
Luminous efficiency	85lm/w or option	
Colour Temperature	2700K, 3000K, 4000K, 6000K	
Colour Rendering Index	CRI>90	
Colour Deviation	SDCM<3	
Beam Angle	15°, 24°, 38°, 60°	
Cut-Off Angle	30°	
Rotation Angle	25° Tilt	
Anti-glare Rating	UGR<16	
Service Lifetime	50.000 Hrs L70 B30 Ta25	
Ingress Protection	IP44	
Operation Voltage	220-240VAC, 50Hz	
Operation Temperature	-20°C ~ 45°C	
Frame	Aluminum	
Finishing	Matt White, Matt Black	
Lighting control (option)	Dali, 0-10V, Triac, Wireless, DMX	

Accessories

Honeycomb RZ-HCF-S	Anti Dazzle RZ-HDF-S	Filter RZ-FTF-S	Spreading RZ-SPF-S	Diffused RZ-DFF-S	Clear RZ-CLF-S	Soften RZ-SOF-S	One-Side WW RZ-OWF-S	Two-Side WW RZ-TWF-S

Notes

-



RZ0575FDT

Recessed Fixed Downlight With Super Thin Led 5W 450lm CRI90 50.000h IP44

RZ0775FDT

Recessed Fixed Downlight With Super Thin Led 7W 630lm CRI90 50.000h IP44

RZ0975FDT

Recessed Fixed Downlight With Super Thin Led 9W 810lm CRI90 50.000h IP44

RZ1275FDT

Recessed Fixed Downlight With Super Thin Led 12W 1140lm CRI90 50.000h IP44

Description

Housing: Cast aluminium, Fixed, designed as heat sink, with connection cable. 0°-25° tilt, 360° rotation. Fixing ring: Matt White, Matt Black, Customized.

Mounting ring: white. Expanding spring fixing for ceiling thicknesses of 5-25mm. Includes control gear with Led driver separate. 2-pole terminal block.

LED module: High-power LEDs on metal-core PCB. Collimating lens made of optical Polymethyl. Tender and soft light to perfectly present the object without black spot and dark area.

Dimming driver can be optionally sold separately: Dali, 0-10V, Triac, Wireless.

Anti-glare cone with covered mounting detail: Polymethyl, Chrome, Matt White, Matt Black, Customized. High quality optical diffuser reduce LED dazzle light. Optical cut-off 38°. Deep anti-glare design, protect the eye.

Protection Class II.



Technical data

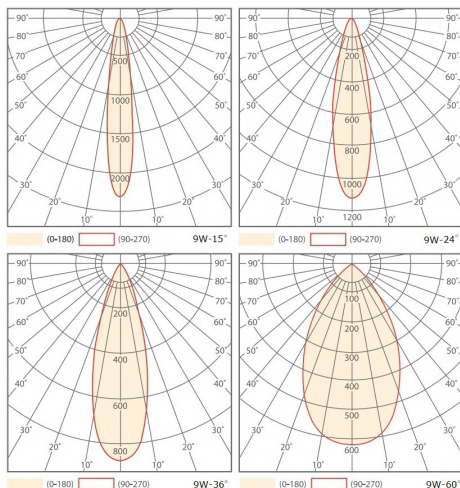
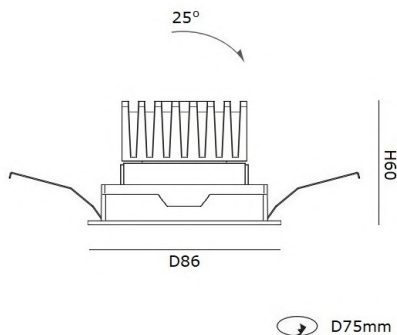
Light source	LED COB			
System Wattage	5W	7W	9W	12W
Luminous flux	450lm	630lm	810lm	1140lm
Luminous efficiency	85lm/w or option			
Colour Temperature	2700K, 3000K, 4000K, 6000K, [2700K~6000K]			
Colour Rendering Index	CRI>90			
Colour Deviation	SDCM<3			
Beam Angle	15°, 24°, 36°, 50°			
Cut-Off Angle	-			
Rotation Angle	-			
Anti-glare Rating	UGR<16			
Service Lifetime	50.000 Hrs L70 B30 Ta25			
Ingress Protection	IP44 [IP54]			
Operation Voltage	220-240VAC, 50Hz			
Operation Temperature	-20°C ~ 45°C			
Frame	Aluminum			
Finishing	Matt White, Matt Black			
Lighting control (option)	Dali, 0-10V, Triac, Wireless, DMX			

Accessories

Honeycomb RZ-HCF-M	Anti Dazzle RZ-HDF-M	Filter RZ-FTF-M	Spreading RZ-SPF-M	Diffused RZ-DFF-M	Clear RZ-CLF-M	Soften RZ-SOF-M	One-Side WW RZ-OWF-M	Two-Side WW RZ-TWF-M

Notes

-



RZ0575ADT

Recessed Adjustable Downlight With Super Thin Led 5W 450lm CRI90 50.000h IP44

RZ0775ADT

Recessed Adjustable Downlight With Super Thin Led 7W 630lm CRI90 50.000h IP44

RZ0975ADT

Recessed Adjustable Downlight With Super Thin Led 9W 810lm CRI90 50.000h IP44

RZ1275ADT

Recessed Adjustable Downlight With Super Thin Led 12W 1140lm CRI90 50.000h IP44

Description

Housing: Cast aluminium, Adjustable, designed as heat sink, with connection cable. 0°-25° tilt, 360° rotation. Fixing ring: Matt White, Matt Black, Customized.

Mounting ring: white. Expanding spring fixing for ceiling thicknesses of 5-25mm. Includes control gear with Led driver separate. 2-pole terminal block.

LED module: High-power LEDs on metal-core PCB. Collimating lens made of optical Polymethyl. Tender and soft light to perfectly present the object without black spot and dark area.

Dimming driver can be optionally sold separately: Dali, 0-10V, Triac, Wireless.

Anti-glare cone with covered mounting detail: Polymethyl, Chrome, Matt White, Matt Black, Customized. High quality optical diffuser reduce LED dazzle light. Optical cut-off 38°. Deep anti-glare design, protect the eye.

Protection Class II.



Technical data

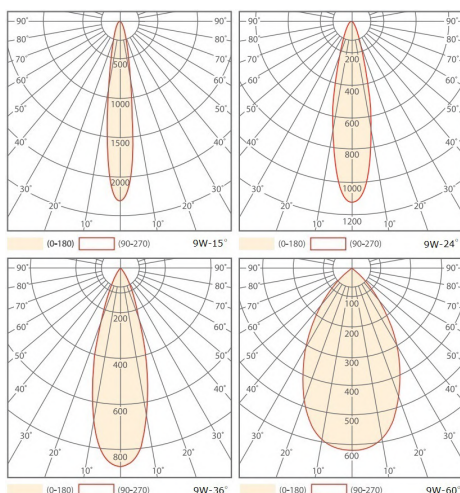
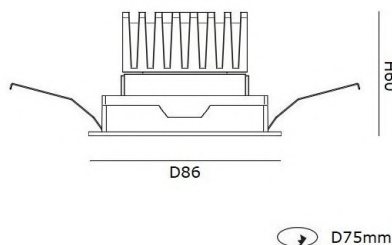
Light source	LED COB			
System Wattage	5W	7W	9W	12W
Luminous flux	450lm	630lm	810lm	1140lm
Luminous efficiency	85lm/w or option			
Colour Temperature	2700K, 3000K, 4000K, 6000K, [2700K~6000K]			
Colour Rendering Index	CRI>90			
Colour Deviation	SDCM<3			
Beam Angle	15°, 24°, 36°, 50°			
Cut-Off Angle	30°			
Rotation Angle	25° Tilt			
Anti-glare Rating	UGR<16			
Service Lifetime	50.000 Hrs L70 B30 Ta25			
Ingress Protection	IP44 [IP54]			
Operation Voltage	220-240VAC, 50Hz			
Operation Temperature	-20°C ~ 45°C			
Frame	Aluminum			
Finishing	Matt White, Matt Black			
Lighting control (option)	Dali, 0-10V, Triac, Wireless, DMX			

Accessories

Honeycomb RZ-HCF-M	Anti Dazzle RZ-HDF-M	Filter RZ-FTF-M	Spreading RZ-SPF-M	Diffused RZ-DFF-M	Clear RZ-CLF-M	Soften RZ-SOF-M	One-Side WW RZ-OWF-M	Two-Side WW RZ-TWF-M

Notes

-



RZ0575MDT

Middle Hole Recessed Adjustable Downlight With Super Thin Led 5W 425lm CRI90 50.000h IP44

RZ0775MDT

Middle Hole Recessed Adjustable Downlight With Super Thin Led 7W 595lm CRI90 50.000h IP44

RZ0975MDT

Middle Hole Recessed Adjustable Downlight With Super Thin Led 9W 765lm CRI90 50.000h IP44

RZ1275MDT

Middle Hole Recessed Adjustable Downlight With Super Thin Led 12W 1020lm CRI90 50.000h IP44

Description

Housing: Cast aluminium, Adjustable, designed as heat sink, with connection cable. 0°-25° tilt, 360° rotation. Fixing ring: Matt White, Matt Black, Customized.

Mounting ring: white. Expanding spring fixing for ceiling thicknesses of 5-25mm. Includes control gear with Led driver separate. 2-pole terminal block.

LED module: High-power LEDs on metal-core PCB. Collimating lens made of optical Polymethyl. Tender and soft light to perfectly present the object without black spot and dark area.

Dimming driver can be optionally sold separately: Dali, 0-10V, Triac, Wireless.

Anti-glare cone with covered mounting detail: Polymethyl, Chrome, Matt White, Matt Black, Customized. High quality optical diffuser reduce LED dazzle light. Optical cut-off 38°. Deep anti-glare design, protect the eye.

Protection Class II.



Technical data

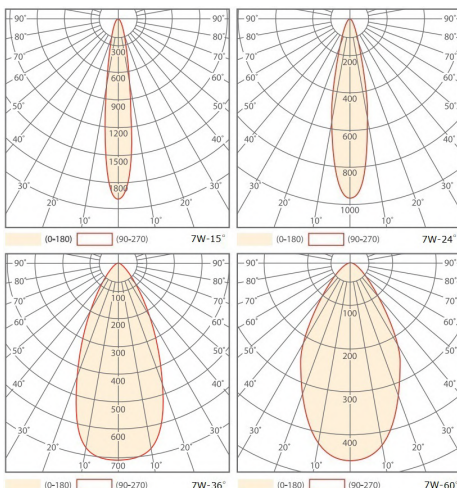
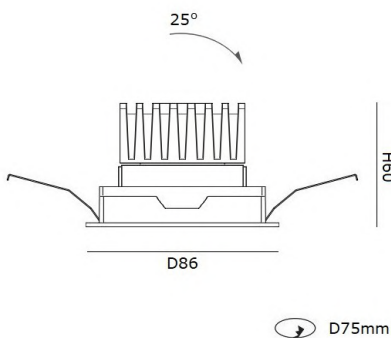

Light source	LED COB			
System Wattage	5W	7W	9W	12W
Luminous flux	425lm	595lm	765lm	1020lm
Luminous efficiency	85lm/w or option			
Colour Temperature	2700K, 3000K, 4000K, 6000K			
Colour Rendering Index	CRI>90			
Colour Deviation	SDCM<3			
Beam Angle	15°, 24°, 36°, 60°			
Cut-Off Angle	38°			
Rotation Angle	25° Tilt			
Anti-glare Rating	UGR<16			
Service Lifetime	50.000 Hrs L70 B30 Ta25			
Ingress Protection	IP44			
Operation Voltage	220-240VAC, 50Hz			
Operation Temperature	-20°C ~ 45°C			
Frame	Aluminum			
Finishing	Matt White, Matt Black			
Lighting control (option)	Dali, 0-10V, Triac, Wireless, DMX			

Accessories

Honeycomb RZ-HCF-M	Anti Dazzle RZ-HDF-M	Filter RZ-FTF-M	Spreading RZ-SPF-M	Diffused RZ-DFF-M	Clear RZ-CLF-M	Soften RZ-SOF-M	One-Side WW RZ-OWF-M	Two-Side WW RZ-TWF-M

Notes

-



RZ0575KDT

Key Hole Recessed Adjustable Downlight With Super Thin Led 5W 425lm CRI90 50.000h IP44

RZ0775KDT

Key Hole Recessed Adjustable Downlight With Super Thin Led 7W 595lm CRI90 50.000h IP44

RZ0975KDT

Key Hole Recessed Adjustable Downlight With Super Thin Led 9W 765lm CRI90 50.000h IP44

RZ1275KDT

Key Hole Recessed Adjustable Downlight With Super Thin Led 12W 1020lm CRI90 50.000h IP44

Description

Housing: Cast aluminium, Adjustable, designed as heat sink, with connection cable. 0°-25° tilt, 360° rotation. Fixing ring: Matt White, Matt Black, Customized.

Mounting ring: white. Expanding spring fixing for ceiling thicknesses of 5-25mm. Includes control gear with Led driver separate. 2-pole terminal block.

LED module: High-power LEDs on metal-core PCB. Collimating lens made of optical Polymethyl. Tender and soft light to perfectly present the object without black spot and dark area.

Dimming driver can be optionally sold separately: Dali, 0-10V, Triac, Wireless.

Anti-glare cone with covered mounting detail: Polymethyl, Chrome, Matt White, Matt Black, Customized. High quality optical diffuser reduce LED dazzle light. Optical cut-off 38°. Deep anti-glare design, protect the eye.

Protection Class II.



Technical data

Light source	LED COB			
System Wattage	5W	7W	9W	12W
Luminous flux	425lm	595lm	765lm	1020lm
Luminous efficiency	85lm/w or option			
Colour Temperature	2700K, 3000K, 4000K, 6000K			
Colour Rendering Index	CRI>90			
Colour Deviation	SDCM<3			
Beam Angle	15°, 24°, 36°, 60°			
Cut-Off Angle	38°			
Rotation Angle	25° Tilt			
Anti-glare Rating	UGR<16			
Service Lifetime	50.000 Hrs L70 B30 Ta25			
Ingress Protection	IP44			
Operation Voltage	220-240VAC, 50Hz			
Operation Temperature	-20°C ~ 45°C			
Frame	Aluminum			
Finishing	Matt White, Matt Black			
Lighting control (option)	Dali, 0-10V, Triac, Wireless, DMX			

Accessories

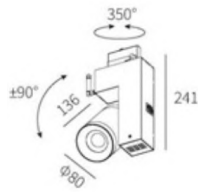

Honeycomb RZ-HCF-M	Anti Dazzle RZ-HDF-M	Filter RZ-FTF-M	Spreading RZ-SPF-M	Diffused RZ-DFF-M	Clear RZ-CLF-M	Soften RZ-SOF-M	One-Side WW RZ-OWF-M	Two-Side WW RZ-TWF-M

Notes

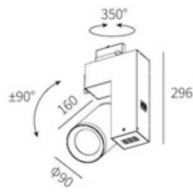
-

RZ30RCMT

Remote Controlled Adjustable Track Light With Motorized Led 30W 1800lm CRI90 50.000h IP20



30W



40W

More option surface mounted:



RZ40RCMT

Remote Controlled Recessed Adjustable Downlight With Motorized Led 40W 2400lm CRI90 50.000h IP20

Description

Housing: Cast aluminium, Adjustable, designed as heat sink, with connection cable. 0°-90° tilt, 350° rotation. Fixing ring: Matt White, Matt Black, Customized.

Mounting ring: Includes control gear with Led driver separate. 2 [4]-pole terminal block.

LED module: High-power LEDs on metal-core PCB. Collimating lens made of optical Polymethyl. Tender and soft light to perfectly present the object without black spot and dark area.

Dimming driver can be optionally sold separately: Dali, 0-10V, Triac, DMX, Wireless.

Accessories and options are sold separately.

Anti-glare cone with covered mounting detail: High quality optical diffuser reduces LED dazzle light. Optical cut-off 25°. Deep anti-glare design, protect the eye.



Technical data

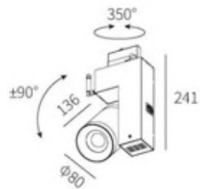

Light source	LED COB	
System Wattage	30W	40W
Luminous flux	1800lm	2400lm
Luminous efficiency	60lm/w or option	
Colour Temperature	2700K, 3000K, 4000K, 6000K	
Colour Rendering Index	CRI>90	
Colour Deviation	SDCM<3	
Beam Angle	10°, 15°, 24°, 36°, 60°	
Cut-Off Angle	-	
Rotation Angle	90° Tilt 350° Swivel	
Anti-glare Rating	UGR<21	
Service Lifetime	50.000 Hrs L80 B20 Ta25	
Ingress Protection	IP20	
Operation Voltage	220-240VAC, 50Hz	
Operation Temperature	-20°C ~ 45°C	
Frame	Aluminum	
Finishing	Matt White, Matt Black, Customized	
Motor Power	3-5W	
Control Distance	30m	
Control (option)	Remote Control or Tablet	
Lighting Control (option)	Dali, 0-10V, Triac, DMX, Wireless	

Accessories

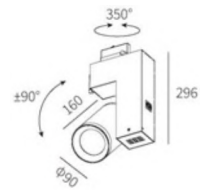
-

Notes

-



30W



40W



RZ30SCMT

Remote Controlled Surface Mounted Adjustable Downlight With Motorized Led 30W 1800lm CRI90 50.000h IP20

RZ40SCMT

Remote Controlled Surface Mounted Adjustable Downlight With Motorized Led 40W 2400lm CRI90 50.000h IP20

Description

Housing: Cast aluminium, Adjustable, designed as heat sink, with connection cable. 0°-90° tilt, 350° rotation. Fixing ring: Matt White, Matt Black, Customized.

Mounting ring: Includes control gear with Led driver separate. 2 [4]-pole terminal block.

LED module: High-power LEDs on metal-core PCB. Collimating lens made of optical Polymethyl. Tender and soft light to perfectly present the object without black spot and dark area.

Dimming driver can be optionally sold separately: Dali, 0-10V, Triac, DMX, Wireless.

Accessories and options are sold separately.

Anti-glare cone with covered mounting detail: High quality optical diffuser reduces LED dazzle light. Optical cut-off 25°. Deep anti-glare design, protect the eye.



Technical data

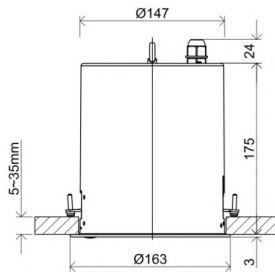
Light source	LED COB	
System Wattage	30W	40W
Luminous flux	1800lm	2400lm
Luminous efficiency	60lm/w or option	
Colour Temperature	2700K, 3000K, 4000K, 6000K	
Colour Rendering Index	CRI>90	
Colour Deviation	SDCM<3	
Beam Angle	10°, 15°, 24°, 36°, 60°	
Cut-Off Angle	-	
Rotation Angle	90° Tilt 350° Swivel	
Anti-glare Rating	UGR<21	
Service Lifetime	50.000 Hrs L80 B20 Ta25	
Ingress Protection	IP20	
Operation Voltage	220-240VAC, 50Hz	
Operation Temperature	-20°C ~ 45°C	
Frame	Aluminum	
Finishing	Matt White, Matt Black, Customized	
Motor Power	3-5W	
Control Distance	30m	
Control (option)	Remote Control or Tablet	
Lighting Control (option)	Dali, 0-10V, Triac, DMX, Wireless	

Accessories

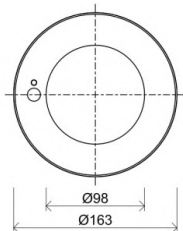
-

Notes

-



Cut-Out: D150mm



RZ15150CMD

Remote Controlled Recessed Adjustable Downlight With Motorized Led 15W 1125lm CRI90 50.000h IP20

RZ20150CMD

Remote Controlled Recessed Adjustable Downlight With Motorized Led 20W 1500lm CRI90 50.000h IP20

Description

Housing: Cast aluminium, Adjustable, designed as heat sink, with connection cable. 0°-35° tilt, 355° rotation. Fixing ring: Matt White, Matt Black, Customized.

Mounting ring: Expanding spring fixing for ceiling thicknesses of 5-35mm. Includes control gear with Led driver separate. 2-pole terminal block.

LED module: High-power LEDs on metal-core PCB. Collimating lens made of optical Polymethyl. Tender and soft light to perfectly present the object without black spot and dark area.

Dimming driver can be optionally sold separately: Dali, 0-10V, Triac, DMX, Wireless.

Anti-glare cone with covered mounting detail: High quality optical diffuser reduces LED dazzle light. Optical cut-off 25°. Deep anti-glare design, protect the eye.



Technical data

Light source	LED COB
System Wattage	15W 20W
Luminous flux	1125lm 1500lm
Luminous efficiency	80lm/w or option
Colour Temperature	2700K, 3000K, 4000K, 6000K, [2700~5000K]
Colour Rendering Index	CRI>90
Colour Deviation	SDCM<3
Beam Angle	5°, 8°, 10°, 15°, 24°
Cut-Off Angle	25°
Rotation Angle	35° Tilt 355° Swivel
Anti-glare Rating	UGR<19; [UGR<16]
Service Lifetime	50.000 Hrs L80 B20 Ta25
Ingress Protection	IP20
Operation Voltage	220-240VAC, 50Hz
Operation Temperature	-20°C ~ 45°C
Frame	Aluminum
Finishing	Matt White, Matt Black, Customized
Motor Power	3-5W
Control Distance	30m
Control	Remote Control or Tablet
Lighting Control (option)	Dali, 0-10V, Triac, DMX, Wireless

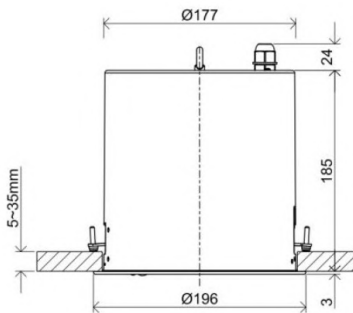

Accessories



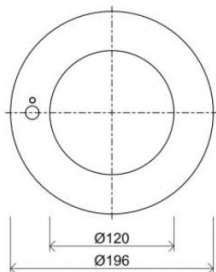
Honeycomb

Notes

-



Cut-Out: D180mm



RZ25180CMD

Remote Controlled Recessed Adjustable Downlight With Motorized Led 25W 2000lm CRI90 50.000h IP20

RZ30180CMD

Remote Controlled Recessed Adjustable Downlight With Motorized Led 30W 2400lm CRI90 50.000h IP20

Description

Housing: Cast aluminium, Adjustable, designed as heat sink, with connection cable. 0°-35° tilt, 355° rotation. Fixing ring: Matt White, Matt Black, Customized.

Mounting ring: Expanding spring fixing for ceiling thicknesses of 5-35mm. Includes control gear with Led driver separate. 2-pole terminal block.

LED module: High-power LEDs on metal-core PCB. Collimating lens made of optical Polymethyl. Tender and soft light to perfectly present the object without black spot and dark area.

Dimming driver can be optionally sold separately: Dali, 0-10V, Triac, DMX, Wireless.

Accessories and options are sold separately.

Anti-glare cone with covered mounting detail: High quality optical diffuser reduces LED dazzle light. Optical cut-off 25°. Deep anti-glare design, protect the eye.



Technical data

Light source	LED COB	
System Wattage	25W	30W
Luminous flux	2000lm	2400lm
Luminous efficiency	80lm/w or option	
Colour Temperature	2700K, 3000K, 4000K, 6000K, [2700~6000K]	
Colour Rendering Index	CRI>90	
Colour Deviation	SDCM<3	
Beam Angle	8°, 10°, 15°, 24°	
Cut-Off Angle	25°	
Rotation Angle	35° Tilt 355° Swivel	
Anti-glare Rating	UGR<19; [UGR<16]	
Service Lifetime	50.000 Hrs L80 B20 Ta25	
Ingress Protection	IP20	
Operation Voltage	220-240VAC, 50Hz	
Operation Temperature	-20°C ~ 45°C	
Frame	Aluminum	
Finishing	Matt White, Matt Black, Customized	
Motor Power	3-5W	
Control Distance	30m	
Control (option)	Remote Control or Tablet	
Lighting Control (option)	Dali, 0-10V, Triac, DMX, Wireless	

Accessories



Honeycomb

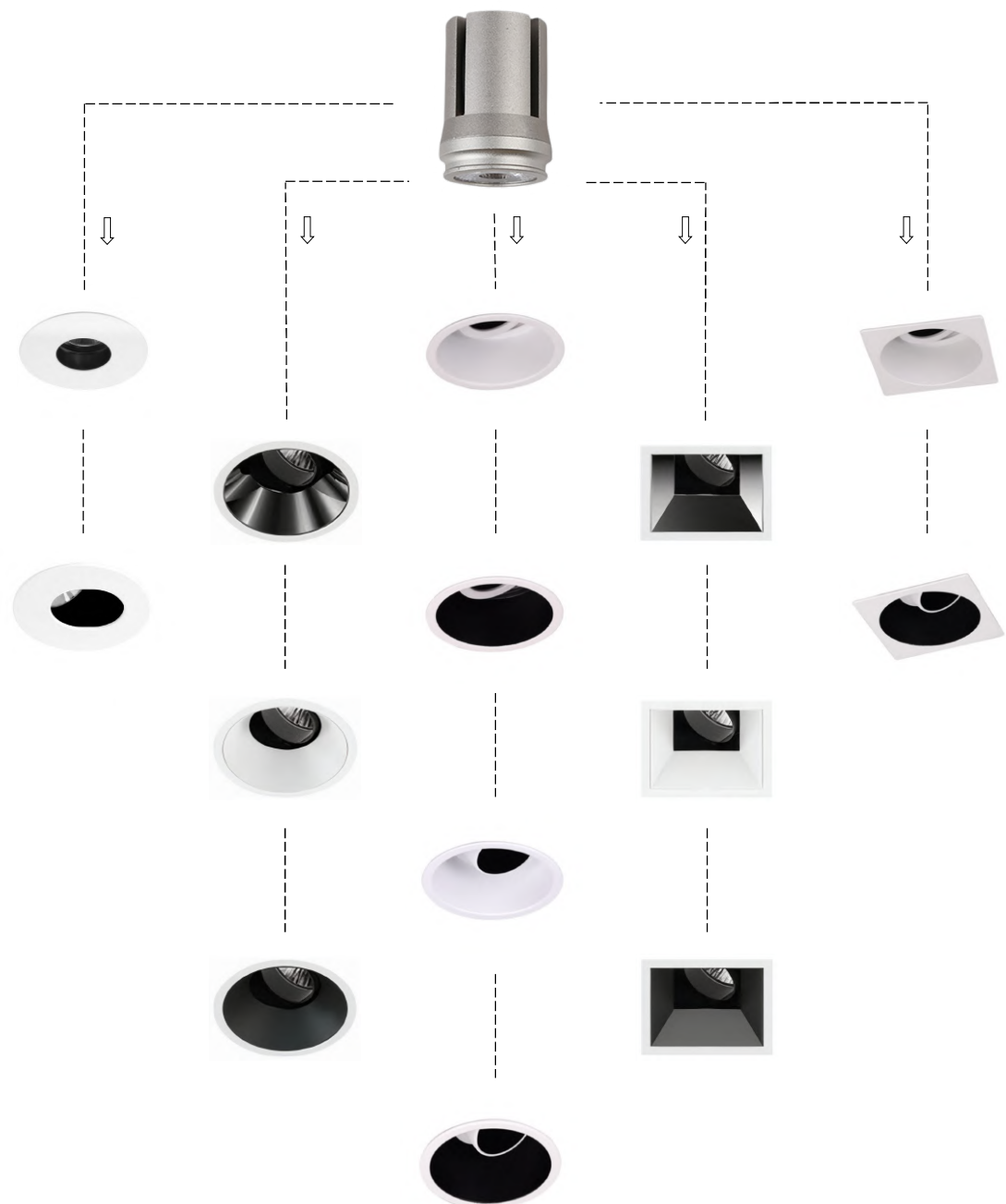
Notes

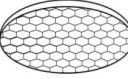


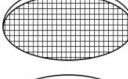

-


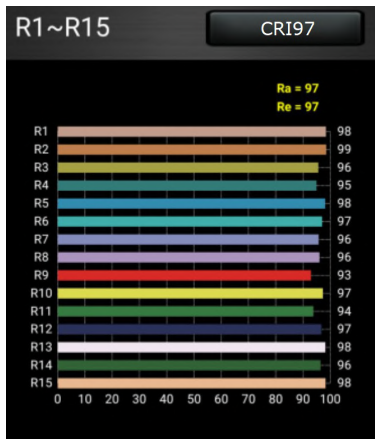


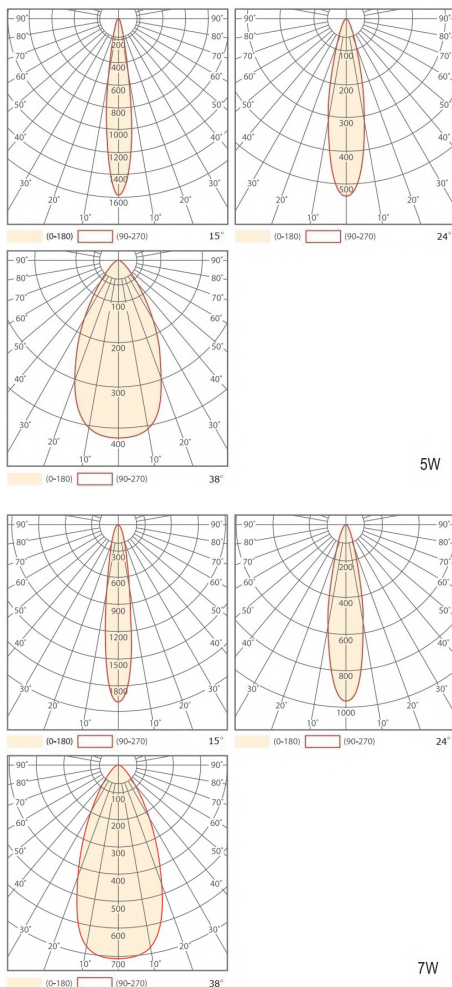
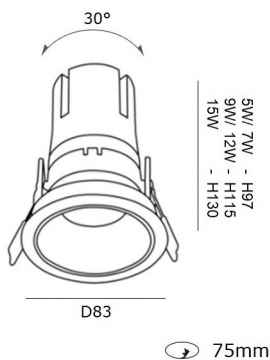
Fuego





-  Honeycomb
-  Color Filters
-  Spread Lens
-  Flood Lens
-  Frosted Lens





RZF01MR

Recessed Adjustable Downlight With Anti-Glare Reflector D83

RZ05MR

Led Module 5W 425lm CRI90 50.000h IP44

RZ07MR

Led Module 7W 595lm CRI90 50.000h IP44

RZ09MR

Led Module 9W 765lm CRI90 50.000h IP44

RZ12MR

Led Module 12W 1020lm CRI90 50.000h IP44

RZ15MR

Led Module 15W 1275lm CRI90 50.000h IP44

Description

Housing: Cast aluminium, Adjustable, designed as heat sink, with connection cable. 0°-30° tilt, 360° rotation. Fixing ring: Matt White, Matt Black, ...

Mounting ring: white. Expanding spring fixing for ceiling thicknesses of 5-25mm. Includes control gear with Led driver separate. 2-pole terminal block.

LED module: High-power LEDs on metal-core PCB. Collimating lens made of optical Polymethyl. Tender and soft light to perfectly present the object without black spot and dark area.

Dimming driver can be optionally sold separately: Dali, 0-10V, Triac, Wireless.

Anti-glare cone with covered mounting detail: Polymethyl, Chrome, Matt White, Matt Black, Customized. High quality optical diffuser reduce LED dazzle light. Optical cut-off 40°. Deep anti-glare design, protect the eye.



Technical data

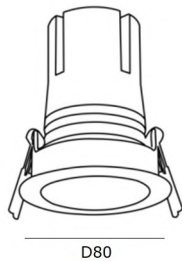

Light source	MODULE MR16 LED COB				
System Wattage	5W	7W	9W	12W	15W
Luminous flux	425lm	595lm	765lm	1020lm	1275lm
Luminous efficiency	85lm/w or option				
Colour Temperature	2700K, 3000K, 4000K, 6000K, [2700~6000K]				
Colour Rendering Index	CRI>90, [CRI97]				
Colour Deviation	SDCM<3				
Beam Angle	15°, 24°, 38°, [10°, 10°x60°, 30°x60°]				
Cut-Off Angle	40°				
Tilt Angle	30°				
Anti-glare Rating	UGR<16				
Service Lifetime	50.000 Hrs L70 B20 Ta25				
Ingress Protection	IP44				
Operation Voltage	220-240VAC, 50Hz				
Operation Temperature	-20°C ~ 45°C				
Frame	Aluminum				
Finishing	Matt White, Matt Black				
Lighting control (option)	Dali, 0-10V, Triac, Wireless, Tunable White				

Accessories

Honeycomb can be optionally sold separately

Notes

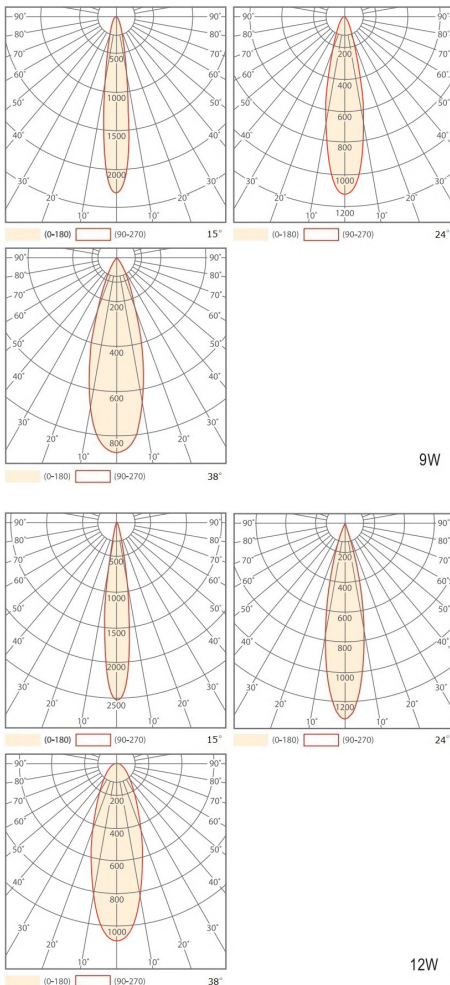
-



5W/ 7W - H80
9W/ 12W - H98
15W - H113

D80

72mm



RZF02MR

Recessed Fixed Downlight With Anti-Glare Reflector D80

RZ05MR

Led Module 5W 425lm CRI90 50.000h IP44

RZ07MR

Led Module 7W 595lm CRI90 50.000h IP44

RZ09MR

Led Module 9W 765lm CRI90 50.000h IP44

RZ12MR

Led Module 12W 1020lm CRI90 50.000h IP44

RZ15MR

Led Module 15W 1275lm CRI90 50.000h IP44

Description

Housing: Cast aluminium, Fixed, designed as heat sink, with connection cable. 360° rotation. Fixing ring: Matt White, Matt Black, ...

Mounting ring: white. Expanding spring fixing for ceiling thicknesses of 5-25mm. Includes control gear with Led driver separate. 2-pole terminal block.

LED module: High-power LEDs on metal-core PCB. Collimating lens made of optical Polymethyl. Tender and soft light to perfectly present the object without black spot and dark area.

Dimming driver can be optionally sold separately: Dali, 0-10V, Triac, Wireless.

Anti-glare cone with covered mounting detail: Polymethyl, Chrome, Matt White, Matt Black, Customized. High quality optical diffuser reduce LED dazzle light. Optical cut-off 40°. Deep anti-glare design, protect the eye.



Technical data


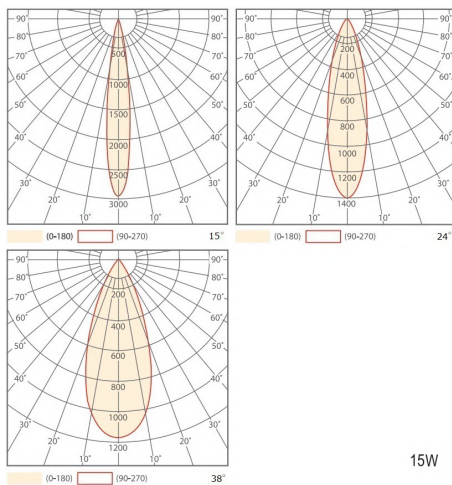
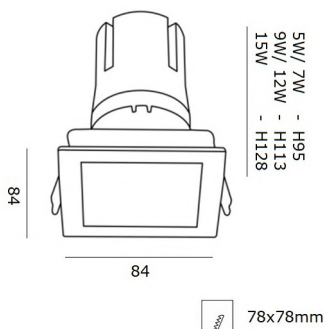


Light source	MODULE MR16 LED COB				
System Wattage	5W	7W	9W	12W	15W
Luminous flux	425lm	595lm	765lm	1020lm	1275lm
Luminous efficiency	85lm/w or option				
Colour Temperature	2700K, 3000K, 4000K, 6000K, [2700~6000K]				
Colour Rendering Index	CRI>90, [CRI97]				
Colour Deviation	SDCM<3				
Beam Angle	15°, 24°, 38°, [10°, 10°x60°, 30°x60°]				
Cut-Off Angle	40°				
Tilt Angle	-				
Anti-glare Rating	UGR<16				
Service Lifetime	50.000 Hrs L70 B20 Ta25				
Ingress Protection	IP44				
Operation Voltage	220-240VAC, 50Hz				
Operation Temperature	-20°C ~ 45°C				
Frame	Aluminum				
Finishing	Matt White, Matt Black				
Lighting control (option)	Dali, 0-10V, Triac, Wireless, Tunable White				

Accessories

Honeycomb can be optionally sold separately

Notes

-



RZF03MR

Square Recessed Fixed Downlight With Deep Reflector SQ84

RZ05MR

Led Module 5W 425lm CRI90 50.000h IP44

RZ07MR

Led Module 7W 595lm CRI90 50.000h IP44

RZ09MR

Led Module 9W 765lm CRI90 50.000h IP44

RZ12MR

Led Module 12W 1020lm CRI90 50.000h IP44

RZ15MR

Led Module 15W 1275lm CRI90 50.000h IP44

Description

Housing: Cast aluminium, Fixed, designed as heat sink, with connection cable. 360° rotation. Fixing ring: Matt White, Matt Black, ...

Mounting ring: white. Expanding spring fixing for ceiling thicknesses of 5-25mm. Includes control gear with Led driver separate. 2-pole terminal block.

LED module: High-power LEDs on metal-core PCB. Collimating lens made of optical Polymethyl. Tender and soft light to perfectly present the object without black spot and dark area.

Dimming driver can be optionally sold separately: Dali, 0-10V, Triac, Wireless.

Anti-glare cone with covered mounting detail: Polymethyl, Chrome, Matt White, Matt Black, Customized. High quality optical diffuser reduce LED dazzle light. Optical cut-off 40°. Deep anti-glare design, protect the eye.



Technical data

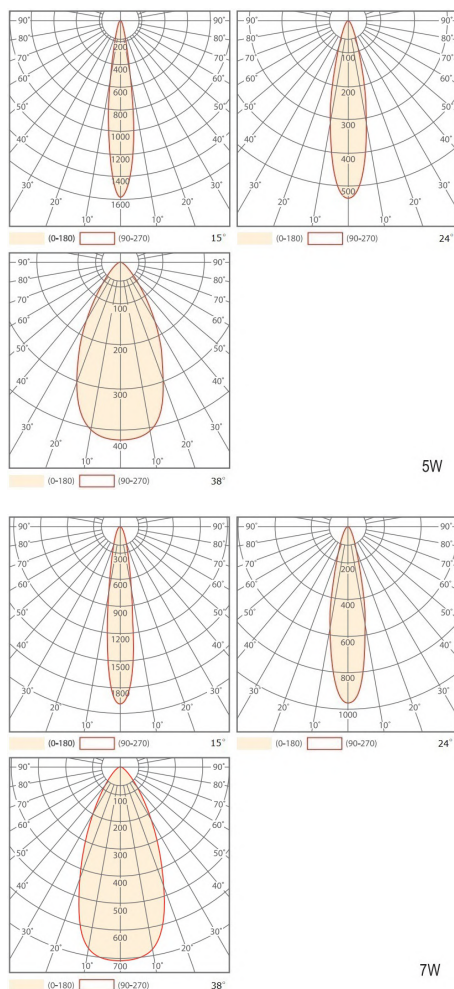
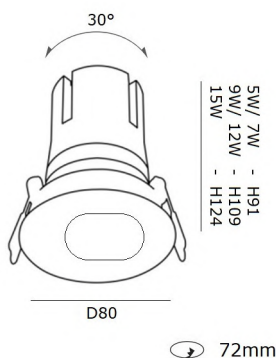
Light source	MODULE MR16 LED COB				
System Wattage	5W	7W	9W	12W	15W
Luminous flux	425lm	595lm	765lm	1020lm	1275lm
Luminous efficiency	85lm/w or option				
Colour Temperature	2700K, 3000K, 4000K, 6000K, [2700~6000K]				
Colour Rendering Index	CRI>90, [CRI97]				
Colour Deviation	SDCM<3				
Beam Angle	15°, 24°, 38°, [10°, 10°x60°, 30°x60°]				
Cut-Off Angle	40°				
Tilt Angle	-				
Anti-glare Rating	UGR<16				
Service Lifetime	50.000 Hrs L70 B20 Ta25				
Ingress Protection	IP44				
Operation Voltage	220-240VAC, 50Hz				
Operation Temperature	-20°C ~ 45°C				
Frame	Aluminum				
Finishing	Matt White, Matt Black				
Lighting control (option)	Dali, 0-10V, Triac, Wireless, Tunable White				

Accessories

Honeycomb can be optionally sold separately

Notes

-



RZF04MR

Keyhole Recessed Adjustable Downlight D80

RZ05MR

Led Module 5W 425lm CRI90 50.000h IP44

RZ07MR

Led Module 7W 595lm CRI90 50.000h IP44

RZ09MR

Led Module 9W 765lm CRI90 50.000h IP44

RZ12MR

Led Module 12W 1020lm CRI90 50.000h IP44

RZ15MR

Led Module 15W 1275lm CRI90 50.000h IP44

Description

Housing: Cast aluminium, Adjustable, designed as heat sink, with connection cable. 0°-30° tilt, 360° rotation. Fixing ring: Matt White, Matt Black, ...
Mounting ring: white. Expanding spring fixing for ceiling thicknesses of 5-25mm. Includes control gear with Led driver separate. 2-pole terminal block.
LED module: High-power LEDs on metal-core PCB. Collimating lens made of optical Polymethyl. Tender and soft light to perfectly present the object without black spot and dark area.
Dimming driver can be optionally sold separately: Dali, 0-10V, Triac, Wireless.
Darklight reflector: Matt White, Matt Black, Customized. High quality optical diffuser reduce LED dazzle light. Optical cut-off 40°. Deep anti-glare design, protect the eye.



Technical data

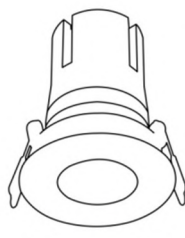

Light source	MODULE MR16 LED COB
System Wattage	5W 7W 9W 12W 15W
Luminous flux	425lm 595lm 765lm 1020lm 1275lm
Luminous efficiency	85lm/w or option
Colour Temperature	2700K, 3000K, 4000K, 6000K, [2700~6000K]
Colour Rendering Index	CRI>90, [CRI97]
Colour Deviation	SDCM<3
Beam Angle	15°, 24°, 38°, [10°, 10°x60°, 30°x60°]
Cut-Off Angle	40°
Tilt Angle	30°
Anti-glare Rating	UGR<16
Service Lifetime	50.000 Hrs L70 B20 Ta25
Ingress Protection	IP44
Operation Voltage	220-240VAC, 50Hz
Operation Temperature	-20°C ~ 45°C
Frame	Aluminum
Finishing	Matt White, Matt Black
Lighting control (option)	Dali, 0-10V, Triac, Wireless, Tunable White

Accessories

Honeycomb can be optionally sold separately

Notes

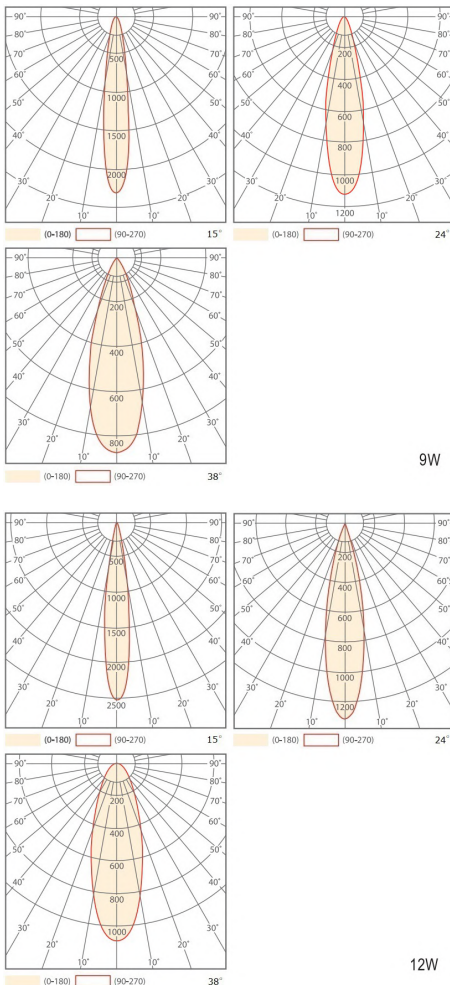
-



D80

72mm

5W / 7W - H80
9W / 12W - H98
15W - H113



RZF05MR

Pinhole Recessed Fixed Downlight D80

RZ05MR

Led Module 5W 425lm CRI90 50.000h IP44

RZ07MR

Led Module 7W 595lm CRI90 50.000h IP44

RZ09MR

Led Module 9W 765lm CRI90 50.000h IP44

RZ12MR

Led Module 12W 1020lm CRI90 50.000h IP44

RZ15MR

Led Module 15W 1275lm CRI90 50.000h IP44

Description

Housing: Cast aluminium, Fixed, designed as heat sink, with connection cable. 360° rotation. Fixing ring: Matt White, Matt Black, ...

Mounting ring: white. Expanding spring fixing for ceiling thicknesses of 5-25mm. Includes control gear with Led driver separate. 2-pole terminal block.

LED module: High-power LEDs on metal-core PCB. Collimating lens made of optical Polymethyl. Tender and soft light to perfectly present the object without black spot and dark area.

Dimming driver can be optionally sold separately: Dali, 0-10V, Triac, Wireless.

Darklight reflector: Matt White, Matt Black, Customized. High quality optical diffuser reduce LED dazzle light. Optical cut-off 40°. Deep anti-glare design, protect the eye.



Technical data

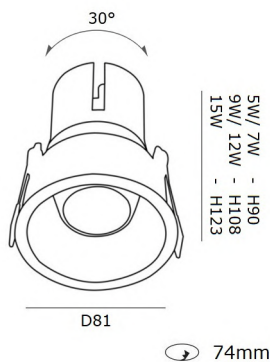
Light source	MODULE MR16 LED COB
System Wattage	5W 7W 9W 12W 15W
Luminous flux	425lm 595lm 765lm 1020lm 1275lm
Luminous efficiency	85lm/w or option
Colour Temperature	2700K, 3000K, 4000K, 6000K, [2700~6000K]
Colour Rendering Index	CRI>90, [CRI97]
Colour Deviation	SDCM<3
Beam Angle	15°, 24°, 38°, [10°, 10°x60°, 30°x60°]
Cut-Off Angle	40°
Tilt Angle	-
Anti-glare Rating	UGR<16
Service Lifetime	50.000 Hrs L70 B20 Ta25
Ingress Protection	IP44
Operation Voltage	220-240VAC, 50Hz
Operation Temperature	-20°C ~ 45°C
Frame	Aluminum
Finishing	Matt White, Matt Black
Lighting control (option)	Dali, 0-10V, Triac, Wireless, Tunable White

Accessories

Honeycomb can be optionally sold separately

Notes

-



RZF06MR

Recessed Adjustable Downlight With Nozzle Reflector D81

RZ05MR

Led Module 5W 425lm CRI90 50.000h IP44

RZ07MR

Led Module 7W 595lm CRI90 50.000h IP44

RZ09MR

Led Module 9W 765lm CRI90 50.000h IP44

RZ12MR

Led Module 12W 1020lm CRI90 50.000h IP44

RZ15MR

Led Module 15W 1275lm CRI90 50.000h IP44

Description

Housing: Cast aluminium, Adjustable, designed as heat sink, with connection cable. 0°-30° tilt, 360° rotation. Fixing ring: Matt White, Matt Black, ...
 Mounting ring: white. Expanding spring fixing for ceiling thicknesses of 5-25mm. Includes control gear with Led driver separate. 2-pole terminal block.
 LED module: High-power LEDs on metal-core PCB. Collimating lens made of optical Polymethyl. Tender and soft light to perfectly present the object without black spot and dark area.
 Dimming driver can be optionally sold separately: Dali, 0-10V, Triac, Wireless.
 Darklight reflector: Matt White, Matt Black, Customized. High quality optical diffuser reduce LED dazzle light. Optical cut-off 40°. Deep anti-glare design, protect the eye.



Technical data

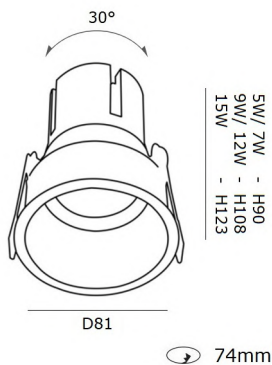

Light source	MODULE MR16 LED COB
System Wattage	5W 7W 9W 12W 15W
Luminous flux	425lm 595lm 765lm 1020lm 1275lm
Luminous efficiency	85lm/w or option
Colour Temperature	2700K, 3000K, 4000K, 6000K, [2700~6000K]
Colour Rendering Index	CRI>90, [CRI97]
Colour Deviation	SDCM<3
Beam Angle	15°, 24°, 38°, [10°, 10°x60°, 30°x60°]
Cut-Off Angle	40°
Tilt Angle	30°
Anti-glare Rating	UGR<16
Service Lifetime	50.000 Hrs L70 B20 Ta25
Ingress Protection	IP44
Operation Voltage	220-240VAC, 50Hz
Operation Temperature	-20°C ~ 45°C
Frame	Aluminum
Finishing	Matt White, Matt Black
Lighting control (option)	Dali, 0-10V, Triac, Wireless, Tunable White

Accessories

Honeycomb can be optionally sold separately

Notes

-



RZF07MR

Recessed Adjustable Downlight With Deep Reflector D81

RZ05MR

Led Module 5W 425lm CRI90 50.000h IP44

RZ07MR

Led Module 7W 595lm CRI90 50.000h IP44

RZ09MR

Led Module 9W 765lm CRI90 50.000h IP44

RZ12MR

Led Module 12W 1020lm CRI90 50.000h IP44

RZ15MR

Led Module 15W 1275lm CRI90 50.000h IP44

Description


Housing: Cast aluminium, Adjustable, designed as heat sink, with connection cable. 0°-30° tilt, 360° rotation. Fixing ring: Matt White, Matt Black, ...

Mounting ring: white. Expanding spring fixing for ceiling thicknesses of 5-25mm. Includes control gear with Led driver separate. 2-pole terminal block.

LED module: High-power LEDs on metal-core PCB. Collimating lens made of optical Polymethyl. Tender and soft light to perfectly present the object without black spot and dark area.

Dimming driver can be optionally sold separately: Dali, 0-10V, Triac, Wireless.

Darklight reflector: Matt White, Matt Black, Customized. High quality optical diffuser reduce LED dazzle light. Optical cut-off 40°. Deep anti-glare design, protect the eye.



Technical data


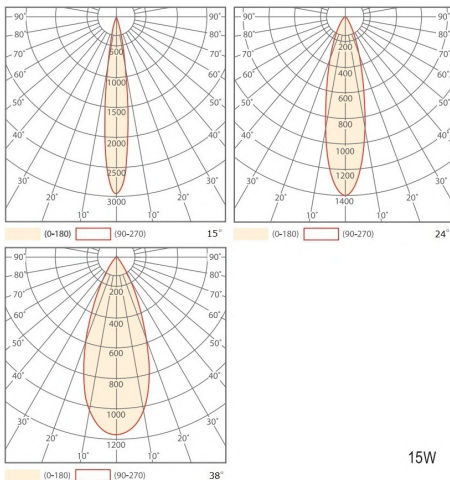
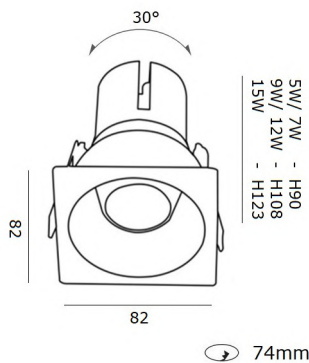
Light source	MODULE MR16 LED COB				
System Wattage	5W	7W	9W	12W	15W
Luminous flux	425lm	595lm	765lm	1020lm	1275lm
Luminous efficiency	85lm/w or option				
Colour Temperature	2700K, 3000K, 4000K, 6000K, [2700~6000K]				
Colour Rendering Index	CRI>90, [CRI97]				
Colour Deviation	SDCM<3				
Beam Angle	15°, 24°, 38°, [10°, 10°x60°, 30°x60°]				
Cut-Off Angle	40°				
Tilt Angle	30°				
Anti-glare Rating	UGR<16				
Service Lifetime	50.000 Hrs L70 B20 Ta25				
Ingress Protection	IP44				
Operation Voltage	220-240VAC, 50Hz				
Operation Temperature	-20°C ~ 45°C				
Frame	Aluminum				
Finishing	Matt White, Matt Black				
Lighting control (option)	Dali, 0-10V, Triac, Wireless, Tunable White				

Accessories

Honeycomb can be optionally sold separately

Notes

-



RZF08MR

Square Recessed Adjustable Downlight With Nozzle Reflector SQ82

RZ05MR

Led Module 5W 425lm CRI90 50.000h IP44

RZ07MR

Led Module 7W 595lm CRI90 50.000h IP44

RZ09MR

Led Module 9W 765lm CRI90 50.000h IP44

RZ12MR


Led Module 12W 1020lm CRI90 50.000h IP44

RZ15MR

Led Module 15W 1275lm CRI90 50.000h IP44

Description

Housing: Cast aluminium, Adjustable, designed as heat sink, with connection cable. 0°-30° tilt, 360° rotation. Fixing ring: Matt White, Matt Black, ...
Mounting ring: white. Expanding spring fixing for ceiling thicknesses of 5-25mm. Includes control gear with Led driver separate. 2-pole terminal block.
LED module: High-power LEDs on metal-core PCB. Collimating lens made of optical Polymethyl. Tender and soft light to perfectly present the object without black spot and dark area.
Dimming driver can be optionally sold separately: Dali, 0-10V, Triac, Wireless.
Darklight reflector: Matt White, Matt Black, Customized. High quality optical diffuser reduce LED dazzle light. Optical cut-off 40°. Deep anti-glare design, protect the eye.



Technical data

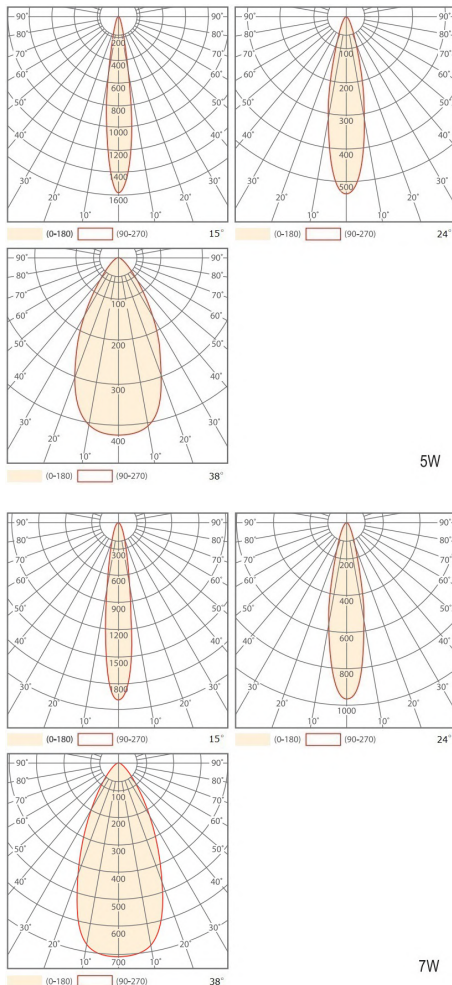
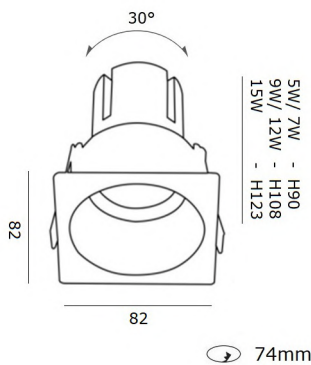

Light source	MODULE MR16 LED COB				
System Wattage	5W	7W	9W	12W	15W
Luminous flux	425lm	595lm	765lm	1020lm	1275lm
Luminous efficiency	85lm/w or option				
Colour Temperature	2700K, 3000K, 4000K, 6000K, [2700~6000K]				
Colour Rendering Index	CRI>90, [CRI97]				
Colour Deviation	SDCM<3				
Beam Angle	15°, 24°, 38°, [10°, 10°x60°, 30°x60°]				
Cut-Off Angle	40°				
Tilt Angle	30°				
Anti-glare Rating	UGR<16				
Service Lifetime	50.000 Hrs L70 B20 Ta25				
Ingress Protection	IP44				
Operation Voltage	220-240VAC, 50Hz				
Operation Temperature	-20°C ~ 45°C				
Frame	Aluminum				
Finishing	Matt White, Matt Black				
Lighting control (option)	Dali, 0-10V, Triac, Wireless, Tunable White				

Accessories

Honeycomb can be optionally sold separately

Notes

-



RZF09MR

Square Recessed Adjustable Downlight With Deep Reflector SQ82

RZ05MR

Led Module 5W 425lm CRI90 50.000h IP44

RZ07MR

Led Module 7W 595lm CRI90 50.000h IP44

RZ09MR

Led Module 9W 765lm CRI90 50.000h IP44

RZ12MR


Led Module 12W 1020lm CRI90 50.000h IP44

RZ15MR

Led Module 15W 1275lm CRI90 50.000h IP44

Description

Housing: Cast aluminium, Adjustable, designed as heat sink, with connection cable. 0°-30° tilt, 360° rotation. Fixing ring: Matt White, Matt Black, ...
Mounting ring: white. Expanding spring fixing for ceiling thicknesses of 5-25mm. Includes control gear with Led driver separate. 2-pole terminal block.
LED module: High-power LEDs on metal-core PCB. Collimating lens made of optical Polymethyl. Tender and soft light to perfectly present the object without black spot and dark area.
Dimming driver can be optionally sold separately: Dali, 0-10V, Triac, Wireless.
Darklight reflector: Matt White, Matt Black, Customized. High quality optical diffuser reduce LED dazzle light. Optical cut-off 40°. Deep anti-glare design, protect the eye.



Technical data

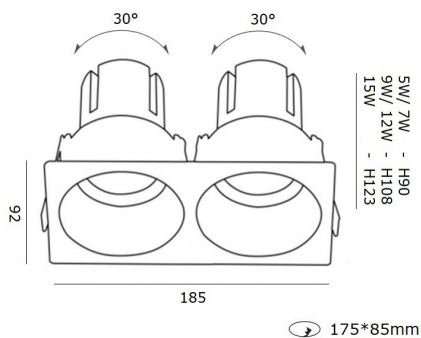
Light source	MODULE MR16 LED COB
System Wattage	5W 7W 9W 12W 15W
Luminous flux	425lm 595lm 765lm 1020lm 1275lm
Luminous efficiency	85lm/w or option
Colour Temperature	2700K, 3000K, 4000K, 6000K, [2700~6000K]
Colour Rendering Index	CRI>90, [CRI97]
Colour Deviation	SDCM<3
Beam Angle	15°, 24°, 38°, [10°, 10°x60°, 30°x60°]
Cut-Off Angle	40°
Tilt Angle	30°
Anti-glare Rating	UGR<16
Service Lifetime	50.000 Hrs L70 B20 Ta25
Ingress Protection	IP44
Operation Voltage	220-240VAC, 50Hz
Operation Temperature	-20°C ~ 45°C
Frame	Aluminum
Finishing	Matt White, Matt Black
Lighting control (option)	Dali, 0-10V, Triac, Wireless, Tunable White

Accessories

Honeycomb can be optionally sold separately

Notes

-



RZDF07MR

Square Recessed Adjustable Downlight With Deep Reflector 185*92mm

RZ05MR

Led Module 5W 425lm CRI90 50.000h IP44

RZ07MR

Led Module 7W 595lm CRI90 50.000h IP44

RZ09MR

Led Module 9W 765lm CRI90 50.000h IP44

RZ12MR


Led Module 12W 1020lm CRI90 50.000h IP44

RZ15MR

Led Module 15W 1275lm CRI90 50.000h IP44

Description

Housing: Cast aluminium, Adjustable, designed as heat sink, with connection cable. 0°-30° tilt, 360° rotation. Fixing ring: Matt White, Matt Black, ...
Mounting ring: white. Expanding spring fixing for ceiling thicknesses of 5-25mm. Includes control gear with Led driver separate. 2-pole terminal block.
LED module: High-power LEDs on metal-core PCB. Collimating lens made of optical Polymethyl. Tender and soft light to perfectly present the object without black spot and dark area.
Dimming driver can be optionally sold separately: Dali, 0-10V, Triac, Wireless.
Darklight reflector: Matt White, Matt Black, Customized. High quality optical diffuser reduce LED dazzle light. Optical cut-off 40°. Deep anti-glare design, protect the eye.



Technical data

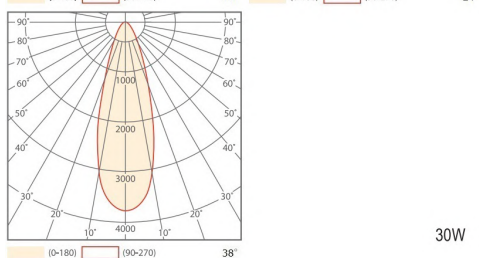
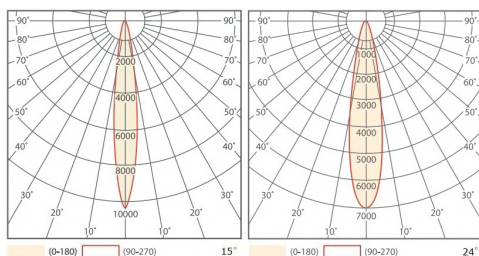
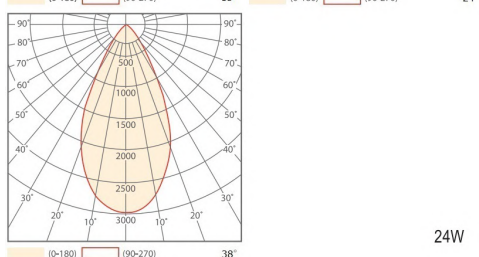
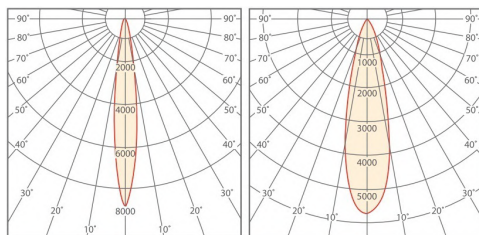
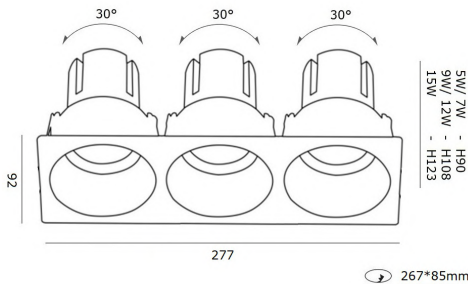
Light source	MODULE MR16 LED COB
System Wattage	2*5W 2*7W 2*9W 2*12W 2*15W
Luminous flux	2*425lm 2*595lm 2*765lm 2*1020lm 2*1275lm
Luminous efficiency	85lm/w or option
Colour Temperature	2700K, 3000K, 4000K, 6000K, [2700~6000K]
Colour Rendering Index	CRI>90, [CRI97]
Colour Deviation	SDCM<3
Beam Angle	15°, 24°, 38°, [10°, 10°x60°, 30°x60°]
Cut-Off Angle	40°
Tilt Angle	30°
Anti-glare Rating	UGR<16
Service Lifetime	50.000 Hrs L70 B20 Ta25
Ingress Protection	IP44
Operation Voltage	220-240VAC, 50Hz
Operation Temperature	-20°C ~ 45°C
Frame	Aluminum
Finishing	Matt White, Matt Black
Lighting control (option)	Dali, 0-10V, Triac, Wireless, Tunable White

Accessories

Honeycomb can be optionally sold separately

Notes

-



RZTF09MR

Three Square Recessed Adjustable Downlight With Deep Reflector

RZ05MR

Led Module 5W 425lm CRI90 50.000h IP44

RZ07MR

Led Module 7W 595lm CRI90 50.000h IP44

RZ09MR

Led Module 9W 765lm CRI90 50.000h IP44

RZ12MR

Led Module 12W 1020lm CRI90 50.000h IP44

RZ15MR

Led Module 15W 1275lm CRI90 50.000h IP44

Description


Housing: Cast aluminium, Adjustable, designed as heat sink, with connection cable. 0°-30° tilt, 360° rotation. Fixing ring: Matt White, Matt Black, ...

Mounting ring: white. Expanding spring fixing for ceiling thicknesses of 5-25mm. Includes control gear with Led driver separate. 2-pole terminal block.

LED module: High-power LEDs on metal-core PCB. Collimating lens made of optical Polymethyl. Tender and soft light to perfectly present the object without black spot and dark area.

Dimming driver can be optionally sold separately: Dali, 0-10V, Triac, Wireless.

Darklight reflector: Matt White, Matt Black, Customized. High quality optical diffuser reduce LED dazzle light. Optical cut-off 40°. Deep anti-glare design, protect the eye.



Technical data

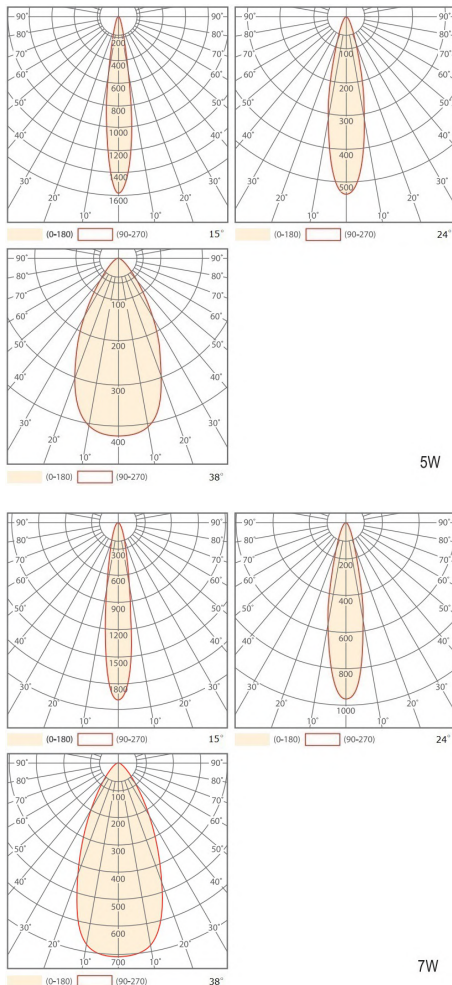
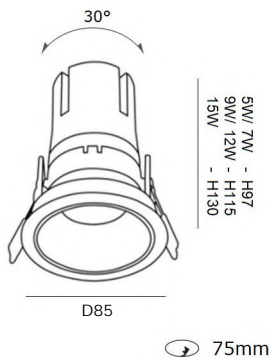
Light source	MODULE MR16 LED COB
System Wattage	3*5W 3*7W 3*9W 3*12W 3*15W
Luminous flux	1275lm 1785lm 2295lm 3060lm 3825lm
Luminous efficiency	85lm/w or option
Colour Temperature	2700K, 3000K, 4000K, 6000K, [2700~6000K]
Colour Rendering Index	CRI>90, [CRI97]
Colour Deviation	SDCM<3
Beam Angle	15°, 24°, 38°, [10°, 10°x60°, 30°x60°]
Cut-Off Angle	40°
Tilt Angle	30°
Anti-glare Rating	UGR<16
Service Lifetime	50.000 Hrs L70 B20 Ta25
Ingress Protection	IP44
Operation Voltage	220-240VAC, 50Hz
Operation Temperature	-20°C ~ 45°C
Frame	Aluminum
Finishing	Matt White, Matt Black
Lighting control (option)	Dali, 0-10V, Triac, Wireless, Tunable White

Accessories

Honeycomb can be optionally sold separately

Notes

-



RZF11MR

Recessed Adjustable Downlight With Anti-Glare Reflector D85

RZ05MR

Led Module 5W 425lm CRI90 50.000h IP44

RZ07MR

Led Module 7W 595lm CRI90 50.000h IP44

RZ09MR

Led Module 9W 765lm CRI90 50.000h IP44

RZ12MR

Led Module 12W 1020lm CRI90 50.000h IP44

RZ15MR

Led Module 15W 1275lm CRI90 50.000h IP44

Description

Housing: Cast aluminium, Adjustable, designed as heat sink, with connection cable. 0°-30° tilt, 360° rotation. Fixing ring: Matt White, Matt Black, ...

Mounting ring: white. Expanding spring fixing for ceiling thicknesses of 5-25mm. Includes control gear with Led driver separate. 2-pole terminal block.

LED module: High-power LEDs on metal-core PCB. Collimating lens made of optical Polymethyl. Tender and soft light to perfectly present the object without black spot and dark area.

Dimming driver can be optionally sold separately: Dali, 0-10V, Triac, Wireless.

Anti-glare cone with covered mounting detail: Polymethyl, Chrome, Matt White, Matt Black, Customized. High quality optical diffuser reduce LED dazzle light. Optical cut-off 40°. Deep anti-glare design, protect the eye.



Technical data

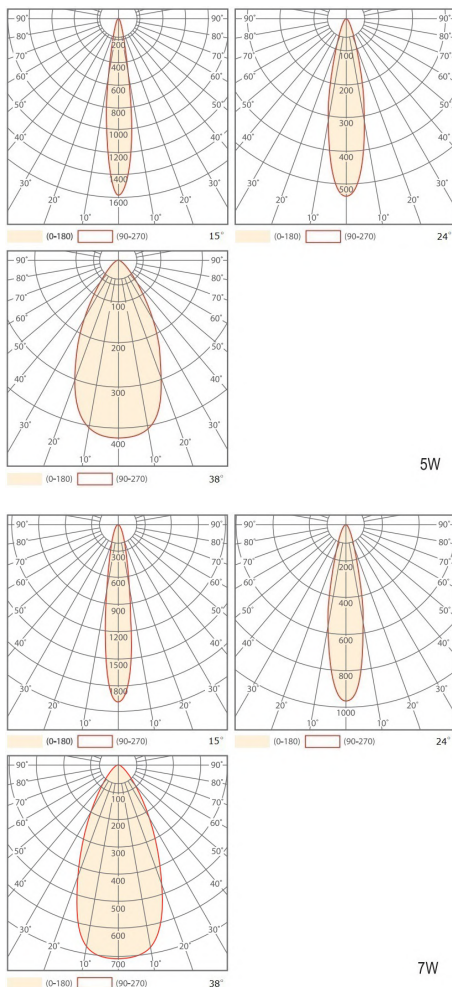
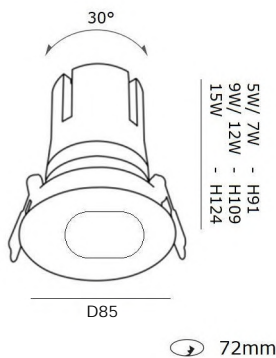
Light source	MODULE MR16 LED COB				
System Wattage	5W	7W	9W	12W	15W
Luminous flux	425lm	595lm	765lm	1020lm	1275lm
Luminous efficiency	85lm/w or option				
Colour Temperature	2700K, 3000K, 4000K, 6000K, [2700~6000K]				
Colour Rendering Index	CRI>90, [CRI97]				
Colour Deviation	SDCM<3				
Beam Angle	15°, 24°, 38°, [10°, 10°x60°, 30°x60°]				
Cut-Off Angle	40°				
Tilt Angle	30°				
Anti-glare Rating	UGR<16				
Service Lifetime	50.000 Hrs L70 B20 Ta25				
Ingress Protection	IP44				
Operation Voltage	220-240VAC, 50Hz				
Operation Temperature	-20°C ~ 45°C				
Frame	Aluminum				
Finishing	Matt White, Matt Black				
Lighting control (option)	Dali, 0-10V, Triac, Wireless, Tunable White				

Accessories

Honeycomb can be optionally sold separately

Notes

-



RZF14MR

Keyhole Recessed Adjustable Downlight D80

RZ05MR

Led Module 5W 425lm CRI90 50.000h IP44

RZ07MR

Led Module 7W 595lm CRI90 50.000h IP44

RZ09MR

Led Module 9W 765lm CRI90 50.000h IP44

RZ12MR

Led Module 12W 1020lm CRI90 50.000h IP44

RZ15MR

Led Module 15W 1275lm CRI90 50.000h IP44

Description

Housing: Cast aluminium, Adjustable, designed as heat sink, with connection cable. 0°-30° tilt, 360° rotation. Fixing ring: Matt White, Matt Black, ...
Mounting ring: white. Expanding spring fixing for ceiling thicknesses of 5-25mm. Includes control gear with Led driver separate. 2-pole terminal block.
LED module: High-power LEDs on metal-core PCB. Collimating lens made of optical Polymethyl. Tender and soft light to perfectly present the object without black spot and dark area.
Dimming driver can be optionally sold separately: Dali, 0-10V, Triac, Wireless.
Darklight reflector: Matt White, Matt Black, Customized. High quality optical diffuser reduce LED dazzle light. Optical cut-off 40°. Deep anti-glare design, protect the eye.



Technical data

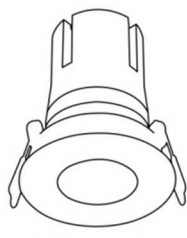

Light source	MODULE MR16 LED COB
System Wattage	5W 7W 9W 12W 15W
Luminous flux	425lm 595lm 765lm 1020lm 1275lm
Luminous efficiency	85lm/w or option
Colour Temperature	2700K, 3000K, 4000K, 6000K, [2700~6000K]
Colour Rendering Index	CRI>90, [CRI97]
Colour Deviation	SDCM<3
Beam Angle	15°, 24°, 38°, [10°, 10°x60°, 30°x60°]
Cut-Off Angle	40°
Tilt Angle	30°
Anti-glare Rating	UGR<16
Service Lifetime	50.000 Hrs L70 B20 Ta25
Ingress Protection	IP44
Operation Voltage	220-240VAC, 50Hz
Operation Temperature	-20°C ~ 45°C
Frame	Aluminum
Finishing	Matt White, Matt Black
Lighting control (option)	Dali, 0-10V, Triac, Wireless, Tunable White

Accessories

Honeycomb can be optionally sold separately

Notes

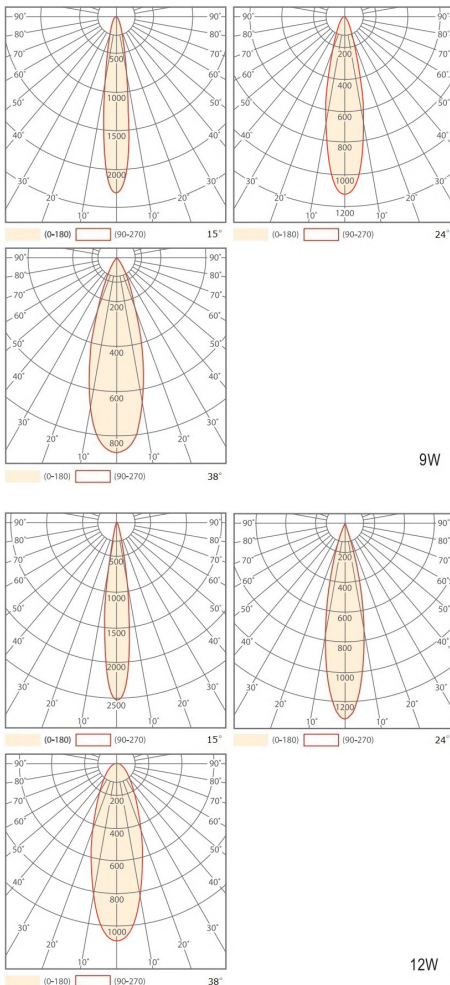
-



D85

72mm

5W / 7W - H80
9W / 12W - H98
15W - H113



RZF15MR

Pinhole Recessed Fixed Downlight D85

RZ05MR

Led Module 5W 425lm CRI90 50.000h IP44

RZ07MR

Led Module 7W 595lm CRI90 50.000h IP44

RZ09MR

Led Module 9W 765lm CRI90 50.000h IP44

RZ12MR

Led Module 12W 1020lm CRI90 50.000h IP44

RZ15MR

Led Module 15W 1275lm CRI90 50.000h IP44

Description

Housing: Cast aluminium, Fixed, designed as heat sink, with connection cable. 360° rotation. Fixing ring: Matt White, Matt Black, ...

Mounting ring: white. Expanding spring fixing for ceiling thicknesses of 5-25mm. Includes control gear with Led driver separate. 2-pole terminal block.

LED module: High-power LEDs on metal-core PCB. Collimating lens made of optical Polymethyl. Tender and soft light to perfectly present the object without black spot and dark area.

Dimming driver can be optionally sold separately: Dali, 0-10V, Triac, Wireless.

Darklight reflector: Matt White, Matt Black, Customized. High quality optical diffuser reduce LED dazzle light. Optical cut-off 40°. Deep anti-glare design, protect the eye.



Technical data

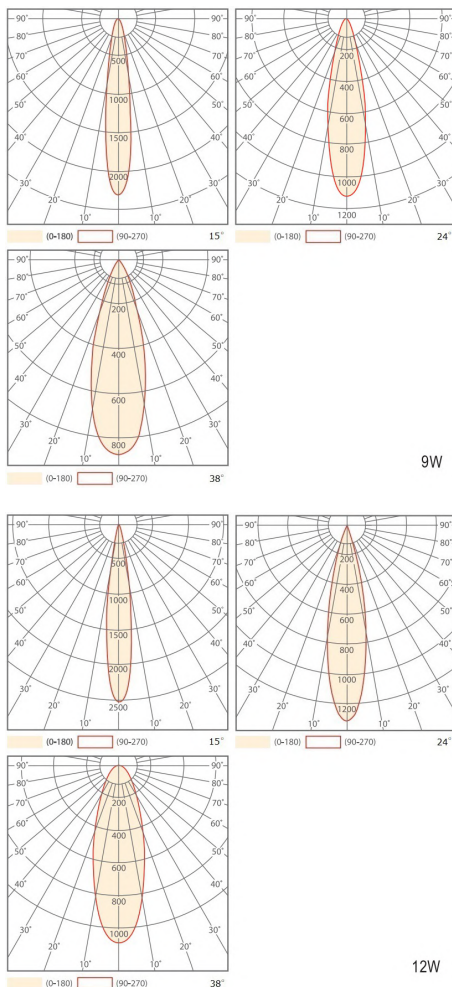
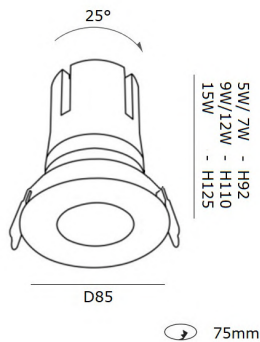
Light source	MODULE MR16 LED COB
System Wattage	5W 7W 9W 12W 15W
Luminous flux	425lm 595lm 765lm 1020lm 1275lm
Luminous efficiency	85lm/w or option
Colour Temperature	2700K, 3000K, 4000K, 6000K, [2700~6000K]
Colour Rendering Index	CRI>90, [CRI97]
Colour Deviation	SDCM<3
Beam Angle	15°, 24°, 38°, [10°, 10°x60°, 30°x60°]
Cut-Off Angle	40°
Tilt Angle	-
Anti-glare Rating	UGR<16
Service Lifetime	50.000 Hrs L70 B20 Ta25
Ingress Protection	IP44
Operation Voltage	220-240VAC, 50Hz
Operation Temperature	-20°C ~ 45°C
Frame	Aluminum
Finishing	Matt White, Matt Black
Lighting control (option)	Dali, 0-10V, Triac, Wireless, Tunable White

Accessories

Honeycomb can be optionally sold separately

Notes

-



RZF25MR

Middle Hole Recessed Adjustable Downlight

RZ05MR

Led Module 5W 425lm CRI90 50.000h IP44

RZ07MR

Led Module 7W 595lm CRI90 50.000h IP44

RZ09MR

Led Module 9W 765lm CRI90 50.000h IP44

RZ12MR


Led Module 12W 1020lm CRI90 50.000h IP44

RZ15MR

Led Module 15W 1275lm CRI90 50.000h IP44

Description


Housing: Cast aluminium, Fixed, designed as heat sink, with connection cable. 360° rotation. Fixing ring: Matt White, Matt Black, ...
Mounting ring: white. Expanding spring fixing for ceiling thicknesses of 5-25mm. Includes control gear with Led driver separate. 2-pole terminal block.
LED module: High-power LEDs on metal-core PCB. Collimating lens made of optical Polymethyl. Tender and soft light to perfectly present the object without black spot and dark area.
Dimming driver can be optionally sold separately: Dali, 0-10V, Triac, Wireless.
Darklight reflector: Matt White, Matt Black, Customized. High quality optical diffuser reduce LED dazzle light. Optical cut-off 40°. Deep anti-glare design, protect the eye.



Technical data

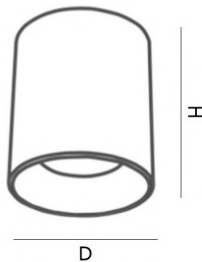

Light source	MODULE MR16 LED COB
System Wattage	5W 7W 9W 12W 15W
Luminous flux	425lm 595lm 765lm 1020lm 1275lm
Luminous efficiency	85lm/w or option
Colour Temperature	2700K, 3000K, 4000K, 6000K, [2700~6000K]
Colour Rendering Index	CRI>90, [CRI97]
Colour Deviation	SDCM<3
Beam Angle	15°, 24°, 38°, 60°, [10°, 10°x60°, 30°x60°]
Cut-Off Angle	40°
Tilt Angle	-
Anti-glare Rating	UGR<16
Service Lifetime	50.000 Hrs L70 B20 Ta25
Ingress Protection	IP44
Operation Voltage	220-240VAC, 50Hz
Operation Temperature	-20°C ~ 45°C
Frame	Aluminum
Finishing	Matt White, Matt Black
Lighting control (option)	Dali, 0-10V, Triac, Wireless, Tunable White

Accessories

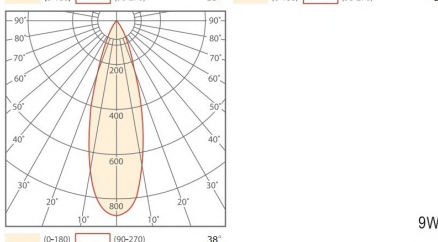
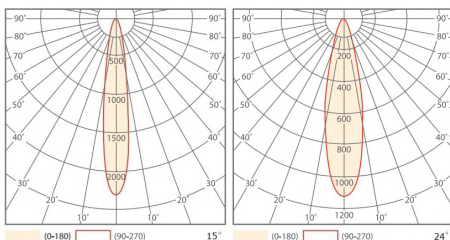
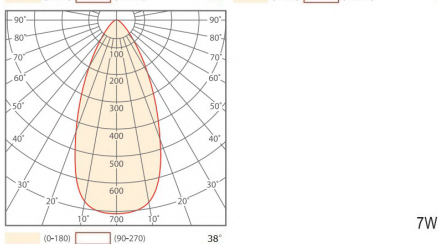
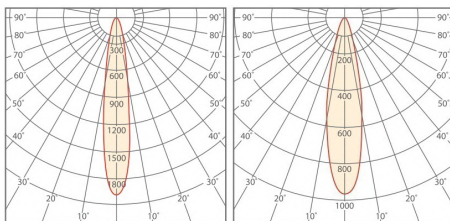


Notes

-



Model	Dimension	Model	Dimension
RZ05RSM	D55*H100	RZ12RSM	D95*H140
RZ07RSM	D75*H130	RZ15RSM	D95*H140
RZ09RSM	D75*H130	RZ20RSM	D115*H160



Indoor | Surface Mounted

RZ05RSM

Round Surface Mounted Fixed Downlight With Anti-Glare Reflector Led 5W 425lm CRI90 D55*H100 50.000h White IP44

RZ07RSM

Round Surface Mounted Fixed Downlight With Anti-Glare Reflector Led 7W 595lm CRI90 D75*H130 50.000h White IP44

RZ09RSM

Round Surface Mounted Fixed Downlight With Anti-Glare Reflector Led 9W 765lm CRI90 D75*H130 50.000h White IP44

RZ12RSM

Round Surface Mounted Fixed Downlight With Anti-Glare Reflector Led 12W 1020lm CRI90 D95*H140 50.000h White IP44

RZ15RSM

Round Surface Mounted Fixed Downlight With Anti-Glare Reflector Led 15W 1275lm CRI90 D95*H140 50.000h White IP44

RZ20RSM

Round Surface Mounted Fixed Downlight With Anti-Glare Reflector Led 20W 1700lm CRI90 D115*H160 50.000h White IP44

Description

Designed for shallow ceiling void. With the modularized system, it's easy to use and easy to maintain.

Housing: cast aluminium, powder-coated, connection cable. Ceiling fixture: metal. Includes control gear with Led driver. 2-pole terminal block.

LED module: High-power LEDs on metal-core PCB. Collimating lens made of optical Polymethyl. Tender and soft light to perfectly present the object without black spot and dark area.

Dimming driver can be optionally sold separately: Dali, 0-10V, Triac, Wireless.

Anti-glare cone with covered mounting detail: Polymethyl, Chrome, Matt White, Matt Black, Customized. High quality optical diffuser reduce LED dazzle light. Cut-off angle 38° with Anti-glare Rating UGR<16.



Technical data

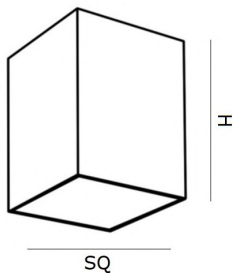

Light source	LED COB
System Wattage	5W 7W 9W 12W 15W 20W
Luminous flux	425lm 595lm 765lm 1020lm 1275lm 1700lm
Luminous efficiency	85lm/w or option
Colour Temperature	2700K, 3000K, 4000K, 6000K
Colour Rendering Index	CRI>90
Colour Deviation	SDCM<3
Beam Angle	15°, 24°, 38°
Cut-Off Angle	38°
Tilt Angle	-
Anti-glare Rating	UGR<16
Service Lifetime	50.000 Hrs L70 B20 Ta25
Ingress Protection	IP44
Operation Voltage	220-240VAC, 50Hz
Operation Temperature	-20°C ~ 45°C
Frame	Aluminum
Finishing	Matt White, Matt Black
Lighting control (option)	Dali, 0-10V, Triac, Wireless

Accessories

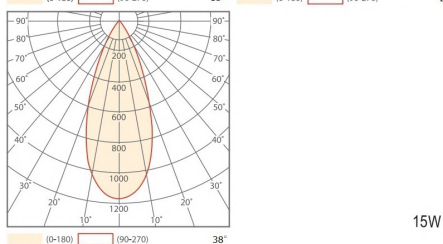
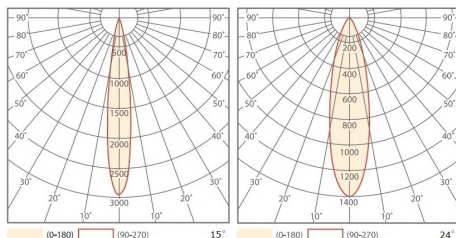
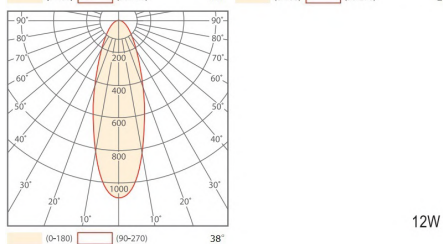
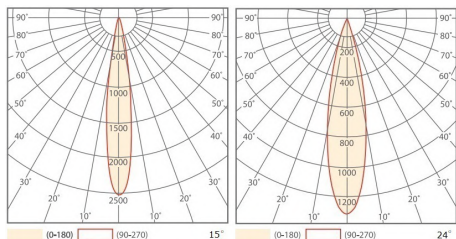
-

Notes

-



Model	Dimension	Model	Dimension
RZ05SSM	55*55*H80	RZ12SSM	75*75*H95
RZ07SSM	55*55*H80	RZ15SSM	95*95*H105
RZ09SSM	75*75*H95	RZ20SSM	115*115*H110



Indoor | Surface Mounted

RZ05SSM

Square Surface Mounted Fixed Downlight With Anti-Glare Reflector Led 5W 425lm CRI90 SQ55*H80 50.000h White IP44

RZ07SSM

Square Surface Mounted Fixed Downlight With Anti-Glare Reflector Led 7W 595lm CRI90 SQ55*H80 50.000h White IP44

RZ09SSM

Square Surface Mounted Fixed Downlight With Anti-Glare Reflector Led 9W 765lm CRI90 SQ75*H95 50.000h White IP44

RZ12SSM

Square Surface Mounted Fixed Downlight With Anti-Glare Reflector Led 12W 1020lm CRI90 SQ75*H95 50.000h White IP44

RZ15SSM

Square Surface Mounted Fixed Downlight With Anti-Glare Reflector Led 15W 1275lm CRI90 SQ95*H105 50.000h White IP44

RZ20SSM

Square Surface Mounted Fixed Downlight With Anti-Glare Reflector Led 20W 1700lm CRI90 SQ115*H110 50.000h White IP44

Description

Designed for shallow ceiling void. With the modularized system, it's easy to use and easy to maintain.

Housing: cast aluminium, powder-coated, connection cable. Ceiling fixture: metal. Includes control gear with Led driver. 2-pole terminal block.

LED module: High-power LEDs on metal-core PCB. Collimating lens made of optical Polymethyl. Tender and soft light to perfectly present the object without black spot and dark area.

Dimming driver can be optionally sold separately: Dali, 0-10V, Triac, Wireless.

Anti-glare cone with covered mounting detail: Polymethyl, Chrome, Matt White, Matt Black, Customized. High quality optical diffuser reduce LED dazzle light. Cut-off angle 30° with Anti-glare Rating UGR<19.



Technical data

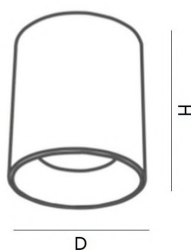
Light source	LED COB
System Wattage	5W 7W 9W 12W 15W 20W
Luminous flux	425lm 595lm 765lm 1020lm 1275lm 1700lm
Luminous efficiency	85lm/w or option
Colour Temperature	2700K, 3000K, 4000K, 6000K
Colour Rendering Index	CRI>90
Colour Deviation	SDCM<3
Beam Angle	15°, 24°, 38°
Cut-Off Angle	30°
Tilt Angle	-
Anti-glare Rating	UGR<19
Service Lifetime	50.000 Hrs L70 B20 Ta25
Ingress Protection	IP44
Operation Voltage	220-240VAC, 50Hz
Operation Temperature	-20°C ~ 45°C
Frame	Aluminum
Finishing	Matt White, Matt Black
Lighting control (option)	Dali, 0-10V, Triac, Wireless

Accessories

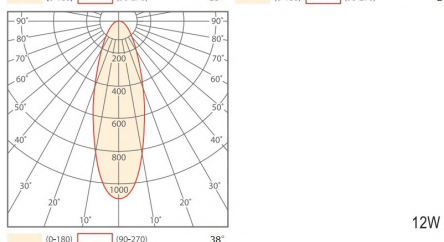
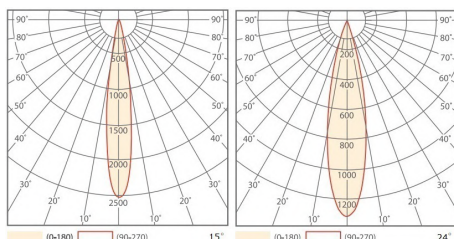
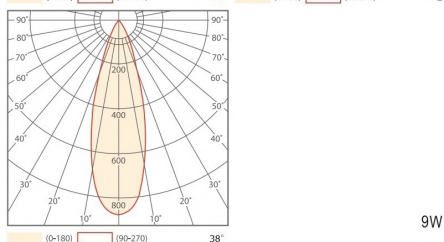
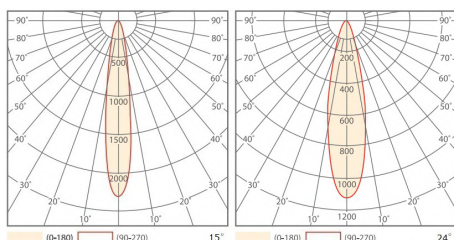
-

Notes

-



Model	Dimension	Model	Dimension
RZ07WSM	D75*H100	RZ25WSM	D115*H152
RZ09WSM	D75*H100	RZ30WSM	D115*H152
RZ12WSM	D95*H100	RZ40WSM	D140*H162
RZ15WSM	D95*H100	RZ50WSM	D170*H182
RZ20WSM	D95*H152	RZ60WSM	D205*H212



Indoor | Surface Mounted

RZ07WSM

Waterproof Round Surface Mounted Fixed Downlight With Anti-Glare Reflector Led 7W 595lm CRI90 D75*H100 50.000h IP65

RZ09WSM

Waterproof Round Surface Mounted Fixed Downlight With Anti-Glare Reflector Led 9W 765lm CRI90 D75*H100 50.000h IP65

RZ12WSM

Waterproof Round Surface Mounted Fixed Downlight With Anti-Glare Reflector Led 12W 1020lm CRI90 D95*H100 50.000h IP65

RZ15WSM

Waterproof Round Surface Mounted Fixed Downlight With Anti-Glare Reflector Led 15W 1275lm CRI90 D95*H100 50.000h IP65

RZ20WSM

Waterproof Round Surface Mounted Fixed Downlight With Anti-Glare Reflector Led 20W 1700lm CRI90 D95*H152 50.000h IP65

Description

Designed for shallow ceiling void. With the modularized system, it's easy to use and easy to maintain.

Housing: cast aluminium, powder-coated, connection cable. Ceiling fixture: metal. Includes control gear with Led driver. 2-pole terminal block.

LED module: High-power LEDs on metal-core PCB. Collimating lens made of optical Polymethyl. Tender and soft light to perfectly present the object without black spot and dark area.

Dimming driver can be optionally sold separately: Dali, 0-10V, Triac, Wireless.

Anti-glare cone with covered mounting detail: Polymethyl, Chrome, Matt White, Matt Black, Customized. High quality optical diffuser reduce LED dazzle light. Cut-off angle 38° with Anti-glare Rating UGR<16.

Protection mode IP65: dust-proof and water jet-proof.



Technical data

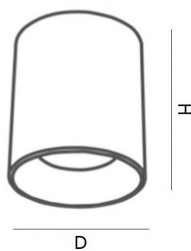
Light source	LED COB
System Wattage	7W 9W 12W 15W 20W
Luminous flux	595lm 765lm 1020lm 1275lm 1700lm
Luminous efficiency	85lm/w or option
Colour Temperature	2700K, 3000K, 4000K, 6000K
Colour Rendering Index	CRI>90
Colour Deviation	SDCM<3
Beam Angle	15°, 24°, 38°
Cut-Off Angle	38°
Tilt Angle	-
Anti-glare Rating	UGR<16
Service Lifetime	50.000 Hrs L70 B20 Ta25
Ingress Protection	IP44
Operation Voltage	220-240VAC, 50Hz
Operation Temperature	-20°C ~ 45°C
Frame	Aluminum
Finishing	Matt White, Matt Black
Lighting control (option)	Dali, 0-10V, Triac, Wireless

Accessories

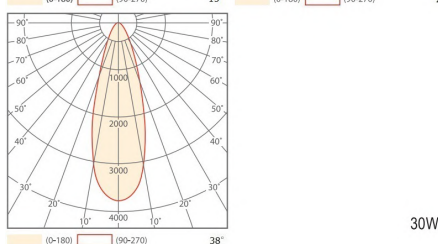
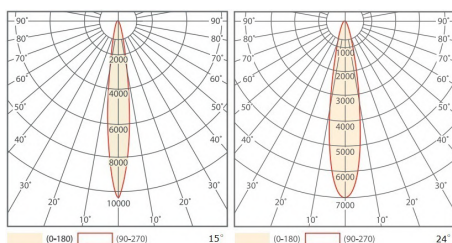
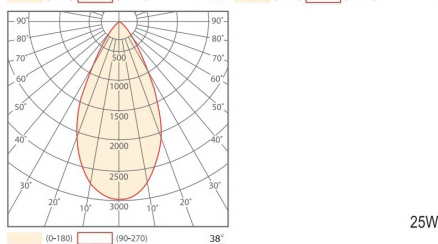
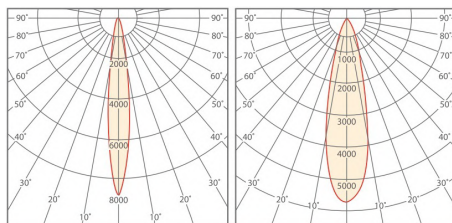
-

Notes

-



Model	Dimension	Model	Dimension
RZ07WSM	D75*H100	RZ25WSM	D115*H152
RZ09WSM	D75*H100	RZ30WSM	D115*H152
RZ12WSM	D95*H100	RZ40WSM	D140*H162
RZ15WSM	D95*H100	RZ50WSM	D170*H182
RZ20WSM	D95*H152	RZ60WSM	D205*H212



Indoor | Surface Mounted

RZ25WSM

Round Surface Mounted Fixed Downlight With Anti-Glare Reflector Waterproof Led 25W 2125lm CRI90 D115*H152 50.000h IP65

RZ30WSM

Round Surface Mounted Fixed Downlight With Anti-Glare Reflector Waterproof Led 30W 2550lm CRI90 D115*H152 50.000h IP65

RZ40WSM

Round Surface Mounted Fixed Downlight With Anti-Glare Reflector Waterproof Led 40W 3400lm CRI90 D140*H162 50.000h IP65

RZ50WSM

Round Surface Mounted Fixed Downlight With Anti-Glare Reflector Waterproof Led 50W 4250lm CRI90 D170*H182 50.000h IP65

RZ60WSM

Round Surface Mounted Fixed Downlight With Anti-Glare Reflector Waterproof Led 60W 5100lm CRI90 D205*H212 50.000h IP65

Description

Designed for shallow ceiling void. With the modularized system, it's easy to use and easy to maintain.

Housing: cast aluminium, powder-coated, connection cable. Ceiling fixture: metal. Includes control gear with Led driver. 2-pole terminal block.

LED module: High-power LEDs on metal-core PCB. Collimating lens made of optical Polymethyl. Tender and soft light to perfectly present the object without black spot and dark area.

Dimming driver can be optionally sold separately: Dali, 0-10V, Triac, Wireless.

Anti-glare cone with covered mounting detail: Polymethyl, Chrome, Matt White, Matt Black, Customized. High quality optical diffuser reduce LED dazzle light. Cut-off angle 38° with Anti-glare Rating UGR<16.

Protection mode IP65: dust-proof and water jet-proof.



Technical data

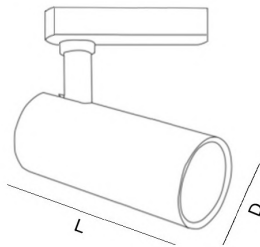

Light source	LED COB				
System Wattage	25W	30W	40W	50W	60W
Luminous flux	2125lm	2550lm	3400lm	4250lm	5100lm
Luminous efficiency	85lm/w or option				
Colour Temperature	2700K, 3000K, 4000K, 6000K				
Colour Rendering Index	CRI>90				
Colour Deviation	SDCM<3				
Beam Angle	15°, 24°, 38°				
Cut-Off Angle	38°				
Tilt Angle	-				
Anti-glare Rating	UGR<16				
Service Lifetime	50.000 Hrs L70 B20 Ta25				
Ingress Protection	IP44				
Operation Voltage	220-240VAC, 50Hz				
Operation Temperature	-20°C ~ 45°C				
Frame	Aluminum				
Finishing	Matt White, Matt Black				
Lighting control (option)	Dali, 0-10V, Triac, Wireless				

Accessories

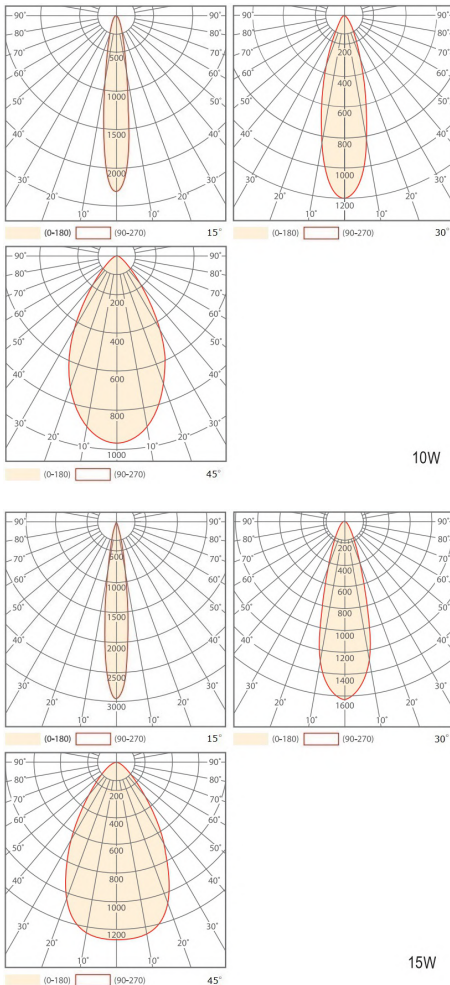
-

Notes

-



Model	Dimension	Model	Dimension
RZ10TR	D55*L115mm	RZ30TR	D70*L155mm
RZ15TR	D55*L115mm	RZ35TR	D85*L155mm
RZ20TR	D70*L135mm	RZ40TR	D85*L155mm



RZ10TR

Track Light Led 10W 850lm CRI90 D55*L115 50.000h IP20

RZ15TR

Track Light Led 15W 1275lm CRI90 D55*L115 50.000h IP20

RZ20TR

Track Light Led 20W 1700lm CRI90 D70*L135 50.000h IP20

RZ30TR

Track Light Led 30W 2550lm CRI90 D70*L155 50.000h IP20

RZ35TR

Track Light Led 35W 2975lm CRI90 D85*L155 50.000h IP20

RZ40TR

Track Light Led 40W 3400lm CRI90 D85*L155 50.000h IP20

Description

Housing: Cast aluminium, powder-coated; 355° rotation, 90° tilt on the bracket. Color: Matt Black, Matt White, Customized.

Bracket: cast aluminium/polymer, coated; 2-pin connection.

LED module: High-power LEDs on metal-core PCB. Collimating lens made of optical Polymethyl. Tender and soft light to perfectly present the object without black spot and dark area.

Dimming driver can be optionally sold separately: Dali, 0-10V, Triac, Wireless.

Baffle color: Matt White, Matt Black, Customized. High quality optical diffuser reduce LED dazzle light.



Technical data

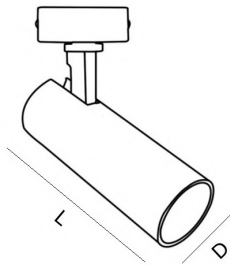

Light source	LED COB
System Wattage	10W 15W 20W 30W 35W 40W
Luminous flux	850lm 1275lm 1700lm 2550lm 2975lm 3400lm
Luminous efficiency	85lm/w or option
Colour Temperature	2700K, 3000K, 4000K, 6000K
Colour Rendering Index	CRI>90
Colour Deviation	SDCM<3
Beam Angle	15°, 30°, 45°
Cut-Off Angle	-
Tilt Angle	90° Tilt 330° Swivel
Anti-glare Rating	UGR<19
Service Lifetime	50.000 Hrs L70 B20 Ta25
Ingress Protection	IP20
Operation Voltage	220-240VAC, 50Hz
Operation Temperature	-20°C ~ 45°C
Frame	Aluminum
Finishing	Matt White, Matt Black
Lighting control (option)	Dali, 0-10V, Triac, Wireless

Accessories

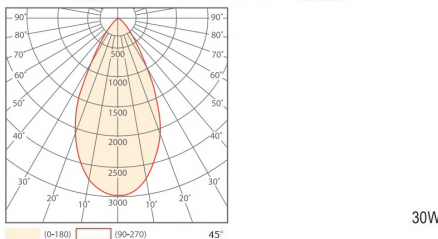
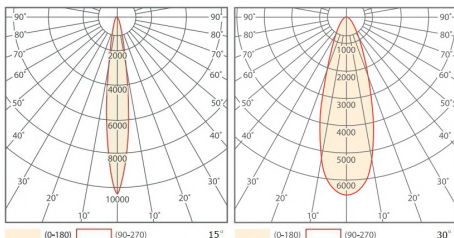
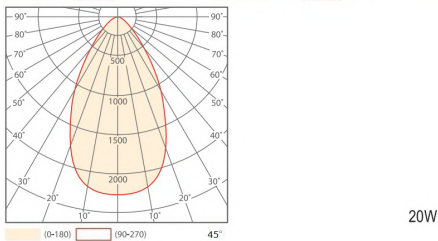
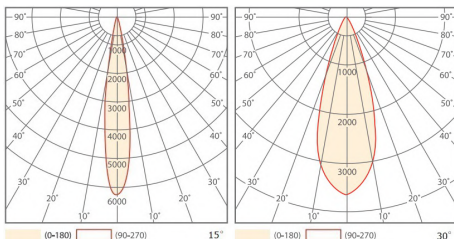
-

Notes

-



Model	Dimension	Model	Dimension
RZ10SMT	D55*L115mm	RZ30SMT	D70*L155mm
RZ15SMT	D55*L115mm	RZ35SMT	D85*L155mm
RZ20SMT	D70*L135mm	RZ40SMT	D85*L155mm



RZ10SMT

Surface Mounted Adjustable Spotlight Led 10W 850lm CRI90 D55*L115 50.000h IP20

RZ15SMT

Surface Mounted Adjustable Spotlight Led 15W 1275lm CRI90 D55*L115 50.000h IP20

RZ20SMT

Surface Mounted Adjustable Spotlight Led 20W 1700lm CRI90 D70*L135 50.000h IP20

RZ30SMT

Surface Mounted Adjustable Spotlight Led 30W 2550lm CRI90 D70*L155 50.000h IP20

RZ35SMT

Surface Mounted Adjustable Spotlight Led 35W 2975lm CRI90 D85*L155 50.000h IP20

RZ40SMT

Surface Mounted Adjustable Spotlight Led 40W 3400lm CRI90 D85*L155 50.000h IP20

Description

Housing: cast aluminium, powder-coated; 355° rotation, 90° tilt on the bracket. Color: Matt Black, Matt White, Customized.

Bracket: cast aluminium/polymer, coated; 2-pin connection.

LED module: High-power LEDs on metal-core PCB. Collimating lens made of optical Polymethyl. Tender and soft light to perfectly present the object without black spot and dark area.

Dimming driver can be optionally sold separately: Dali, 0-10V, Triac, Wireless.

Baffle color: Matt White, Matt Black, Customized. High quality optical diffuser reduce LED dazzle light.



Technical data

Light source	LED COB
System Wattage	10W 15W 20W 30W 35W 40W
Luminous flux	850lm 1275lm 1700lm 2550lm 2975lm 3400lm
Luminous efficiency	85lm/w or option
Colour Temperature	2700K, 3000K, 4000K, 6000K
Colour Rendering Index	CRI>90
Colour Deviation	SDCM<3
Beam Angle	15°, 30°, 45°
Cut-Off Angle	-
Tilt Angle	90° Tilt 330° Swivel
Anti-glare Rating	UGR<19
Service Lifetime	50.000 Hrs L70 B20 Ta25
Ingress Protection	IP20
Operation Voltage	220-240VAC, 50Hz
Operation Temperature	-20°C ~ 45°C
Frame	Aluminum
Finishing	Matt White, Matt Black
Lighting control (option)	Dali, 0-10V, Triac, Wireless

Accessories

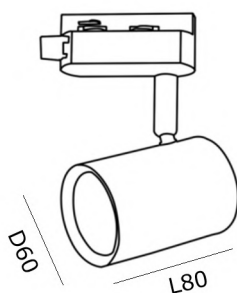
-

Notes

-

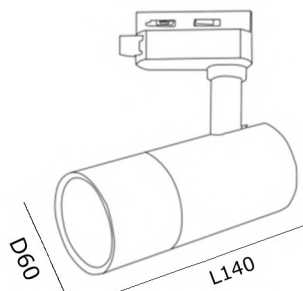
RZGU10TR

Track Light Led GU10 Max.35W D60*L80 Black IP20



RZGU10TRL

Track Light Led GU10 Max.35W D60*L140 Black IP20



Description

Housing: cast aluminium, powder-coated; 355° rotation, 90° tilt on the bracket. Color: Matt Black, Matt White, Customized.
Bracket: cast aluminium/polymer, coated; 2-pin connection.
LED module: LED GU10 Max.35W.
Dimming driver can be optionally sold separately: Triac, Wireless.
Baffle color: Matt White, Matt Black, Customized.
Protection Class I.



Technical data




Light source	GU10 Max.35W		MR16 Max.20W
System Wattage	-		
Luminous flux	-		
Luminous efficiency	-		
Colour Temperature	-		
Colour Rendering Index	-		
Colour Deviation	-		
Beam Angle	-		
Cut-Off Angle	-		
Tilt Angle	90° Tilt		330° Swivel
Anti-glare Rating	-		
Service Lifetime	-		
Ingress Protection	IP20		
Operation Voltage	220-240VAC, 50Hz		12V
Operation Temperature	-20°C ~ 45°C		
Frame	Aluminum		
Finishing	Matt White, Matt Black		
Lighting control (option)	-		

Accessories

Honeycomb can be optionally sold separately


Notes

-





Cielo



RZ0520ST

Led Strip 5W/m 500lm CRI90 24VDC 50.000h IP20 5M/roll

RZ0565ST

Led Strip 5W/m 500lm CRI90 24VDC 50.000h IP65 5M/roll

Description

LED Strip, adopting self-encapsulated LED, highlight SMD, flexible FPC, 3M tape available. High-energy efficacy achieving up to 100lm/W, 3 steps MacAdam, soft light to perfectly present the object without black spot and dark area.

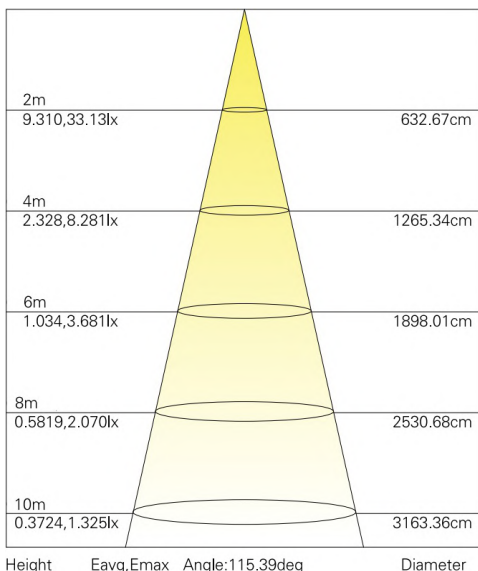
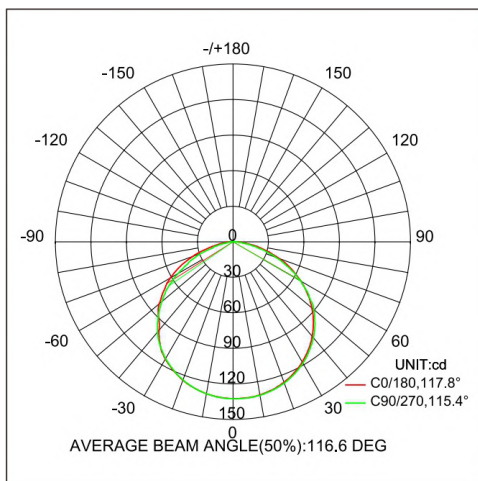
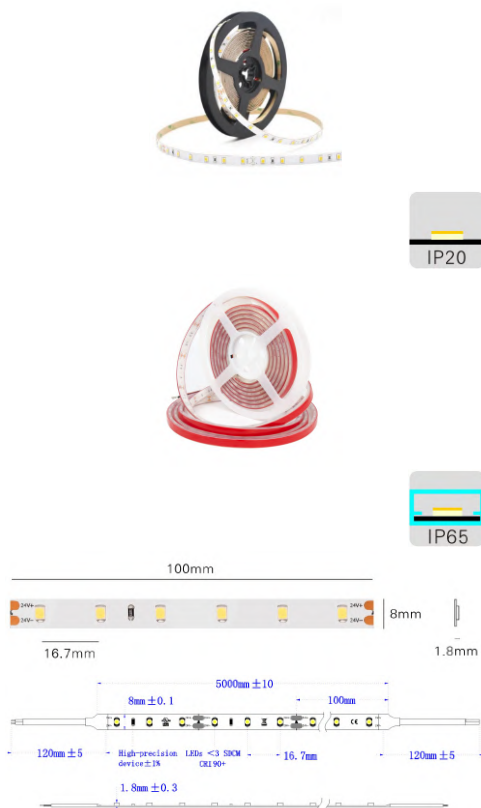
No need to attach aluminum profile for heat sink, various of connection accessories can be optionally sold separately.

Customized length available up to 5m per roll.

Change atmosphere by tuning the color temperature (2000K to 6000K) and dimming control systems are for choice.

Short cuttable unit suitable for furniture lighting, and for unpredictable requirements on site, applying to indoor and outdoor lighting, furniture, advertisement and other supporting usages.

Protections grades of IP55, IP65, IP66, IP67 and IP68 can be achieved by adopting silicone integrated extrusion, nano coating and other protection processes.



Technical data

Light source	LED SMD
System Wattage	5W/m
Luminous flux	500lm
Luminous efficiency	100lm/w or option
Colour Temperature	2700K, 3000K, 4000K, 6000K
Colour Rendering Index	CRI>90 [CRI95]
Colour Deviation	SDCM<3
Beam Angle	120°
Max.Length	5m
Cut length	100mm
Led/m	60pcs
Anti-glare Rating	-
Service Lifetime	50.000 Hrs L70 B20 Ta25
Ingress Protection	IP20 IP65 Option
Operation Voltage	24VDC
Operation Temperature	-20°C ~ 45°C
Lighting control (option)	Dali, 0-10V, Triac, Wireless

Accessories



Notes

-

RZ0720ST

Led Strip 7.2W/m 720lm CRI90 24VDC 50.000h IP20 5M/roll

RZ0765ST

Led Strip 7.2W/m 720lm CRI90 24VDC 50.000h IP65 5M/roll

Description

LED Strip, adopting self-encapsulated LED, highlight SMD, flexible FPC, 3M tape available. High-energy efficacy achieving up to 100lm/W, 3 steps MacAdam, soft light to perfectly present the object without black spot and dark area.

No need to attach aluminum profile for heat sink, various of connection accessories can be optionally sold separately.

Customized length available up to 5m per roll.

Change atmosphere by tuning the color temperature (2000K to 6000K) and dimming control systems are for choice.

Short cuttable unit suitable for furniture lighting, and for unpredictable requirements on site, applying to indoor and outdoor lighting, furniture, advertisement and other supporting usages.

Protections grades of IP55, IP65, IP66, IP67 and IP68 can be achieved by adopting silicone integrated extrusion, nano coating and other protection processes.



Technical data

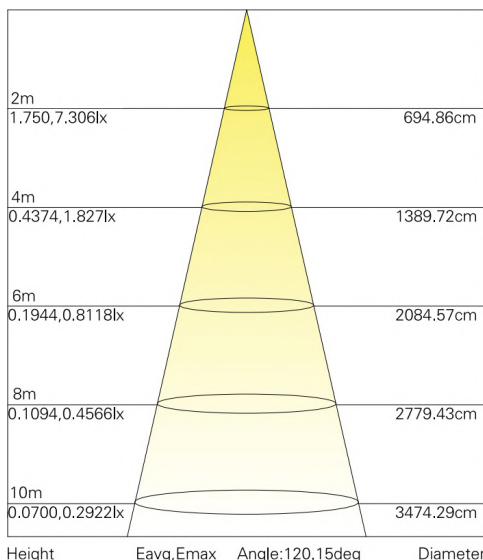
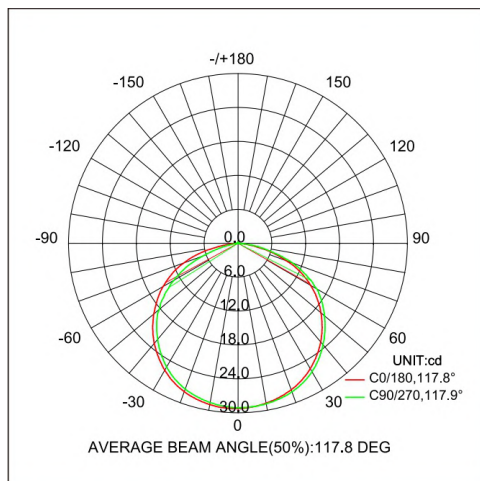
Light source	LED SMD
System Wattage	7.2W/m
Luminous flux	720lm
Luminous efficiency	100lm/w or option
Colour Temperature	2700K, 3000K, 4000K, 6000K
Colour Rendering Index	CRI>90 [CRI95]
Colour Deviation	SDCM<3
Beam Angle	120°
Max.Length	5m
Cut length	100mm
Led/m	60pcs
Anti-glare Rating	-
Service Lifetime	50.000 Hrs L70 B20 Ta25
Ingress Protection	IP20 IP65 Option
Operation Voltage	24VDC
Operation Temperature	-20°C ~ 45°C
Lighting control (option)	Dali, 0-10V, Triac, Wireless

Accessories



Notes

-



RZ1020ST

Led Strip 10W/m 1000lm CRI90 24VDC 50.000h IP20 5M/roll

RZ1065ST

Led Strip 10W/m 1000lm CRI90 24VDC 50.000h IP65 5M/roll

Description

LED Strip, adopting self-encapsulated LED, highlight SMD, flexible FPC, 3M tape available. High-energy efficacy achieving up to 100lm/W, 3 steps MacAdam, soft light to perfectly present the object without black spot and dark area.

No need to attach aluminum profile for heat sink, various of connection accessories can be optionally sold separately.

Customized length available up to 5m per roll.

Change atmosphere by tuning the color temperature (2000K to 6000K) and dimming control systems are for choice.

Short cuttable unit suitable for furniture lighting, and for unpredictable requirements on site, applying to indoor and outdoor lighting, furniture, advertisement and other supporting usages.

Protections grades of IP55, IP65, IP66, IP67 and IP68 can be achieved by adopting silicone integrated extrusion, nano coating and other protection processes.



Technical data

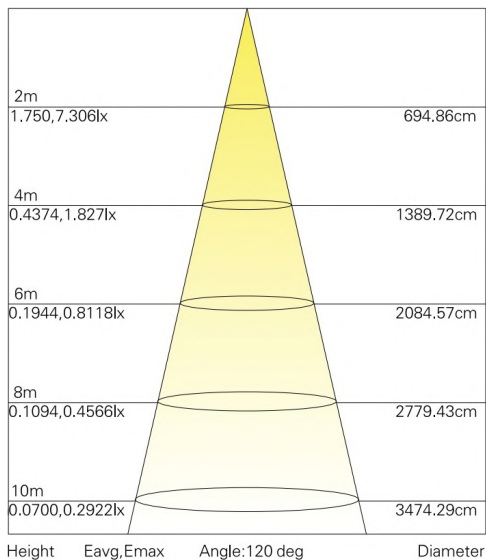
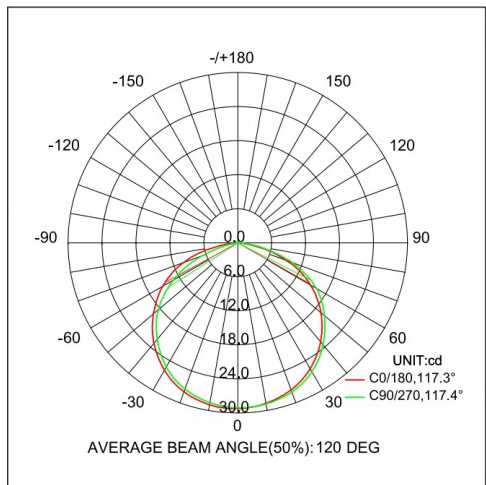

Light source	LED SMD
System Wattage	10W/m
Luminous flux	1000lm
Luminous efficiency	100lm/w or option
Colour Temperature	2700K, 3000K, 4000K, 6000K
Colour Rendering Index	CRI>90 [CRI95]
Colour Deviation	SDCM<3
Beam Angle	120°
Max.Length	5m
Cut length	71.4mm
Led/m	98pcs
Anti-glare Rating	-
Service Lifetime	50.000 Hrs L70 B20 Ta25
Ingress Protection	IP20 IP65 Option
Operation Voltage	24VDC
Operation Temperature	-20°C ~ 45°C
Lighting control (option)	Dali, 0-10V, Triac, Wireless

Accessories



Notes

-



RZ1520ST

Led Strip 15W/m 1500lm CRI90 24VDC 50.000h IP20 5M/roll

RZ1565ST

Led Strip 15W/m 1500lm CRI90 24VDC 50.000h IP65 5M/roll

Description

LED Strip, adopting self-encapsulated LED, highlight SMD, flexible FPC, 3M tape available. High-energy efficacy achieving up to 100lm/W, 3 steps MacAdam, soft light to perfectly present the object without black spot and dark area.

No need to attach aluminum profile for heat sink, various of connection accessories can be optionally sold separately.

Customized length available up to 5m per roll.

Change atmosphere by tuning the color temperature (2000K to 6000K) and dimming control systems are for choice.

Short cuttable unit suitable for furniture lighting, and for unpredictable requirements on site, applying to indoor and outdoor lighting, furniture, advertisement and other supporting usages.

Protections grades of IP55, IP65, IP66, IP67 and IP68 can be achieved by adopting silicone integrated extrusion, nano coating and other protection processes.



Technical data

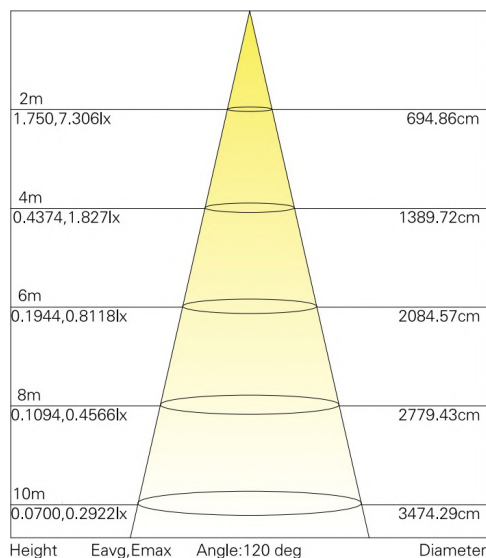
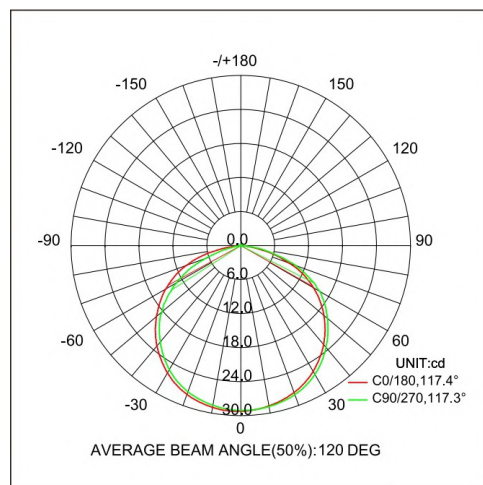

Light source	LED SMD
System Wattage	15W/m
Luminous flux	1500lm
Luminous efficiency	100lm/w or option
Colour Temperature	2700K, 3000K, 4000K, 6000K
Colour Rendering Index	CRI>90 [CRI95]
Colour Deviation	SDCM<3
Beam Angle	120°
Max.Length	5m
Cut length	50mm
Led/m	120pcs
Anti-glare Rating	-
Service Lifetime	50.000 Hrs L70 B20 Ta25
Ingress Protection	IP20 IP65 Option
Operation Voltage	24VDC
Operation Temperature	-20°C ~ 45°C
Lighting control (option)	Dali, 0-10V, Triac, Wireless

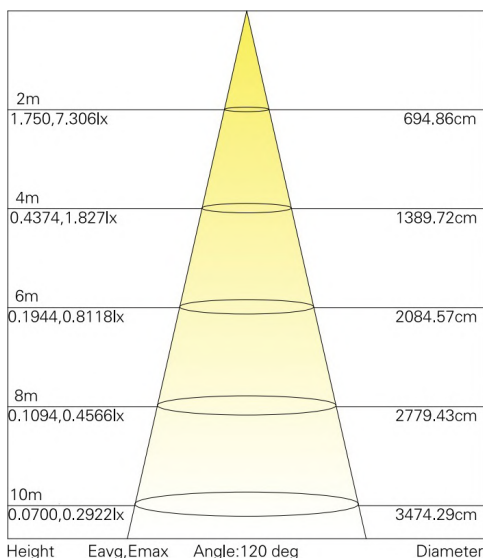
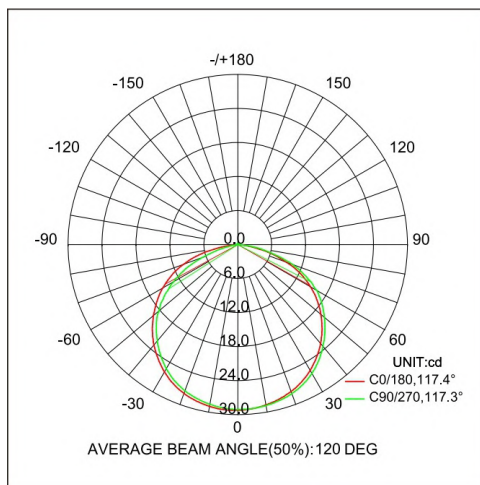
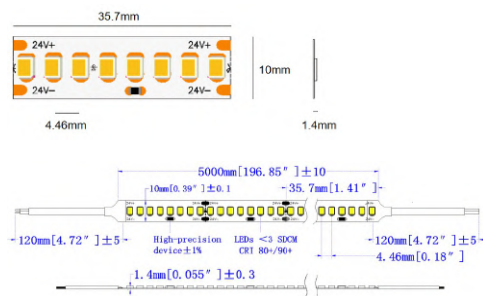
Accessories



Notes

-





RZ2020ST

Led Strip 20W/m 2000lm CRI90 24VDC 50.000h IP20 5M/roll

RZ2065ST

Led Strip 20W/m 2000lm CRI90 24VDC 50.000h IP65 5M/roll

RZ2067ST

Led Strip 20W/m 2000lm CRI90 24VDC 50.000h IP67 5M/roll

RZ2068ST

Led Strip 20W/m 2000lm CRI90 24VDC 50.000h IP68 5M/roll

Description

LED Strip, adopting self-encapsulated LED, highlight SMD, flexible FPC, 3M tape available.
High-energy efficacy achieving up to 100lm/W, 3 steps MacAdam, soft light to perfectly
present the object without black spot and dark area.

No need to attach aluminum profile for heat sink, various of connection accessories can be optionally sold separately.

Customized length available up to 5m per roll.

Change atmosphere by tuning the color temperature (2000K to 6000K) and dimming control systems are for choice.

Short cuttable unit suitable for furniture lighting, and for unpredictable requirements on site, applying to indoor and outdoor lighting, furniture, advertisement and other supporting usages.

Protections grades of IP20, IP55, IP65, IP66, IP67 and IP68 can be achieved by adopting silicone integrated extrusion, nano coating and other protection processes.



Technical data

Light source	LED SMD
System Wattage	20W/m
Luminous flux	2000lm
Luminous efficiency	100lm/w or option
Colour Temperature	2700K, 3000K, 4000K, 6000K
Colour Rendering Index	CRI>90; [CRI95]
Colour Deviation	SDCM<3
Beam Angle	120°
Max.Length	5m
Cut length	35.7mm
Led/m	224pcs
Anti-glare Rating	-
Service Lifetime	50.000 Hrs L70 B20 Ta25
Ingress Protection	IP20 IP65 IP67 IP68
Operation Voltage	24VDC
Operation Temperature	-20°C ~ 45°C
Lighting control (option)	Dali, 0-10V, Triac, Wireless

Accessories



RZ-ST02C



RZ-ST02C



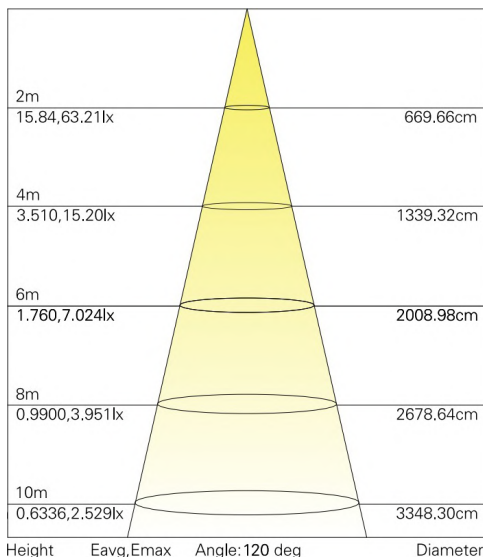
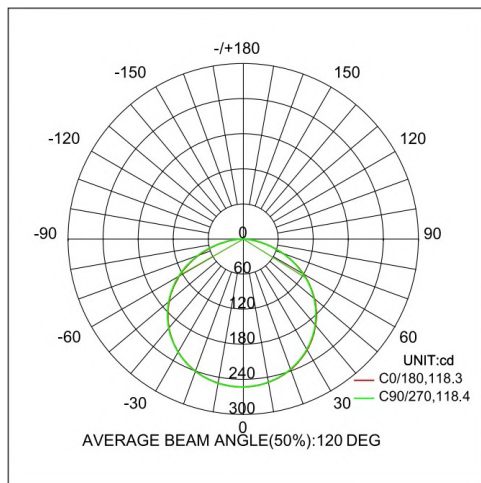
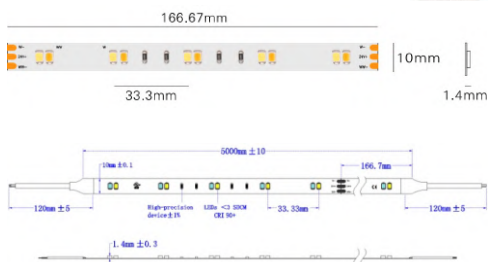
RZ-ST0265D



RZ-ST0265D

Notes

—



RZ0820CST

CCT Tunable Led Strip 8W/m 800lm [27K 380lm 60K 420lm] CRI90 2700K~6000K 24VDC 50.000h IP20 5M/roll

RZ0865CST

CCT Tunable Led Strip 8W/m 800lm [27K 380lm 60K 420lm] CRI90 2700K~6000K 24VDC 50.000h IP65 5M/roll

Description

LED Strip, adopting self-encapsulated LED, highlight SMD, flexible FPC, 3M tape available. High-energy efficacy achieving up to 100lm/W, 3 steps MacAdam, soft light to perfectly present the object without black spot and dark area.

No need to attach aluminum profile for heat sink, various of connection accessories can be optionally sold separately.

Customized length available up to 5m per roll.

Change atmosphere by tuning the color temperature by Tunable White (2700K~6000K) and dimming control systems are for choice.

Short cuttable unit suitable for furniture lighting, and for unpredictable requirements on site, applying to indoor and outdoor lighting, furniture, advertisement and other supporting usages.

Protections grades of IP55, IP65, IP66, IP67 and IP68 can be achieved by adopting silicone integrated extrusion, nano coating and other protection processes.



Technical data

Light source	LED SMD
System Wattage	8W/m
Luminous flux	800lm [27K 380lm 60K 420lm]
Luminous efficiency	100lm/w or option
Colour Temperature	2700K ~ 6000K Adjustable
Colour Rendering Index	CRI>90 [CRI95]
Colour Deviation	SDCM<3
Beam Angle	120°
Max.Length	5m
Cut length	166.67mm
Led/m	60pcs
Anti-glare Rating	-
Service Lifetime	50.000 Hrs L70 B20 Ta25
Ingress Protection	IP20 IP65 Option
Operation Voltage	24VDC
Operation Temperature	-20°C ~ 45°C
Lighting control (option)	Dali, 0-10V, Triac, Wireless, Tunable White

Accessories



RZ-ST03A



RZ-ST03B



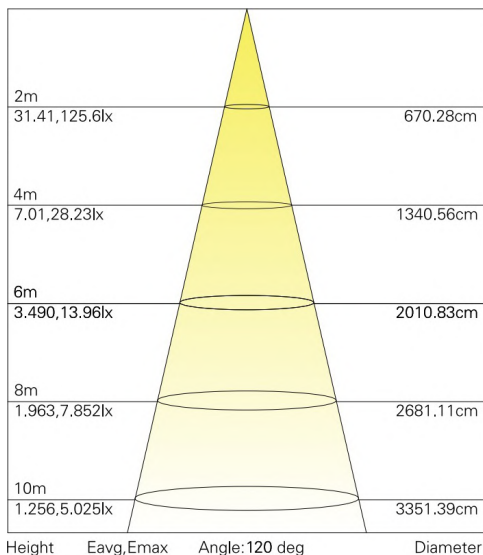
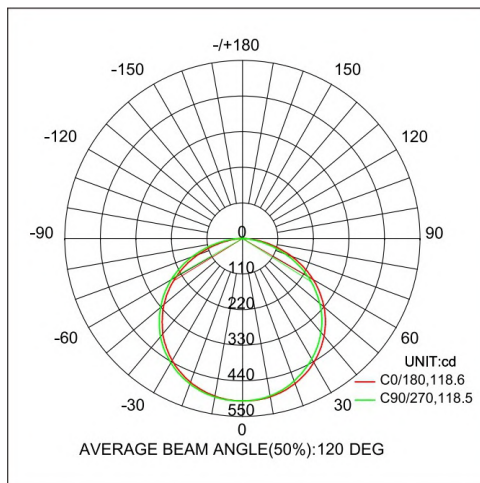
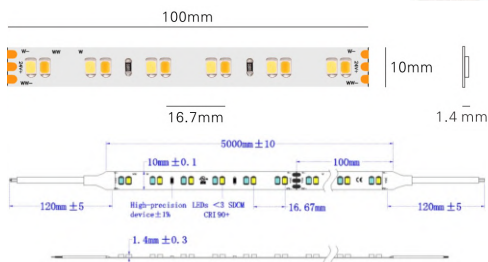
RZ-ST0365A



RZ-ST0365B

Notes

-



RZ1520CST

CCT Tunable Led Strip 15W/m 1500lm [27K 710lm 60K 790lm] CRI90 2700K~6000K
24VDC 50.000h IP20 5M/roll

RZ1565CST

CCT Tunable Led Strip 15W/m 1500lm [27K 710lm 60K 790lm] CRI90 2700K~6000K
24VDC 50.000h IP65 5M/roll

Description

LED Strip, adopting self-encapsulated LED, highlight SMD, flexible FPC, 3M tape available.
High-energy efficacy achieving up to 100lm/W, 3 steps MacAdam, soft light to perfectly
present the object without black spot and dark area.

No need to attach aluminum profile for heat sink, various of connection accessories can be optionally sold separately.

Customized length available up to 5m per roll.

Change atmosphere by tuning the color temperature by Tunable White (2700K~6000K) and dimming control systems are for choice.

Short cuttable unit suitable for furniture lighting, and for unpredictable requirements on site, applying to indoor and outdoor lighting, furniture, advertisement and other supporting usages.

Protections grades of IP55, IP65, IP66, IP67 and IP68 can be achieved by adopting silicone integrated extrusion, nano coating and other protection processes.



Technical data

Light source	LED SMD
System Wattage	15W/m
Luminous flux	1500lm [27K 710lm 60K 790lm]
Luminous efficiency	100lm/w or option
Colour Temperature	2700K ~ 6000K Adjustable
Colour Rendering Index	CRI>90 [CRI95]
Colour Deviation	SDCM<3
Beam Angle	120°
Max.Length	5m
Cut length	100mm
Led/m	120pcs
Anti-glare Rating	-
Service Lifetime	50.000 Hrs L70 B20 Ta25
Ingress Protection	IP20 IP65 Option
Operation Voltage	24VDC
Operation Temperature	-20°C ~ 45°C
Lighting control (option)	Dali, 0-10V, Triac, Wireless, Tunable White

Accessories



RZ-ST03A

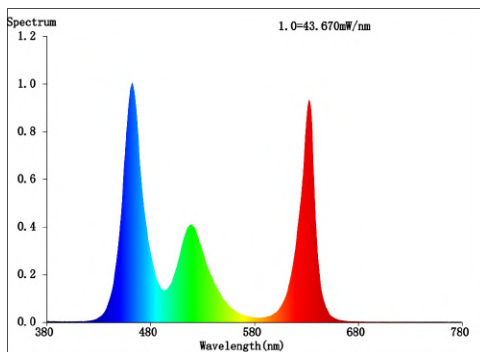

RZ-ST03B

RZ-ST0365A

RZ-ST0365B

Notes

—



RZ1520RST

RGB Led Strip 15W/m RGB [R 155lm G 300lm B 90lm] 24VDC 50.000h IP20 5M/roll

RZ1565RST

RGB Led Strip 15W/m RGB [R 155lm G 300lm B 90lm] 24VDC 50.000h IP65 5M/roll

Description

LED Strip, adopting self-encapsulated LED, highlight SMD, flexible FPC, 3M tape available. High-energy efficacy achieving up to 100lm/W, 3 steps MacAdam, soft light to perfectly present the object without black spot and dark area.

No need to attach aluminum profile for heat sink, various of connection accessories can be optionally sold separately.

Customized length available up to 5m per roll.

Change atmosphere by tuning the color temperature RGB, R (Red), G (Green), B (Blue), Customized and dimming control systems are for choice.

Short cuttable unit suitable for furniture lighting, and for unpredictable requirements on site, applying to indoor and outdoor lighting, furniture, advertisement and other supporting usages.

Protections grades of IP55, IP65, IP66, IP67 and IP68 can be achieved by adopting silicone integrated extrusion, nano coating and other protection processes.



Technical data

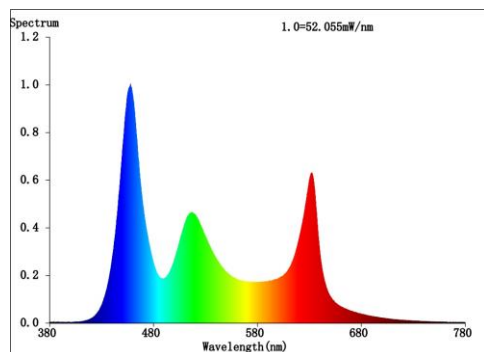
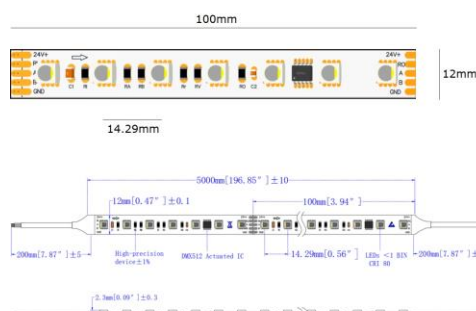
Light source	LED SMD
System Wattage	15W/m [3x5W]
Luminous flux	[R 155lm G 300lm B 90lm]
Luminous efficiency	-
Colour Temperature	RGB, Red, Green, Blue, Option
Colour Rendering Index	-
Colour Deviation	SDCM<3
Beam Angle	120°
Max.Length	5m
Cut length	100mm
Led/m	60pcs
Anti-glare Rating	-
Service Lifetime	50.000 Hrs L70 B20 Ta25
Ingress Protection	IP20 IP65 Option
Operation Voltage	24VDC
Operation Temperature	-20°C ~ 45°C
Lighting control (option)	DMX512, Dali, 0-10V, Wireless

Accessories



Notes

-



RZ1820WSP

RGBW Pixel Led Strip 18W/m RGB+White [R 130lm G 314lm B 76lm + W 400lm] 24VDC
50.000h IP20 5M/roll

RZ1867WSP

RGBW Pixel Led Strip 18W/m RGB+White [R 130lm G 314lm B 76lm + W 400lm] 24VDC
50.000h IP67 5M/roll

Description

LED Strip, adopting self-encapsulated LED, highlight SMD, flexible FPC, tape available.
High-energy efficacy achieving, 3 steps MacAdam, soft light to perfectly present the object without black spot and dark area.

Customized length available up to 5~20m per roll.

Auto address-edit, auto addressing, self-adaption

Reset function, no need to edit address for maintenance

Compatible to DMX512 (1990) signal protocol

Adopt parallel differential signal transmitted, support addressing Max 4096 channels

Big loading quantiles, strong anti-interference, long distance for transmittance

Self-checking function for open-circuit of IC

Over-temperature protection.

Short cuttable unit suitable for furniture lighting, and for unpredictable requirements on site, applying to indoor and outdoor lighting, furniture, advertisement and other supporting usages.

Protections grades of IP55, IP65, IP66, IP67 and IP68 can be achieved by adopting silicone integrated extrusion, nano coating and other protection processes.



Technical data

Light source	LED SMD
System Wattage	18W/m [4x4,5W]
Luminous flux	[R 130lm G 314lm B 76lm + W 400lm]
Luminous efficiency	-
Colour Temperature	RGBW [RGB+White (2700K to 6000K)]
Colour Rendering Index	-
Colour Deviation	SDCM<3
Beam Angle	120°
Max.Length	5m [optional]
Cut length	100mm
Led/m	70pcs
Pixel	10pix/m
Service Lifetime	50.000 Hrs L70 B20 Ta25
Ingress Protection	IP20 IP67 Option
Operation Voltage	24VDC
Operation Temperature	-20°C ~ 45°C
Lighting control (option)	DMX512, Dali, 0-10V, Wireless

Accessories



R7-ST05A



R7-ST05B




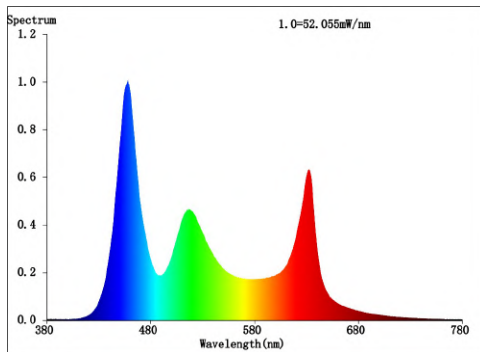

R7-ST0565A



R7-ST0565B

Notes

—



RZ2020WST

RGBW Led Strip 20W/m RGB+White [R 155lm G 300lm B 90lm + W 400lm] 24VDC 50.000h IP20 5M/roll

RZ2065WST

RGBW Led Strip 20W/m RGB+White [R 155lm G 300lm B 90lm + W 400lm] 24VDC 50.000h IP65 5M/roll

Description

LED Strip, adopting self-encapsulated LED, highlight SMD, flexible FPC, 3M tape available. High-energy efficacy achieving up to 100lm/W, 3 steps MacAdam, soft light to perfectly present the object without black spot and dark area.

No need to attach aluminum profile for heat sink, various of connection accessories can be optionally sold separately.

Customized length available up to 5m per roll.

Change atmosphere by tuning the color temperature RGBW [RGB+W (2700K to 6000K)], R (Red), G (Green), B (Blue), Customized and dimming control systems are for choice.

Short cuttable unit suitable for furniture lighting, and for unpredictable requirements on site, applying to indoor and outdoor lighting, furniture, advertisement and other supporting usages.

Protections grades of IP55, IP65, IP66, IP67 and IP68 can be achieved by adopting silicone integrated extrusion, nano coating and other protection processes.



Technical data

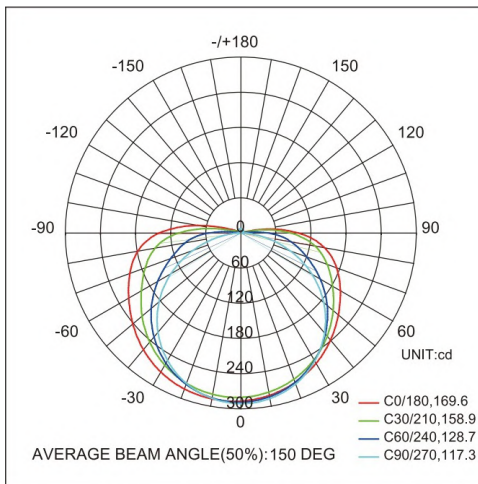
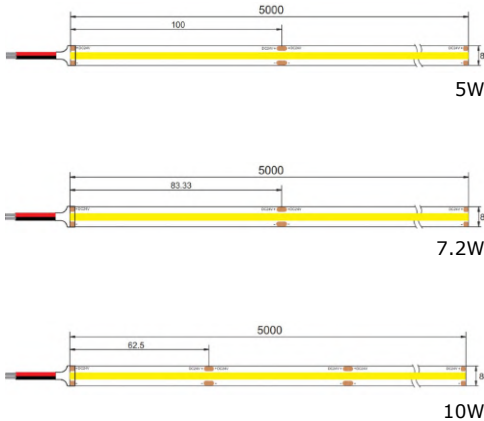
Light source	LED SMD
System Wattage	20W/m [4x5W]
Luminous flux	[R 155lm G 300lm B 90lm + W 400lm]
Luminous efficiency	-
Colour Temperature	RGBW [RGB+White (2700K to 6000K)]
Colour Rendering Index	-
Colour Deviation	SDCM<3
Beam Angle	120°
Max.Length	5m
Cut length	100mm
Led/m	60pcs
Anti-glare Rating	-
Service Lifetime	50.000 Hrs L70 B20 Ta25
Ingress Protection	IP20 IP65 Option
Operation Voltage	24VDC
Operation Temperature	-20°C ~ 45°C
Lighting control (option)	DMX512, Dali, 0-10V, Wireless

Accessories



Notes

-



RZ0520FST

Flexible COB Led Strip 5W/m 500lm CRI90 24VDC 50.000h IP20 5M/roll

RZ0720FST

Flexible COB Led Strip 7.2W/m 720lm CRI90 24VDC 50.000h IP20 5M/roll

RZ1020FST

Flexible COB Led Strip 10W/m 1000lm CRI90 24VDC 50.000h IP20 5M/roll

Description

LED Strip, adopting self-encapsulated LED, highlight SMD, flexible FPC, 3M tape available. High-energy efficacy achieving up to 100lm/W, 3 steps MacAdam, soft light to perfectly present the object without black spot and dark area.

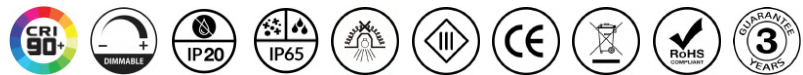
No need to attach aluminum profile for heat sink, various of connection accessories can be optionally sold separately.

Customized length available up to 5m per roll.

Change atmosphere by tuning the color temperature (2000K to 6000K) and dimming control systems are for choice.

Short cuttable unit suitable for furniture lighting, and for unpredictable requirements on site, applying to indoor and outdoor lighting, furniture, advertisement and other supporting usages.

Protections grades of IP55, IP65, IP66, IP67 and IP68 can be achieved by adopting silicone integrated extrusion, nano coating and other protection processes.



Technical data

Light source	LED SMD		
System Wattage	5W/m	7.2W/m	10W/m
Luminous flux	500lm	720lm	1000lm
Luminous efficiency	100lm/w or option		
Colour Temperature	2700K, 3000K, 4000K, 6000K		
Colour Rendering Index	CRI>90		
Colour Deviation	SDCM<3		
Beam Angle	150°		
Max.Length	5m		
Cut length	100mm (5W); 83mm (7.2W); 62mm (10W)		
Led/m	-		
Anti-glare Rating	-		
Service Lifetime	50.000 Hrs L70 B20 Ta25		
Ingress Protection	IP20	IP65	Option
Operation Voltage	24VDC		
Operation Temperature	-20°C ~ 45°C		
Lighting control (option)	Dali, 0-10V, Triac, Wireless		

Accessories



Notes

-

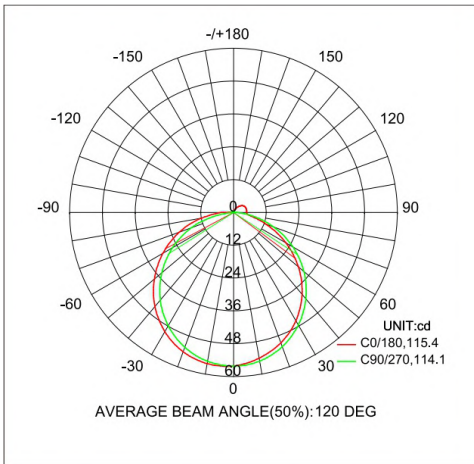
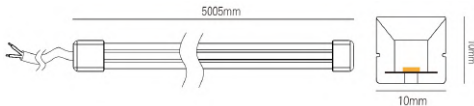

RZ1067TNS

Top Bend Neon Led Strip 10W/m 600lm CRI90 24VDC 50.000h IP67 5M/roll



RZ1567TNS

Top Bend Neon Led Strip 15W/m 900lm CRI90 24VDC 50.000h IP67 5M/roll



Height	Eavg,Emax	Angle:120 deg	Diameter
1m	44.75,158.0lx		300.08cm
2m	11.19,39.51lx		600.16cm
3m	4.972,17.56lx		900.24cm
4m	2.797,9.877lx		1200.32cm
5m	1.790,6.322lx		1500.40cm
6m	1.243,4.390lx		1800.48cm
7m	0.9133,3.225lx		2100.56cm
8m	0.6992,2.469lx		2400.64cm
9m	0.5525,1.951lx		2700.72cm
10m	0.4475,1.580lx		3000.80cm

Description

LED Strip, adopting self-encapsulated LED, highlight SMD, silicone extrusion, flexible FPC. High-energy efficacy achieving up to 100lm/W, 3 steps MacAdam, soft light to perfectly present the object without black spot and dark area.

No need to attach aluminum profile for heat sink, various of connection accessories can be optionally sold separately.

Customized length available up to 5m per roll.

Change atmosphere by tuning the color temperature (2000K to 6000K) and dimming control systems are for choice.

Short cuttable unit suitable for furniture lighting, and for unpredictable requirements on site, applying to indoor and outdoor lighting, furniture, advertisement and other supporting usages.

Protections grades of IP67 and IP68 can be achieved by adopting silicone integrated extrusion, nano coating and other protection processes.



Technical data

Light source	LED SMD	
System Wattage	10W/m	15W/m
Luminous flux	600lm	900lm
Luminous efficiency	60lm/w or option	
Colour Temperature	2700K, 3000K, 4000K, 6000K	
Colour Rendering Index	CRI>90 [CRI95]	
Colour Deviation	SDCM<3	
Beam Angle	120°	
Max.Length	5m	
Cut length	50mm	
Led/m	120pcs	
Anti-glare Rating	-	
Service Lifetime	50.000 Hrs L70 B20 Ta25	
Ingress Protection	IP67	Option
Operation Voltage	24VDC	
Operation Temperature	-20°C ~ 45°C	
Lighting control (option)	Dali, 0-10V, Triac, Wireless	

Accessories



RZ-TB01A



RZ-TB01C



RZ-TB01D

Notes

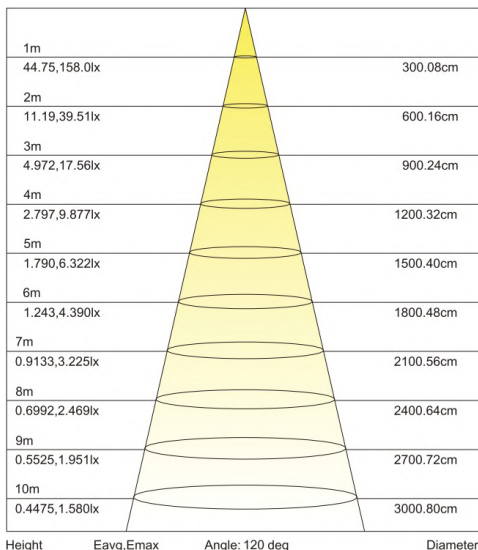
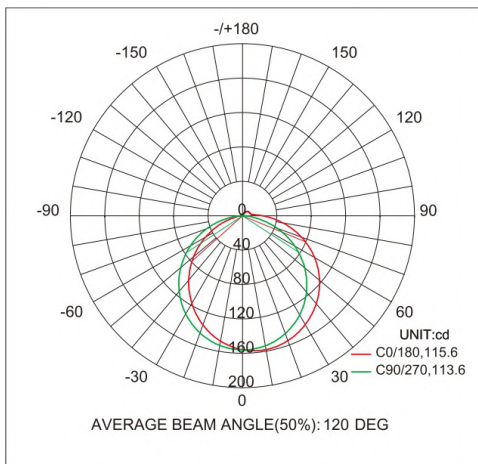
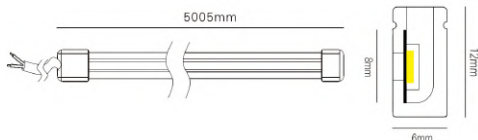
-

RZ1067SNS

Side Bend Neon Led Strip 10W/m 600lm CRI90 24VDC 50.000h IP67 5M/roll

RZ1567SNS

Side Bend Neon Led Strip 15W/m 900lm CRI90 24VDC 50.000h IP67 5M/roll



Description

LED Strip, adopting self-encapsulated LED, highlight SMD, silicone extrusion, flexible FPC. High-energy efficacy achieving up to 100lm/W, 3 steps MacAdam, soft light to perfectly present the object without black spot and dark area. No need to attach aluminum profile for heat sink, various of connection accessories can be optionally sold separately. Customized length available up to 5m per roll. Change atmosphere by tuning the color temperature (2000K to 6000K) and dimming control systems are for choice. Short cuttable unit suitable for furniture lighting, and for unpredictable requirements on site, applying to indoor and outdoor lighting, furniture, advertisement and other supporting usages. Protections grades of IP67 and IP68 can be achieved by adopting silicone integrated extrusion, nano coating and other protection processes.



Technical data

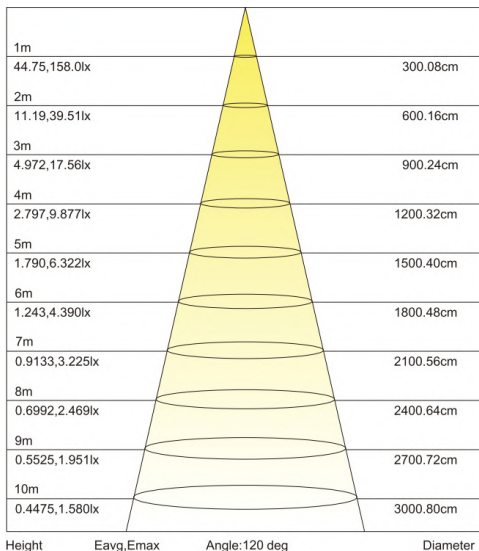
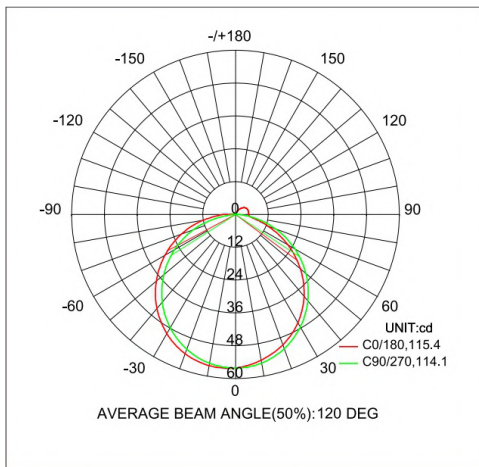
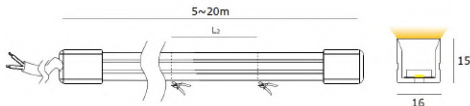
Light source	LED SMD	
System Wattage	10W/m	15W/m
Luminous flux	600lm	900lm
Luminous efficiency	60lm/w or option	
Colour Temperature	2700K, 3000K, 4000K, 6000K	
Colour Rendering Index	CRI>90 [CRI95]	
Colour Deviation	SDCM<3	
Beam Angle	120°	
Max.Length	5m	
Cut length	50mm	
Led/m	120pcs	
Anti-glare Rating	-	
Service Lifetime	50.000 Hrs L70 B20 Ta25	
Ingress Protection	IP67	Option
Operation Voltage	24VDC	
Operation Temperature	-20°C ~ 45°C	
Lighting control (option)	Dali, 0-10V, Triac, Wireless	

Accessories



Notes

-



RZ0667TNF

Top Bend Neon Flexible Led Strip 6W/m 360lm CRI90 24VDC 50.000h IP67

RZ1067TNF

Top Bend Neon Flexible Led Strip 10W/m 600lm CRI90 24VDC 50.000h IP67

RZ1567TNF

Top Bend Neon Flexible Led Strip 15W/m 900lm CRI90 24VDC 50.000h IP67

Description

LED Strip, adopting self-encapsulated LED, highlight SMD, silicone extrusion, flexible FPC. High-energy efficacy achieving up to 100lm/W, 3 steps MacAdam, soft light to perfectly present the object without black spot and dark area.

No need to attach aluminum profile for heat sink, various of connection accessories can be optionally sold separately.

Customized length available up to [10m] 20m per roll.

Change atmosphere by tuning the color temperature (2000K to 6000K) and dimming control systems are for choice.

Short cuttable unit suitable for furniture lighting, and for unpredictable requirements on site, applying to indoor and outdoor lighting, furniture, advertisement and other supporting usages.

Protections grades of IP67 and IP68 can be achieved by adopting silicone integrated extrusion, nano coating and other protection processes.



Technical data

Light source	LED SMD		
System Wattage	6W/m	10W/m	15W/m
Luminous flux	360lm/m	600lm/m	900lm/m
Luminous efficiency	60lm/w or option		
Colour Temperature	2700K, 3000K, 4000K, 6000K, [27K+60K], RGB[W]		
Colour Rendering Index	CRI>90; [CRI95]		
Colour Deviation	SDCM<3		
Beam Angle	120°		
Max.Length	5-20m		
Cut length	50mm (Mono & TW) 62.5mm (RGB[W])		
Led/m	-		
Anti-glare Rating	-		
Service Lifetime	50.000 Hrs L70 B20 Ta25		
Ingress Protection	IP67		
Operation Voltage	24VDC		
Operation Temperature	-20°C ~ 45°C		
Lighting control (option)	Dali, 0-10V, Triac, DMX, Wireless		

Accessories



RZ-TB02A



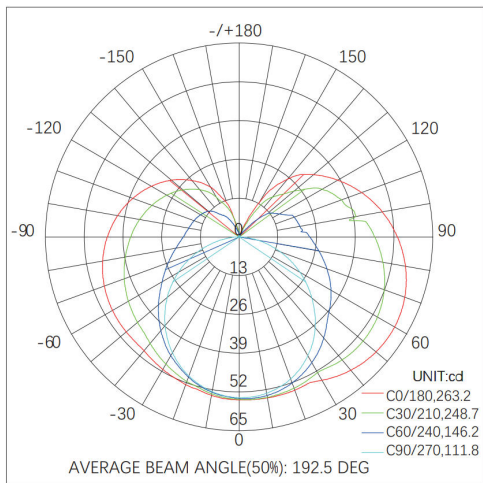
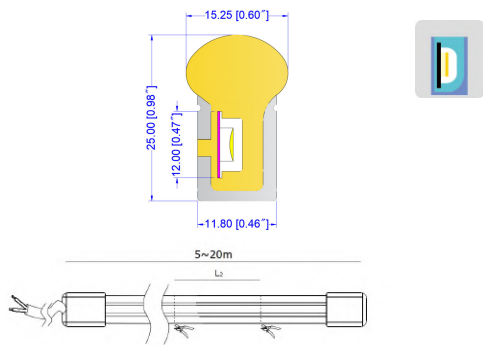
RZ-TB02C



RZ-TB02D

Notes

-



Height	Eavg,Emax	Angle: 120 deg	Diameter
1m	44.75,158.0lx		300.08cm
2m	11.19,39.51lx		600.16cm
3m	4.972,17.56lx		900.24cm
4m	2.797,9.877lx		1200.32cm
5m	1.790,6.322lx		1500.40cm
6m	1.243,4.390lx		1800.48cm
7m	0.9133,3.225lx		2100.56cm
8m	0.6992,2.469lx		2400.64cm
9m	0.5525,1.951lx		2700.72cm
10m	0.4475,1.580lx		3000.80cm

Indoor | Led Strip

RZ0568SNF

Side Bend Neon Flexible Led Strip 5W/m 300lm CRI90 24VDC 50.000h IP68

RZ1068SNF

Side Bend Neon Flexible Led Strip 10W/m 600lm CRI90 24VDC 50.000h IP68

RZ1568SNF

Side Bend Neon Flexible Led Strip 15W/m 900lm CRI90 24VDC 50.000h IP68

Description

LED Strip, adopting self-encapsulated LED, highlight SMD, silicone extrusion, flexible FPC. High-energy efficacy achieving up to 100lm/W, 3 steps MacAdam, soft light to perfectly present the object without black spot and dark area. Anti-UV grade UVA-340.

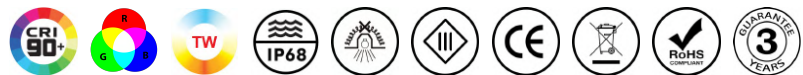
No need to attach aluminum profile for heat sink, various of connection accessories can be optionally sold separately.

Customized length available up to [10m] 20m per roll.

Change atmosphere by tuning the color temperature (2000K to 6000K) and dimming control systems are for choice.

Short cuttable unit suitable for furniture lighting, and for unpredictable requirements on site, applying to indoor and outdoor lighting, furniture, advertisement and other supporting usages.

Protections grades of IP67 and IP68 can be achieved by adopting silicone integrated extrusion, nano coating and other protection processes.



Technical data

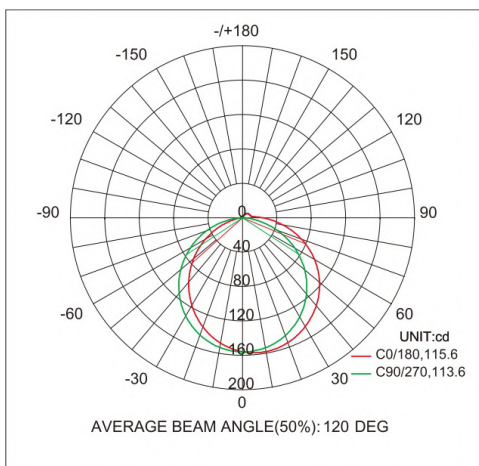
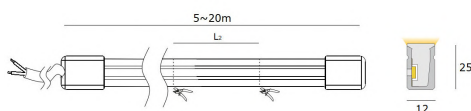

Light source	LED SMD		
System Wattage	5W/m	10W/m	15W/m
Luminous flux	300lm/m	600lm/m	900lm/m
Luminous efficiency	50lm/w or option		
Colour Temperature	2700K, 3000K, 4000K, 6000K, [24K+60K], RGB[W]		
Colour Rendering Index	CRI>90; [CRI95]		
Colour Deviation	SDCM<3		
Beam Angle	193°		
Max.Length	5-20m		
Cut length	50mm		
Led/m	-		
Anti-glare Rating	-		
Service Lifetime	50.000 Hrs L70 B20 Ta25		
Ingress Protection	IP68		
Operation Voltage	24VDC		
Operation Temperature	-20°C ~ 45°C		
Lighting control (option)	Dali, 0-10V, Triac, DMX, Wireless		

Accessories



Notes

-



Height	Eavg, Emax	Angle: 120 deg	Diameter
1m	44.75, 158.0lx		300.08cm
2m	11.19, 39.51lx		600.16cm
3m	4.972, 17.56lx		900.24cm
4m	2.797, 9.877lx		1200.32cm
5m	1.790, 6.322lx		1500.40cm
6m	1.243, 4.390lx		1800.48cm
7m	0.9133, 3.225lx		2100.56cm
8m	0.6992, 2.469lx		2400.64cm
9m	0.5525, 1.951lx		2700.72cm
10m	0.4475, 1.580lx		3000.80cm

RZO668SNS

Side Bend Neon Flexible Led Strip 6W/m 360lm CRI90 24VDC 50.000h IP68

RZ1068SNS

Side Bend Neon Flexible Led Strip 10W/m 600lm CRI90 24VDC 50.000h IP68

RZ1568SNS

Side Bend Neon Flexible Led Strip 15W/m 900lm CRI90 24VDC 50.000h IP68

Description

LED Strip, adopting self-encapsulated LED, highlight SMD, silicone extrusion, flexible FPC. High-energy efficacy achieving up to 100lm/W, 3 steps MacAdam, soft light to perfectly present the object without black spot and dark area.

No need to attach aluminum profile for heat sink, various of connection accessories can be optionally sold separately.

Customized length available up to [10m] 20m per roll.

Change atmosphere by tuning the color temperature (2000K to 6000K) and dimming control systems are for choice.

Short cuttable unit suitable for furniture lighting, and for unpredictable requirements on site, applying to indoor and outdoor lighting, furniture, advertisement and other supporting usages.

Protections grades of IP67 and IP68 can be achieved by adopting silicone integrated extrusion, nano coating and other protection processes.



Technical data

Light source	LED SMD		
System Wattage	6W/m	10W/m	15W/m
Luminous flux	360lm/m	600lm/m	900lm/m
Luminous efficiency	60lm/w or option		
Colour Temperature	2700K, 3000K, 4000K, 6000K, [27K+60K], RGB[W]		
Colour Rendering Index	CRI>90; [CRI95]		
Colour Deviation	SDCM<3		
Beam Angle	120°		
Max.Length	5-20m		
Cut length	50mm (Mono & TW) 62.5mm (RGB[W])		
Led/m	-		
Anti-glare Rating	-		
Service Lifetime	50.000 Hrs L70 B20 Ta25		
Ingress Protection	IP68		
Operation Voltage	24VDC		
Operation Temperature	-20°C ~ 45°C		
Lighting control (option)	Dali, 0-10V, Triac, DMX, Wireless		

Accessories



RZ-SB03A



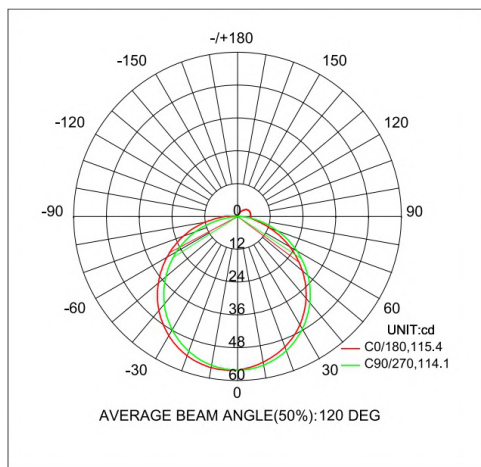

RZ-SB03C



RZ-SB03D

Notes

-



Height	Eavg, Emax	Angle: 120 deg	Diameter
1m	44.75, 158.0lx		300.08cm
2m	11.19, 39.51lx		600.16cm
3m	4.972, 17.56lx		900.24cm
4m	2.797, 9.877lx		1200.32cm
5m	1.790, 6.322lx		1500.40cm
6m	1.243, 4.390lx		1800.48cm
7m	0.9133, 3.225lx		2100.56cm
8m	0.6992, 2.469lx		2400.64cm
9m	0.5525, 1.951lx		2700.72cm
10m	0.4475, 1.580lx		3000.80cm

RZ0568TNS

Top Bend Neon Led Strip 5W/m 300lm CRI90 24VDC 50.000h IP68

RZ1068TNS

Top Bend Neon Led Strip 10W/m 600lm CRI90 24VDC 50.000h IP68

RZ1568TNS

Top Bend Neon Led Strip 15W/m 900lm CRI90 24VDC 50.000h IP68

Description

LED Strip, adopting self-encapsulated LED, highlight SMD, silicone extrusion, flexible FPC. High-energy efficacy achieving up to 100lm/W, 3 steps MacAdam, soft light to perfectly present the object without black spot and dark area.

No need to attach aluminum profile for heat sink, various of connection accessories can be optionally sold separately.

Customized length available up to 5m per roll.

Change atmosphere by tuning the color temperature (2000K to 6000K) and dimming control systems are for choice.

Short cuttable unit suitable for furniture lighting, and for unpredictable requirements on site, applying to indoor and outdoor lighting, furniture, advertisement and other supporting usages.

Protections grades of IP67 and IP68 can be achieved by adopting silicone integrated extrusion, nano coating and other protection processes.



Technical data

Light source	LED SMD		
System Wattage	5W/m	10W/m	15W/m
Luminous flux	300lm	600lm	900lm
Luminous efficiency	60lm/w or option		
Colour Temperature	2700K, 3000K, 4000K, 6000K, [27K+60K], RGBW		
Colour Rendering Index	CRI>90; [CRI95]		
Colour Deviation	SDCM<3		
Beam Angle	120°		
Max.Length	20m		
Cut length	50mm (Mono & TW) 62.5mm (RGB[W])		
Led/m	120pcs or option		
Anti-glare Rating	-		
Service Lifetime	50.000 Hrs L70 B20 Ta25		
Ingress Protection	IP68		
Operation Voltage	24VDC		
Operation Temperature	-20°C ~ 45°C		
Lighting control (option)	Dali, 0-10V, Triac, DMX, Wireless		

Accessories



RZ-TB03A



RZ-TB03C



RZ-TB03D

Notes

-

RZ5070L12

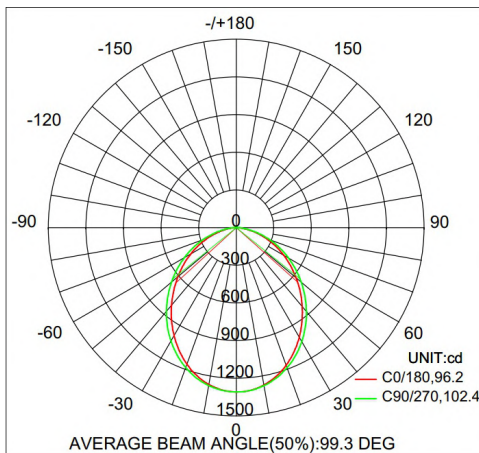
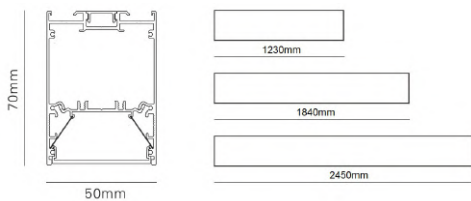
Linear Light Fixture Rigid Bar 30W 3000lm CRI90 50.000h 100° 220VAC L1230mm With PC Cover Silvery Color IP40

RZ5070L18

Linear Light Fixture Rigid Bar 45W 4500lm CRI90 50.000h 100° 220VAC L1840mm With PC Cover Silvery Color IP40

RZ5070L24

Linear Light Fixture Rigid Bar 60W 6000lm CRI90 50.000h 100° 220VAC L2450mm With PC Cover Silvery Color IP40



More Option:



.GL (Grille Light) .LL (Lens Light) .HC (Honeycomb)

Description

Linear direct and indirect light luminaire with housing made of anodised aluminium profile with matt or textured paint finish.

Frosted diffuser for direct light and clear diffuser for indirect light with user friendly clipping system. Aluminium end caps.

Separate Circuits.

Suspension and connection accessories available can be optionally sold separately. Supply base made of aluminium, clear power cable and steel suspension cables with millimetric height adjustment system.

High-energy efficacy achieving up to 100lm/W, 3 steps MacAdam, soft light to perfectly present the object without black spot and dark area.

Support 0-10V, PWM and Resistor dimming solution, expand connection with lighting control devices according to your needs with dimming and hold time on and off or constant illuminance hold-time on and off photosensitive module.



Technical data

Light source	LED SMD		
System Wattage	30W	45W	60W
Luminous flux	3000lm	4500lm	6000lm
Luminous efficiency	100lm/w or option		
Colour Temperature	2700K, 3000K, 4000K, 5000K, 6000K, [2700K~6000K]		
Colour Rendering Index	CRI>90		
Colour Deviation	SDCM<3		
Beam Angle	100°		
Anti-glare Rating	UGR<16		
Service Lifetime	50.000 Hrs L70 B20 Ta25		
Ingress Protection	IP40		
Operation Voltage	220-240VAC, 50Hz		
Operation Temperature	-20°C ~ 45°C		
Frame	Aluminum		
Installation way	Pendant, Recessed, Surface, Wall mounted		
Finishing	Silver, Matt White, Matt Black		
Lighting control (option)	Dali, 0-10V, Triac, DMX, Wireless		

Accessories



Notes

-

RZ72RL12

Linear Light Recessed Fixture Rigid Bar Led 34W 3400lm CRI90 50.000h 100° L1241mm With PC Cover Silvery Color IP40

RZ72RL18

Linear Light Recessed Fixture Rigid Bar Led 51W 5100lm CRI90 50.000h 100° L1850mm With PC Cover Silvery Color IP40

RZ72RL24

Linear Light Recessed Fixture Rigid Bar Led 68W 6800lm CRI90 50.000h 100° L2460mm With PC Cover Silvery Color IP40

Description

Linear direct and indirect light luminaire with housing made of anodised aluminium profile with matt or textured paint finish.

Frosted diffuser for direct light and clear diffuser for indirect light with user friendly clipping system. Aluminium end caps.

Separate Circuits.

Suspension and connection accessories available can be optionally sold separately. Supply base made of aluminium, clear power cable and steel suspension cables with millimetric height adjustment system.

High-energy efficacy achieving up to 100lm/W, 3 steps MacAdam, soft light to perfectly present the object without black spot and dark area.

Dimming driver can be optionally sold separately: Dali, 0-10V, Triac, Wireless, DMX, ...



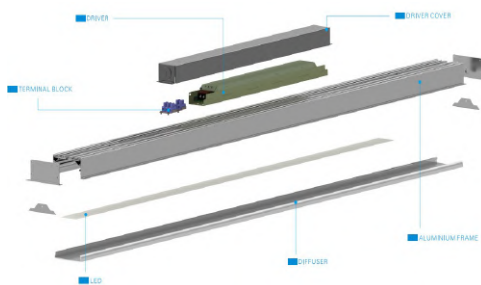
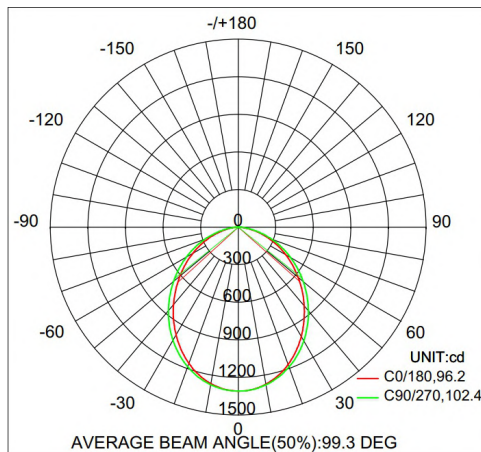
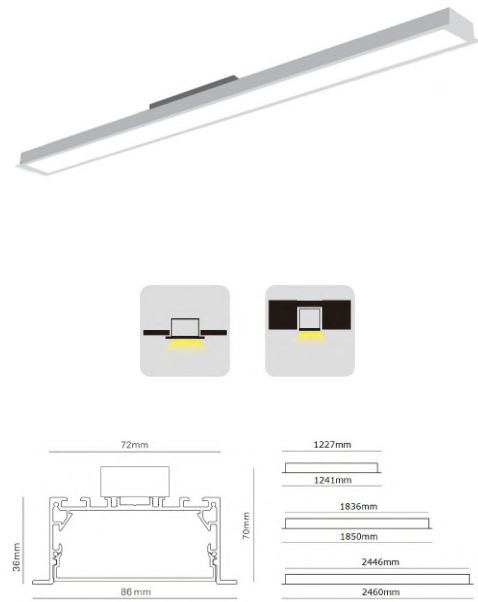
Technical data

Light source	LED SMD		
System Wattage	34W	51W	68W
Luminous flux	3400lm	5100lm	6800lm
Luminous efficiency	100lm/w or option		
Colour Temperature	2700K, 3000K, 4000K, 5000K, 6000K, [2700-6000K]		
Colour Rendering Index	CRI>90		
Colour Deviation	SDCM<3		
Beam Angle	100°		
Anti-glare Rating	UGR<19		
Service Lifetime	50.000 Hrs L70 B20 Ta25		
Ingress Protection	IP40		
Operation Voltage	220-240VAC, 50Hz		
Operation Temperature	-20°C ~ 45°C		
Frame	Aluminum		
Installation way	Pendant, Recessed, Surface		
Finishing	Silver, Matt White, Matt Black		
Lighting control (option)	Dali, 0-10V, Triac, Wireless, DMX		

Accessories



Notes



RZ5570L12

Linear Light Fixture Led Rigid Bar 30W 3000lm CRI90 50.000h 96° 3-in-1 Dimmable Driver (0~10V, Resistor and PWM) AC 100-277VAC L1230mm With PC Cover Silvery Color IP40

RZ5570L24

Linear Light Fixture Led Rigid Bar 60W 6000lm CRI90 50.000h 96° 3-in-1 Dimmable Driver (0~10V, Resistor and PWM) AC 100-277VAC L2450mm With PC Cover Silvery Color IP40

Description

Linear direct and indirect light luminaire with housing made of anodised aluminium profile with matt or textured paint finish.

Frosted diffuser for direct light and clear diffuser for indirect light with user friendly clipping system. Aluminium end caps.

Separate Circuits.

Suspension and connection accessories available can be optionally sold separately. Supply base made of aluminium, clear power cable and steel suspension cables with millimetric height adjustment system.

High-energy efficacy achieving up to 100lm/W, 3 steps MacAdam, soft light to perfectly present the object without black spot and dark area.

Support 0-10V, PWM and Resistor dimming solution, expand connection with lighting control devices according to your needs with dimming and hold time on and off or constant illuminance hold-time on and off photosensitive module.



Technical data

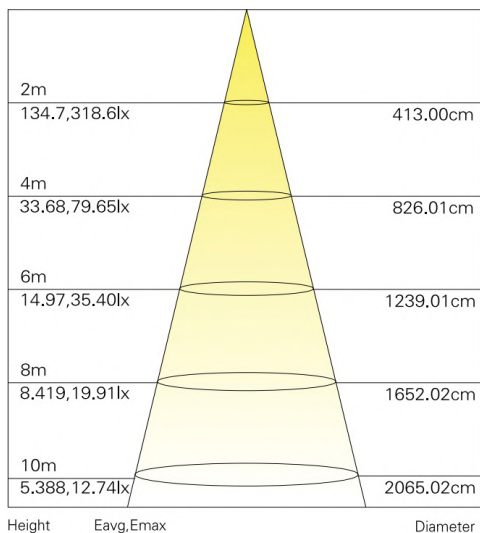
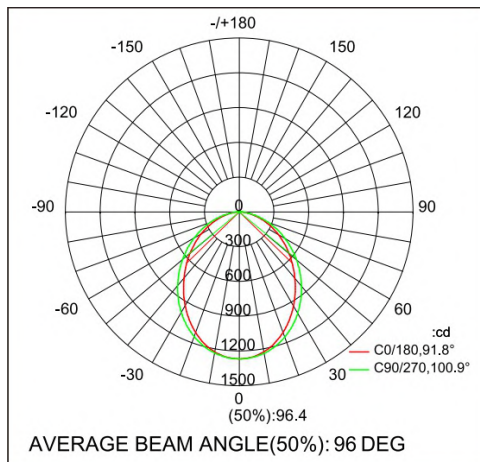
Light source	LED SMD	
System Wattage	30W	60W
Luminous flux	3000lm	6000lm
Luminous efficiency	100lm/w or option	
Colour Temperature	2700K, 3000K, 4000K, 5000K, 6000K	
Colour Rendering Index	CRI>90	
Colour Deviation	SDCM<3	
Beam Angle	96°	
Anti-glare Rating	UGR<19	
Service Lifetime	50.000 Hrs L70 B20 Ta25	
Ingress Protection	IP40	
Operation Voltage	220-240VAC, 50Hz	
Operation Temperature	-20°C ~ 45°C	
Frame	Aluminum	
Installation way	Pendant, Recessed, Surface, Wall mounted	
Finishing	Silver, Matt White, Matt Black	
Dimming range	1-100% with 0-10V Driver integrated	
Lighting control (option)	Dali, 0-10V, Triac, Wireless	

Accessories



Notes

-



RZ5570CL12

CCT Tunable Linear Light Fixture Rigid Bar 22W 2200lm CRI90 50.000h 2700K~6000K 96°
RF 2.4G CCT Tunable Driver AC 100-240V 50/60Hz L1230mm With PC Cover Silvery Color IP40

RZ5570CL24

CCT Tunable Linear Light Fixture Rigid Bar 44W 4400lm CRI90 50.000h 2700K~6000K 96°
RF 2.4G CCT Tunable Driver AC 100-240V 50/60Hz L2450mm With PC Cover Silvery Color IP40

Description

Linear direct and indirect light luminaire with housing made of anodised aluminium profile with matt or textured paint finish.

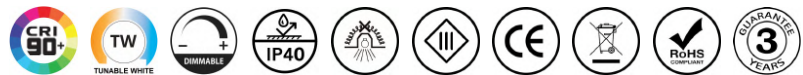
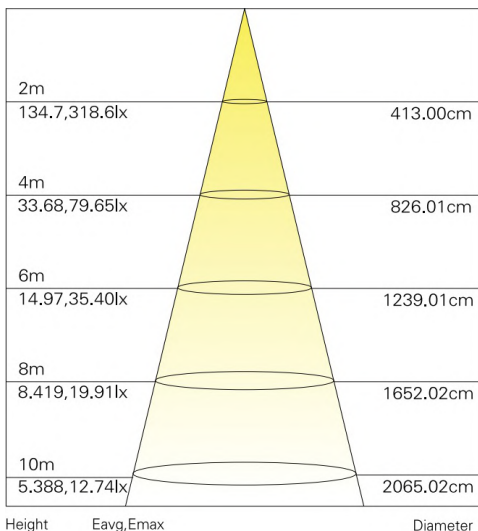
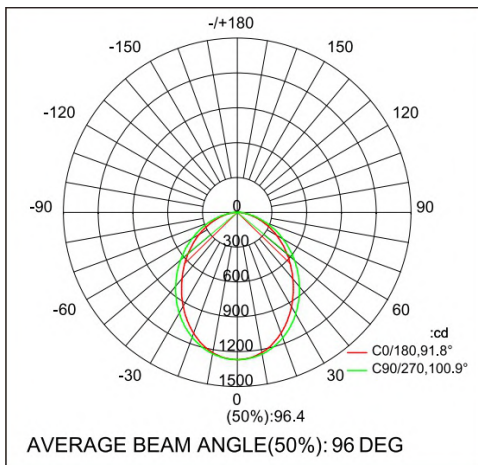
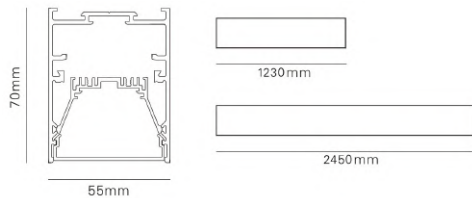
Frosted diffuser for direct light and clear diffuser for indirect light with user friendly clipping system. Aluminium end caps.

Separate Circuits.

Suspension and connection accessories available can be optionally sold separately. Supply base made of aluminium, clear power cable and steel suspension cables with millimetric height adjustment system.

High-energy efficacy achieving up to 100lm/W, 3 steps MacAdam, soft light to perfectly present the object without black spot and dark area.

Support 0-10V, PWM and Resistor dimming solution, expand connection with lighting control devices according to your needs with dimming and hold time on and off or constant illuminance hold-time on and off photosensitive module.



Technical data

Light source	LED SMD	
System Wattage	22W	44W
Luminous flux	2200lm	4400lm
Luminous efficiency	100lm/w or option	
Colour Temperature	2700K~6000K	
Colour Rendering Index	CRI>90	
Colour Deviation	SDCM<3	
Beam Angle	96°	
Anti-glare Rating	UGR<19	
Service Lifetime	50.000 Hrs L70 B20 Ta25	
Ingress Protection	IP40	
Operation Voltage	220-240VAC, 50Hz	
Operation Temperature	-20°C ~ 45°C	
Frame	Aluminum	
Installation way	Pendant, Recessed, Surface, Wall mounted	
Finishing	Silver, Matt White, Matt Black	
Dimming range	0-100% with RF 2.4G integrated Tunable White	
Lighting control (option)	Dali, 0-10V, Wireless	

Accessories



Notes

-

RZ5580DL12

Up & Down Linear Light Fixture Led Rigid Bar 45W 4500lm [Up 18W 1800lm Down 27W 2700lm] CRI90 50.000h 96° 3-in-1 Dimmable Driver (0~10V, Resistor and PWM) AC 100-277VAC L1230mm With PC Cover Silvery Color IP40

RZ5580DL24

Up & Down Linear Light Fixture Led Rigid Bar 90W 9000lm [Up 36W 3600lm Down 54W 5400lm] CRI90 50.000h 96° 3-in-1 Dimmable Driver (0~10V, Resistor and PWM) AC 100-277VAC L2450mm With PC Cover Silvery Color IP40

Description

Linear direct and indirect light luminaire with housing made of anodised aluminium profile with matt or textured paint finish.

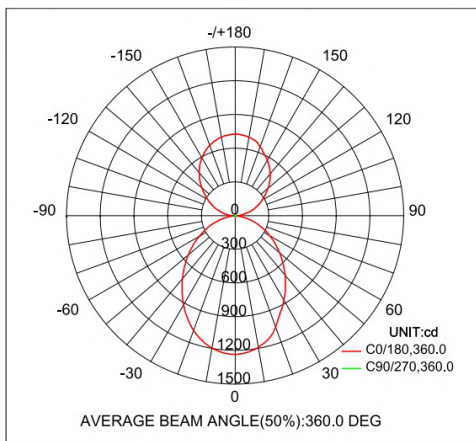
Frosted diffuser for direct light and clear diffuser for indirect light with user friendly clipping system. Aluminium end caps.

Separate Circuits.

Suspension and connection accessories available can be optionally sold separately. Supply base made of aluminium, clear power cable and steel suspension cables with millimetric height adjustment system.

High-energy efficacy achieving up to 100lm/W, 3 steps MacAdam, soft light to perfectly present the object without black spot and dark area.

Support 0-10V, PWM and Resistor dimming solution, expand connection with lighting control devices according to your needs with dimming and hold time on and off or constant illuminance hold-time on and off photosensitive module.



Technical data

Light source	LED SMD
System Wattage	45W [Up 18W 1800lm Down 27W 2700lm] 90W [Up 36W 3600lm Down 54W 5400lm]
Luminous flux	4500lm 9000lm
Luminous efficiency	100lm/w or option
Colour Temperature	2700K, 3000K, 4000K, 5000K, 6000K
Colour Rendering Index	CRI>90
Colour Deviation	SDCM<3
Beam Angle	96°
Anti-glare Rating	UGR<19
Service Lifetime	50.000 Hrs L70 B20 Ta25
Ingress Protection	IP40
Operation Voltage	220-240VAC, 50Hz
Operation Temperature	-20°C ~ 45°C
Frame	Aluminum
Installation way	Pendant, Recessed, Surface, Wall mounted
Finishing	Silver, Matt White, Matt Black
Dimming range	1-100% with 0-10V Driver integrated
Lighting control (option)	Dali, 0-10V, Wireless

Accessories



Notes

-



RZ9090WL12

Linear Light Fixture Led Rigid Bar 45W 4500lm CRI90 50.000h 96° 3-in-1 Dimmable Driver (0~10V, Resistor and PWM) AC 100-277VAC L1237mm With PC Cover Silvery Color IP66

RZ9090WL24

Linear Light Fixture Led Rigid Bar 90W 9000lm CRI90 50.000h 96° 3-in-1 Dimmable Driver (0~10V, Resistor and PWM) AC 100-277VAC L2456mm With PC Cover Silvery Color IP66

Description

Linear direct and indirect light luminaire with housing made of anodised aluminium profile with matt or textured paint finish.

Frosted diffuser for direct light and clear diffuser for indirect light with user friendly clipping system. Aluminium end caps.

Separate Circuits.

Suspension and connection accessories available can be optionally sold separately. Supply base made of aluminium, clear power cable and steel suspension cables with millimetric height adjustment system.

High-energy efficacy achieving up to 100lm/W, 3 steps MacAdam, soft light to perfectly present the object without black spot and dark area.

Support 0-10V, PWM and Resistor dimming solution, expand connection with lighting control devices according to your needs with dimming and hold time on and off or constant illuminance hold-time on and off photosensitive module.


Protection mode IP66: dust-proof and water jet-proof.



Technical data

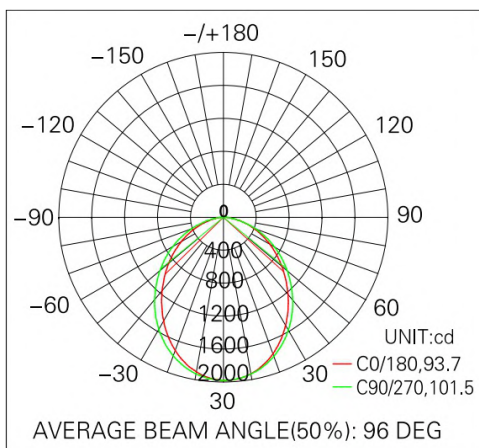
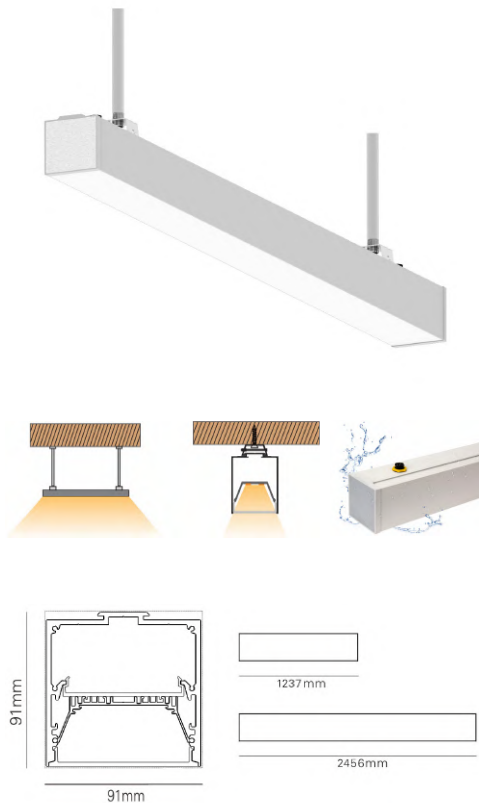
Light source	LED SMD	
System Wattage	45W	90W
Luminous flux	4500lm	9000lm
Luminous efficiency	100lm/w or option	
Colour Temperature	2700K, 3000K, 4000K, 5000K, 6000K	
Colour Rendering Index	CRI>90	
Colour Deviation	SDCM<3	
Beam Angle	96°	
Anti-glare Rating	UGR<19	
Service Lifetime	50.000 Hrs L70 B20 Ta25	
Ingress Protection	IP66	
Operation Voltage	220-240VAC, 50Hz	
Operation Temperature	-20°C ~ 45°C	
Frame	Aluminum	
Installation way	Pendant, Recessed, Surface, Wall mounted	
Finishing	Silver, Matt White, Matt Black	
Dimming range	1-100% with 0-10V Driver integrated	
Lighting control (option)	Dali, 0-10V, Wireless	

Accessories



Notes

-



1m		
814.6,1984lx		213.17cm
2m		
203.7,496.0lx		426.35cm
3m		
90.51,220.4lx		639.52cm
4m		
50.91,124.0lx		852.70cm
5m		
32.59,79.36lx		1065.87cm
6m		
22.63,55.11lx		1279.04cm
7m		
16.63,40.49lx		1492.22cm
8m		
12.73,31.00lx		1705.39cm
9m		
10.06,24.49lx		1918.57cm
10m		
8.146,19.84lx		2131.74cm

Height Eavg,Emax Angle:96deg Diameter

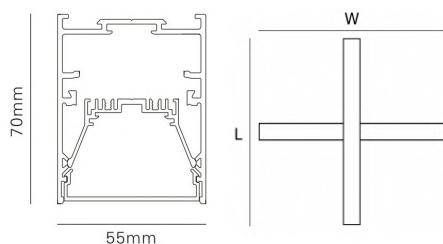


RZ5570X06

Linear Light Cross Fixture With Rigid Bar Led 30W 3000lm 96° CRI90 50.000h 220VAC W615*L615mm With PC Cover IP40

RZ5570X12

Linear Light Cross Fixture With Rigid Bar Led 60W 6000lm 96° CRI90 50.000h 220VAC W1230*L1230mm With PC Cover IP40



[W & L (mm): 615x615; 1230x1230; Customized]

Description

Linear direct and indirect light luminaire with housing made of anodised aluminium profile with matt or textured paint finish.

Frosted diffuser for direct light and clear diffuser for indirect light with user friendly clipping system. Aluminium end caps.

Separate Circuits.

Suspension and connection accessories available can be optionally sold separately. Supply base made of aluminium, clear power cable and steel suspension cables with millimetric height adjustment system.

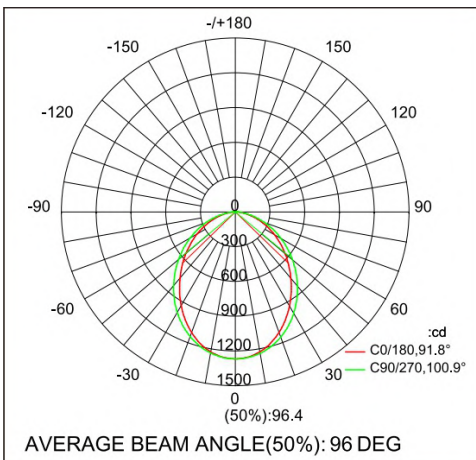
High-energy efficacy achieving up to 100lm/W, 3 steps MacAdam, soft light to perfectly present the object without black spot and dark area.

Support 0-10V, PWM and Resistor dimming solution, expand connection with lighting control devices according to your needs with dimming and hold time on and off or constant illuminance hold-time on and off photosensitive module.



Technical data

Light source	LED SMD	
System Wattage	30W	60W
Luminous flux	3000lm	6000lm
Luminous efficiency	100lm/w or option	
Colour Temperature	2700K, 3000K, 4000K, 5000K, 6000K	
Colour Rendering Index	CRI>90	
Colour Deviation	SDCM<3	
Beam Angle	96°	
Anti-glare Rating	UGR<19	
Service Lifetime	50.000 Hrs L70 B20 Ta25	
Ingress Protection	IP40	
Operation Voltage	220-240VAC, 50Hz	
Operation Temperature	-20°C ~ 45°C	
Frame	Aluminum	
Installation way	Pendant, Recessed, Surface, Wall mounted	
Finishing	Silver, Matt White, Matt Black	
Lighting control (option)	Dali, 0-10V, Triac, Wireless	



2m	134,7,318.6lx	413.00cm
4m	33.68,79.65lx	826.01cm
6m	14.97,35.40lx	1239.01cm
8m	8.419,19.91lx	1652.02cm
10m	5.388,12.74lx	2065.02cm
Height	Eavg,Emax	Diameter

Accessories



Notes

-

LED

Light source adopts high efficiency with CRI>90 LEDs, 2700K, 3000K, 4000K and 6000K are available, customized CCT and CRI>90 also could be for choice. Lighting efficiency of whole linear light fixture reaches 110LM~125LM per watt.

STRAIGHT CONNECTOR

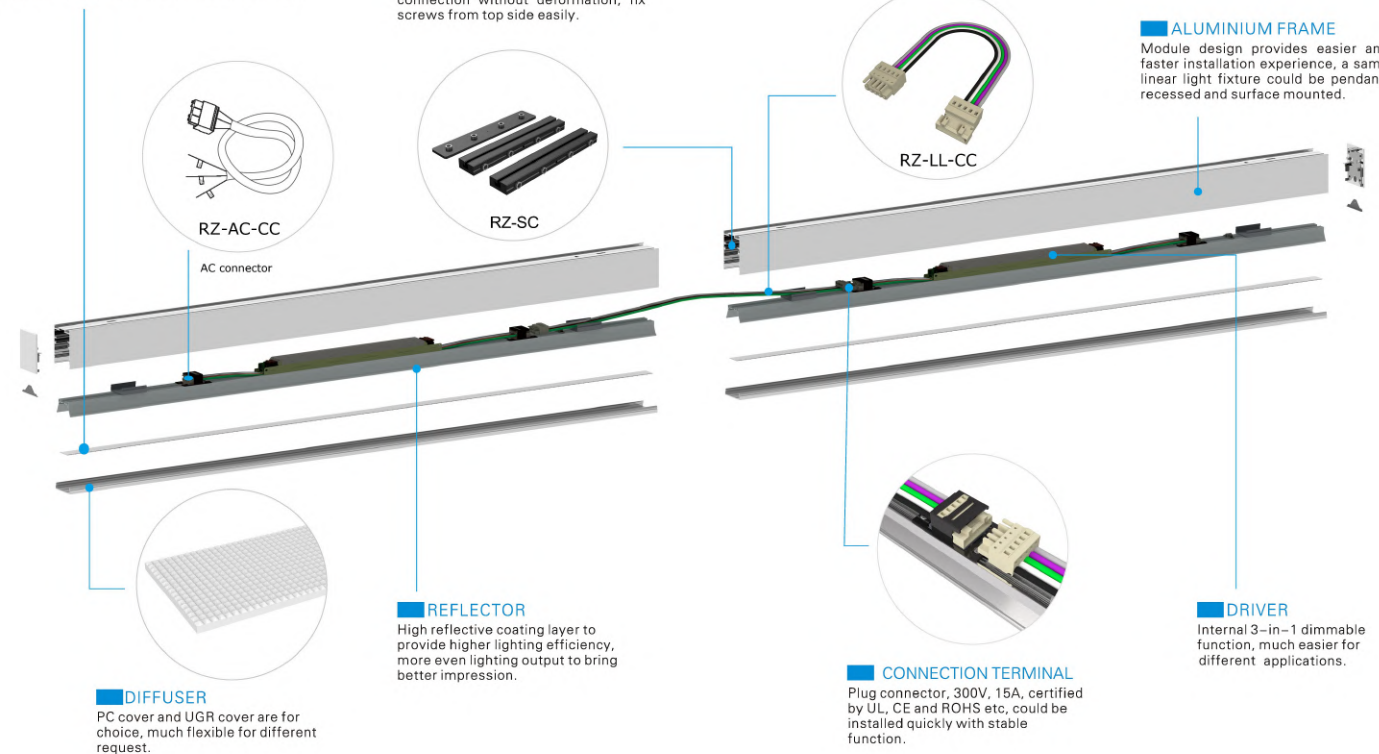
L-180 connectors with super strength, could do long-line connection without deformation, fix screws from top side easily.

CONNECTION CABLE

Several lighting fixtures could be connected quickly and safely by cables with male and female connector.

ALUMINIUM FRAME

Module design provides easier and faster installation experience, a same linear light fixture could be pendant, recessed and surface mounted.



OUTDOOR WATERPROOF LINEAR LIGHTING FIXTURE

- Aluminum profile, surface treatment by oxidation or metal powder painting which is special for outdoor, good thermostability and low temperature resistance, good resistance to acids and alkalis;
- PC diffuser, anti-UV, fire-protection rating 94-V2;
- Linkable, ladder structure design, easy assembly and disassembly;
- Integrated aluminum end cap with silicone seal ring, fix by screws, fashion surface;
- Internal LED driver, 0~10v dimming or without dimming
- 4ft or 8ft, lifespan ≥ 5 years
- IP66, IK10

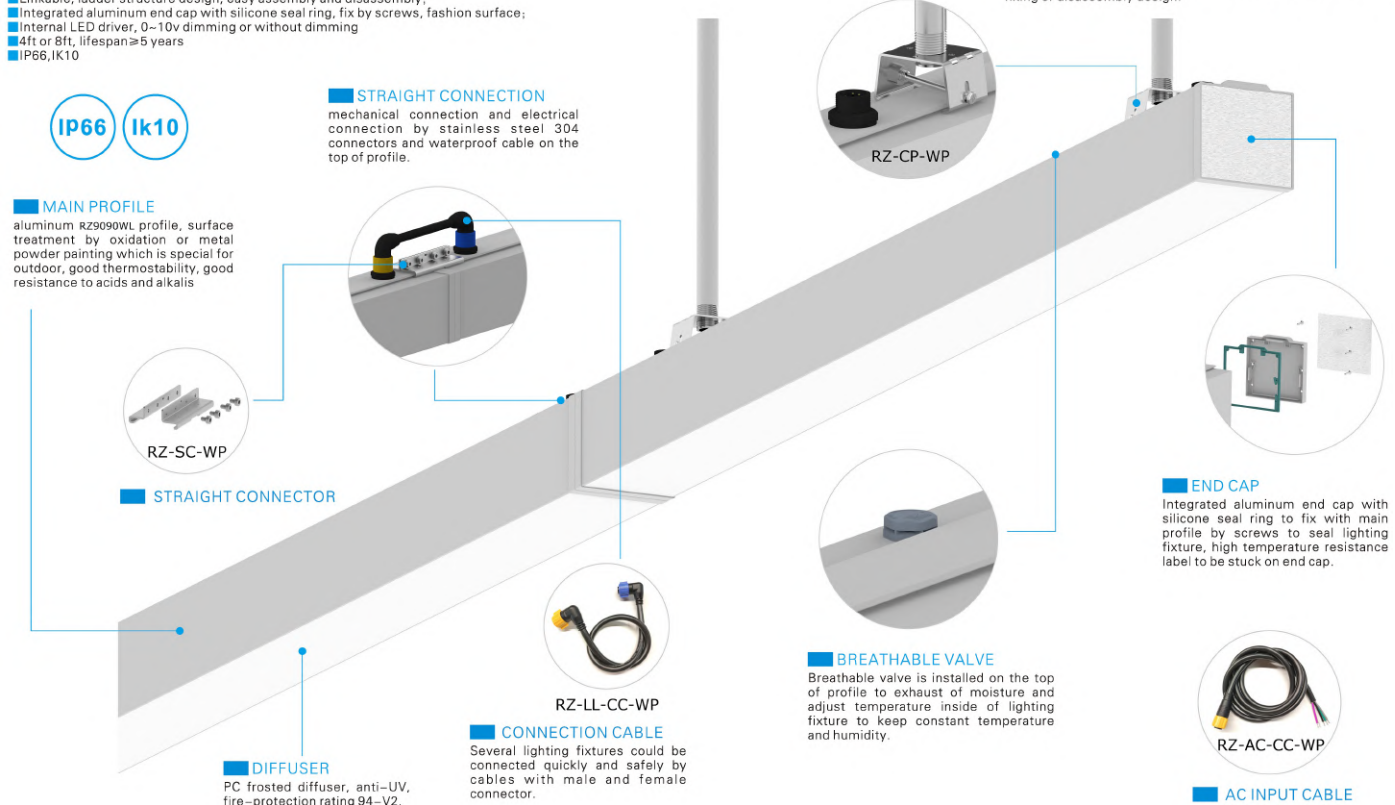
IP66 IK10

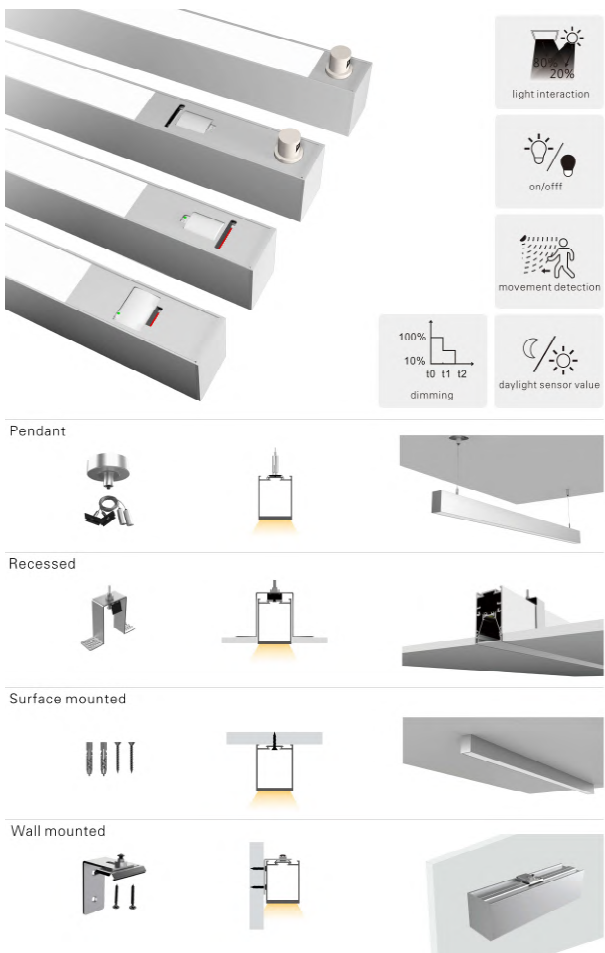
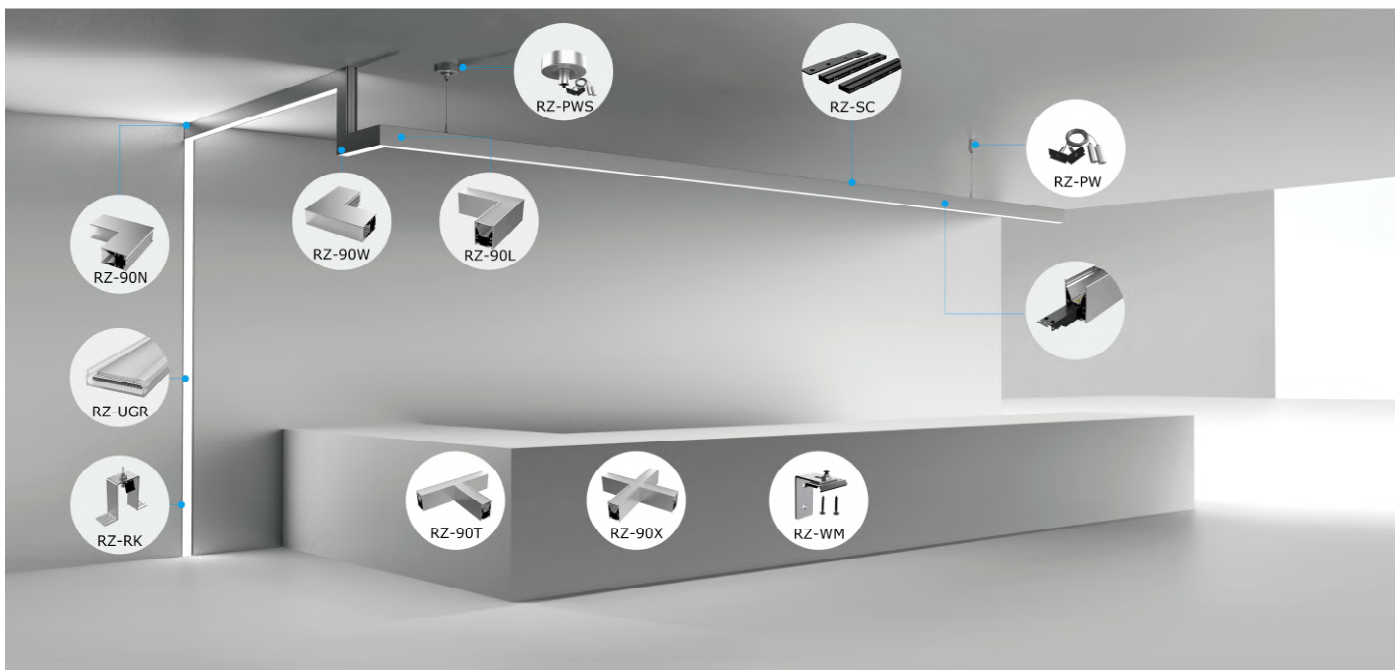

STRAIGHT CONNECTION

mechanical connection and electrical connection by stainless steel 304 connectors and waterproof cable on the top of profile.

PENDANT

G-3/4" screw thread, standard screw threads at two ends of pendant rod, clip adopts stainless steel 304, mechanical fixing or disassembly design.





RZ5570-DND

Constant illuminance photosensitive module, rated power 400W, 0~10V dimming, 1%~100% dimming range, constant illuminance 100lux ~ 800lux



Description


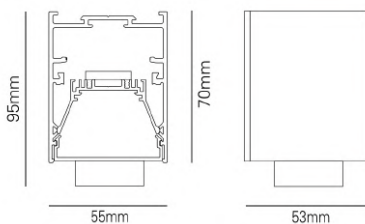
Linear direct and indirect light luminaire with housing made of anodised aluminium profile with matt or textured paint finish.

The constant value (lux) of illuminance could be adjusted freely to satisfy different requests.

Lighting fixtures are adjusted automatically according to constant illuminance value.

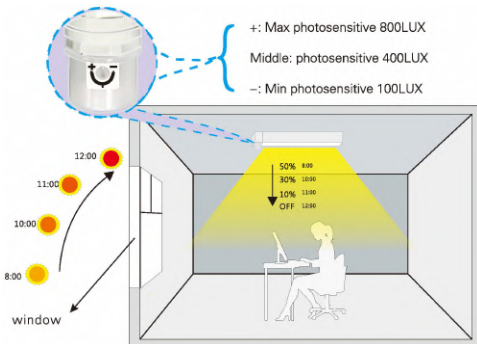
Compatible to lighting fixture with 0-10V dimming function. Expand connection with Linear Light according to your needs with dimming and photosensitive module.

Suspension and connection accessories available can be optionally sold separately.



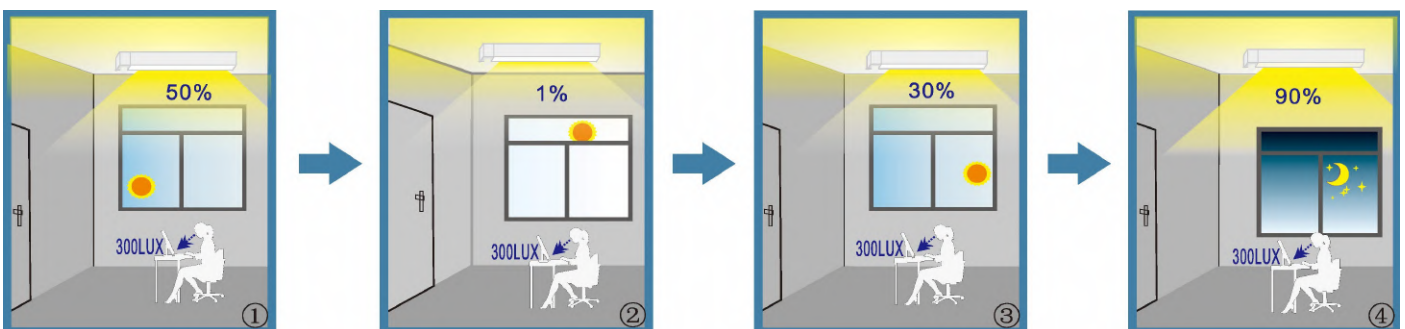
Technical data

Rated power	400W
Detection radius	-
Max installation height	-
Detection angle	180°
constant illuminance range	100 lux ~ 800 lux
Detection sensitivity	-
Hold time	-
Daylight sensor	-
Stand-by period	-
Stand-by dimming level	-
Dimming range	1-100% with 0-10V Dimming Port
Ingress Protection	IP40
Operation Voltage	220-240VAC, 50Hz
Operation Temperature	-20°C ~ 45°C
Frame	Aluminum
Installation way	Attach to lighting fixture or install separately
Finishing	Silver, Matt White, Matt Black



Photosensitive value is the value of sensor position, photosensitive value need to be adjusted accordingly to different position: when the actual illuminance is lower than setting value, lighting fixture would work by Max power; when the actual illuminance is higher than setting value, lighting fixture would work by Min power or turn off.

Automation Effect



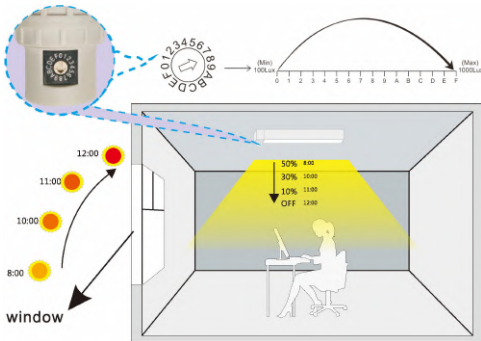
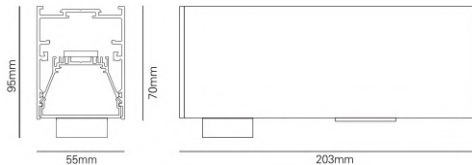
Brightness in the Morning

Brightness in the Noon

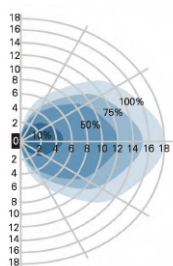
Brightness at Nightfall

Brightness in the Evening

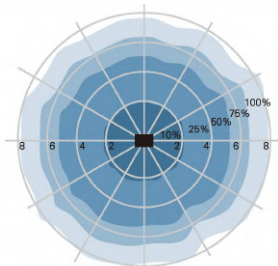
Connect to 1-10V dimming port to use internal photocell to detect ambient lux and adjust proper artificial light automatically which is in need.



The actual illuminance will be automatically adjusted according to setting value.



Wall mounting
1~1.8m



Ceiling mounting
2.5~10m

RZ5570-DNA

Constant illuminance hold-time on and off photosensitive module, rated power 400W; constant illuminance 100lux ~ 800lux; detection sensitivity 10%/ 50%/ 75%/ 100%; hold time 5s/ 30s/ 90s/ 3min/ 20min/ +∞; daylight sensor 2lux/ 5lux/ 10lux/ 25lux/ 100lux/ disable; standby period 0s/ 5s/ 5min/ 10min/ 30min/ 1h/ +∞; standby dimming level 10%/ 20%/ 30%/ 50%

Description


Linear direct and indirect light luminaire with housing made of anodised aluminium profile with matt or textured paint finish.

The constant value (lux) of illuminance could be adjusted freely to satisfy different requests.

Lighting fixtures are adjusted automatically according to constant illuminance value.

Compatible to lighting fixture with 0-10V dimming function. Expand connection with Linear Light according to your needs with dimming and photosensitive module.

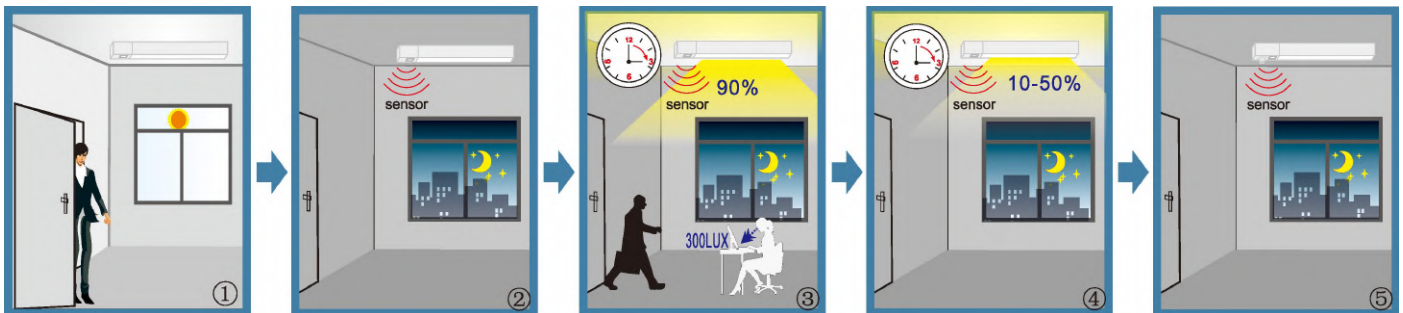
Suspension and connection accessories available can be optionally sold separately.



Technical data

Rated power	400W
Detection radius	6m
Max installation height	12m
Detection angle	150°
constant illuminance range	100 lux ~ 800 lux
Detection sensitivity	10% / 50% / 75% / 100%
Hold time	5s / 30s / 90s / 3min / 20min / +∞
Daylight sensor	2lux/ 5lux/ 10lux/ 25lux/ 50lux/ 100lux/ Disable
Stand-by period	0s / 5s / 5min / 10min / 30min / 1h / +∞
Stand-by dimming level	10% / 20% / 30% / 50%
Dimming range	1-100% with 0-10V Dimming Port
Ingress Protection	IP40
Operation Voltage	220-240VAC, 50Hz
Operation Temperature	-20°C ~ 45°C
Frame	Aluminum
Installation way	Attach to lighting fixture or install separately
Finishing	Silver, Matt White, Matt Black

Automation Effect



with sufficient ambient light, lighting fixture would not work even if movement is detected.

with insufficient ambient light, lighting fixture would not work if no movement to be detected.

with insufficient ambient light, lighting fixture would work as per constant illuminance value if any movement is detected.

stand-by period function would be activated after hold time function if no any further movement to be detected.

light fixture would be turned off after stand-by period if no any further movement to be detected.

RZ5570-SNA

On and Off photosensitive module, rated power 250W, detection sensitivity 25%/ 50%/ 75%/ 100%; hold time 5s/ 30s/ 90s/ 3min/ 30min; daylight sensor 2lux/ 10lux/ 25lux/ 50lux/ disable



Description


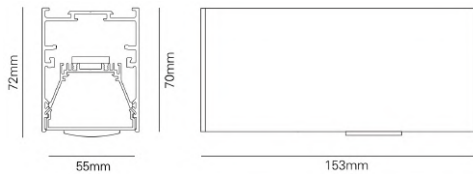
Linear direct and indirect light luminaire with housing made of anodised aluminium profile with matt or textured paint finish.

The constant value (lux) of illuminance could be adjusted freely to satisfy different requests.

Lighting fixtures are adjusted automatically according to constant illuminance value.

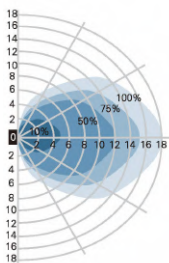
Compatible to lighting fixture with 0-10V dimming function. Expand connection with Linear Light according to your needs with dimming and photosensitive module.

Suspension and connection accessories available can be optionally sold separately.

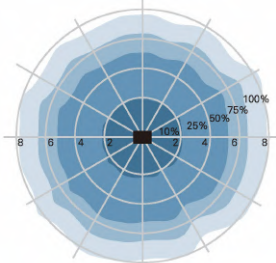


Technical data

Rated power	250W
Detection radius	3m
Max installation height	6m
Detection angle	150°
constant illuminance range	-
Detection sensitivity	25% / 50% / 75% / 100%
Hold time	5s / 30s / 90s / 3min / 20min / 30min
Daylight sensor	2lux/ 10lux / 25lux / 50lux / Disable
Stand-by period	-
Stand-by dimming level	-
Dimming range	1-100% with 0-10V Dimming Port
Ingress Protection	IP40
Operation Voltage	220-240VAC, 50Hz
Operation Temperature	-20°C ~ 45°C
Frame	Aluminum
Installation way	Attach to lighting fixture or install separately
Finishing	Silver, Matt White, Matt Black




Wall mounting
1~1.8m



Ceiling mounting
2.5~10m

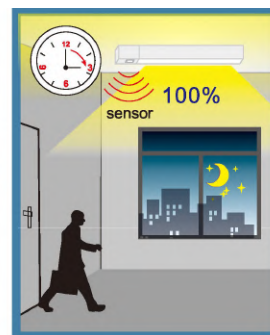
Automation Effect




with sufficient ambient light, lighting fixture would not work even if movement is detected.



with insufficient ambient light, lighting fixture would not work if no movement to be detected.



with insufficient ambient light, lighting fixture would work as per hold time if any movement to be detected.



After hold time, lighting fixture would be turned off if no further movement to be detected.

RZ5570-YNA

Hold time on and off photosensitive module, rated power 400W, detection sensitivity 10%/ 50%/ 75%/ 100%; hold time 5s/ 30s/ 90s/ 3min/ 20min/ +∞; daylight sensor 2lux/ 5lux/ 10lux/ 25lux/ 50lux/ 100lux/ disable; standby period 0s/ 5s/ 5min/ 10min/ 30min/ 1h/ +∞; standby dimming level 10%/ 20%/ 30%/ 50%



Description

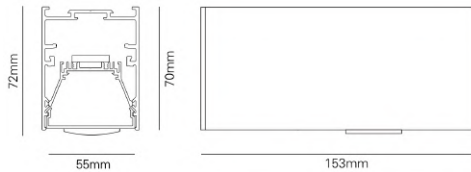
Linear direct and indirect light luminaire with housing made of anodised aluminium profile with matt or textured paint finish.

The constant value (lux) of illuminance could be adjusted freely to satisfy different requests.

Lighting fixtures are adjusted automatically according to constant illuminance value.

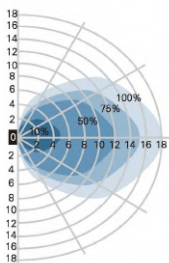
Compatible to lighting fixture with 0-10V dimming function. Expand connection with Linear Light according to your needs with dimming and photosensitive module.

Suspension and connection accessories available can be optionally sold separately.

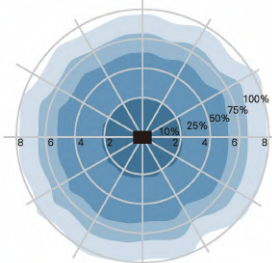


Technical data

Rated power	400W
Detection radius	6m
Max installation height	12m
Detection angle	150°
constant illuminance range	-
Detection sensitivity	10% / 50% / 75% / 100%
Hold time	5s / 30s / 90s / 3min / 20min / +∞
Daylight sensor	2lux/ 5lux/ 10lux/ 25lux/ 50lux/ 100lux/ Disable
Stand-by period	0s / 5s / 5min / 10min / 30min / 1h / +∞
Stand-by dimming level	10% / 20% / 30% / 50%
Dimming range	1-100% with 0-10V Dimming Port
Ingress Protection	IP40
Operation Voltage	220-240VAC, 50Hz
Operation Temperature	-20°C ~ 45°C
Frame	Aluminum
Installation way	Attach to lighting fixture or install separately
Finishing	Silver, Matt White, Matt Black

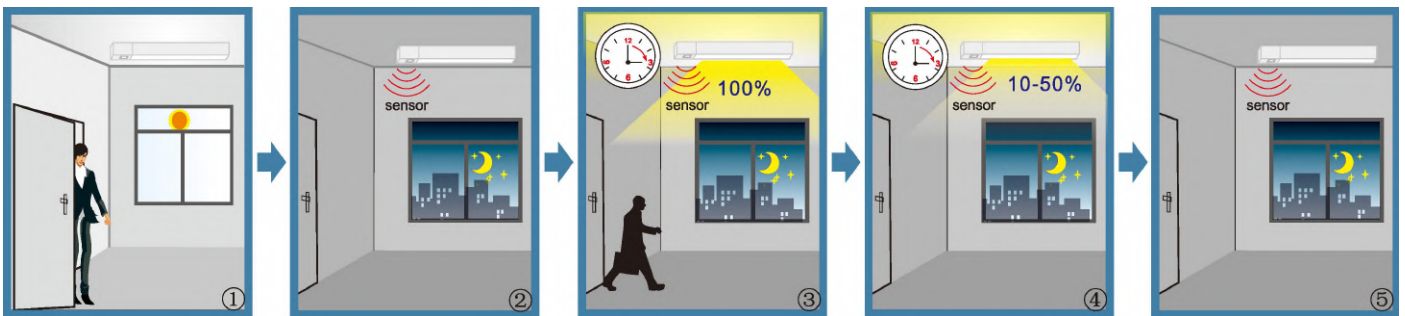


Wall mounting
1~1.8m



Ceiling mounting
2.5~10m

Automation Effect



with sufficient ambient light, lighting fixture would not work even if movement is detected.

with insufficient ambient light, lighting fixture would not work if no movement to be detected.

with insufficient ambient light, lighting fixture would work as per hold time if any movement to be detected.

stand-by period function would be activated after hold time function if no any further movement to be detected.

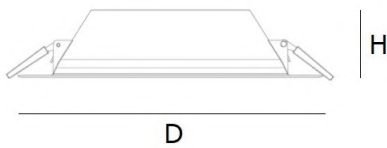
light fixture would be turned off after stand-by period if no any further movement to be detected.





Planeta





Model	Dimension	Cut-out
RZ0570DL	D100*29mm	D70-75mm
RZ0780DL	D110*29mm	D80-90mm
RZ0990DL	D120*29mm	D90-100mm
RZ12110DL	D145*29mm	D110-120mm
RZ15135DL	D170*29mm	D135-145mm
RZ18145DL	D180*29mm	D145-160mm
RZ24190DL	D230*29mm	D190-200mm

RZ0570DL

Recessed Downlight Led 5W 450lm CRI80 120° D100 40.000h White IP44

RZ0780DL

Recessed Downlight Led 7W 630lm CRI80 120° D110 40.000h White IP44

RZ0990DL

Recessed Downlight Led 9W 810lm CRI80 120° D120 40.000h White IP44

RZ12110DL

Recessed Downlight Led 12W 1080lm CRI80 120° D145 40.000h White IP44

RZ15135DL

Recessed Downlight Led 15W 1350lm CRI80 120° D170 40.000h White IP44

RZ18145DL

Recessed Downlight Led 18W 1620lm CRI80 120° D180 40.000h White IP44

RZ24190DL

Recessed Downlight Led 24W 2160lm CRI80 120° D230 40.000h White IP44

Description

Housing: cast aluminium, excellent thermal management can effectively guarantee the LED's long-term stability. The front panel board is high translucent acrylic, which ensures the light even, soft and high transmittance. Instant start, no flickering, no humming, no hazardous material.

Mounting ring: white. Expanding spring fixing for ceiling thicknesses of 5-25mm. Includes control gear with Led driver separate. 2-pole terminal block.

Dimming driver can be optionally sold separately: Dali, 0-10V, Triac, Wireless.



Technical data

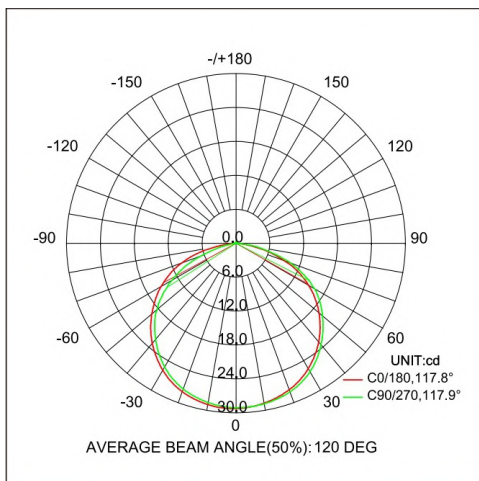
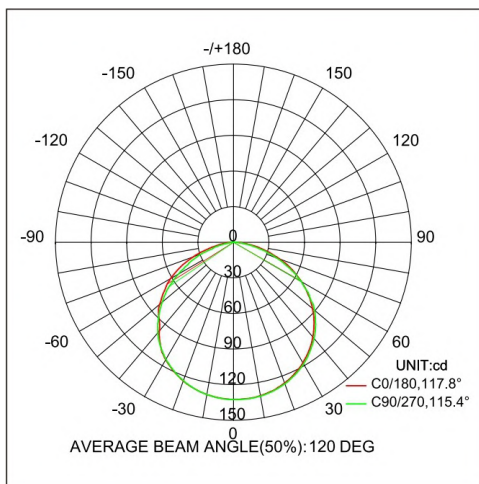
Light source	LED SMD						
System Wattage	5W	7W	9W	12W	15W	18W	24W
Luminous flux	450lm	630lm	810lm	1080lm	1350lm	1620lm	2160lm
Luminous efficiency	90lm/w or option						
Colour Temperature	2700K, 3000K, 4000K, 6000K						
Colour Rendering Index	CRI>80						
Colour Deviation	SDCM<3						
Beam Angle	120°						
Cut-Off Angle	-						
Tilt Angle	-						
Anti-glare Rating	UGR<19						
Service Lifetime	40.000 Hrs L70 B30 Ta25						
Ingress Protection	IP44						
Operation Voltage	220-240VAC, 50Hz						
Operation Temperature	-20°C ~ 45°C						
Frame	Aluminum & PMMA						
Finishing	Matt White						
Lighting control (option)	Dali, 0-10V, Triac, Wireless						

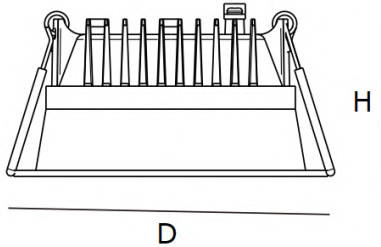
Accessories

-

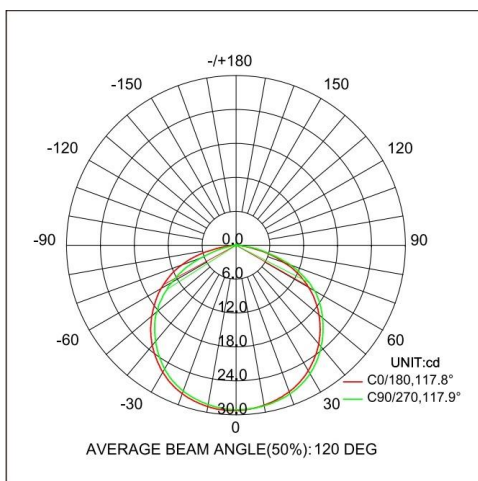
Notes

-





Model	Dimension	Cut-out
RZ0580DLB	D100*H50mm	D80mm
RZ0795DLB	D118*H60mm	D95mm
RZ0995DLB	D118*H60mm	D95mm
RZ12125DLB	D145*H75mm	D125mm
RZ15150DLB	D170*H85mm	D150mm
RZ18160DLB	D190*H95mm	D160mm
RZ20160DLB	D190*H95mm	D160mm
RZ24200DLB	D230*H105mm	D200mm
RZ30200DLB	D230*H105mm	D200mm



RZ0580DLB

Recessed Downlight Led 5W 425lm CRI80 120° D100 50.000h White IP44

RZ0795DLB

Recessed Downlight Led 7W 595lm CRI80 120° D118 50.000h White IP44

RZ0995DLB

Recessed Downlight Led 9W 765lm CRI80 120° D118 50.000h White IP44

RZ12125DLB

Recessed Downlight Led 12W 1020lm CRI80 120° D145 50.000h White IP44

RZ15150DLB

Recessed Downlight Led 15W 1275lm CRI80 120° D170 50.000h White IP44

RZ18160DLB

Recessed Downlight Led 18W 1530lm CRI80 120° D190 50.000h White IP44

RZ20160DLB

Recessed Downlight Led 18W 1700lm CRI80 120° D190 50.000h White IP44

RZ24200DLB

Recessed Downlight Led 24W 2040lm CRI80 120° D230 50.000h White IP44

RZ30200DLB

Recessed Downlight Led 30W 2550lm CRI80 120° D230 50.000h White IP44

Description

Housing: cast aluminium, excellent thermal management can effectively guarantee the LED's long-term stability. The front panel board is high translucent acrylic, which ensures the light even, soft and high transmittance. Instant start, no flickering, no humming, no hazardous material.

Mounting ring: white. Expanding spring fixing for ceiling thicknesses of 5-25mm. Includes control gear with Led driver separate. 2-pole terminal block.

Dimming driver can be optionally sold separately: Dali, 0-10V, Triac, Wireless.



Technical data

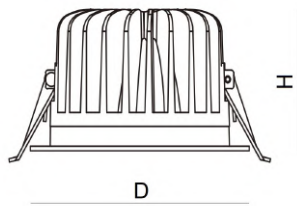
Light source	LED SMD
System Wattage	5W 7W 9W 12W 15W 18W 20W 24W 30W
Luminous flux	425lm ~ 2550lm
Luminous efficiency	85lm/w or option
Colour Temperature	2700K, 3000K, 4000K, 6000K
Colour Rendering Index	CRI>80
Colour Deviation	SDCM<3
Beam Angle	120°
Cut-Off Angle	-
Tilt Angle	-
Anti-glare Rating	UGR<19
Service Lifetime	50.000 Hrs L70 B30 Ta25
Ingress Protection	IP44
Operation Voltage	220-240VAC, 50Hz
Operation Temperature	-20°C ~ 45°C
Frame	Aluminum & PMMA
Finishing	Matt White
Lighting control (option)	Dali, 0-10V, Triac, Wireless

Accessories

-

Notes

-



Model	Dimension	Cut-out
RZ10100DLC	D115*H48mm	D100mm
RZ15130DLC	D145*H60mm	D130mm
RZ20145DLC	D160*H60mm	D145mm
RZ30170DLC	D190*H60mm	D170mm
RZ40210DLC	D230*H72mm	D210mm

RZ10100DLC

Recessed Downlight Led 10W 1000lm CRI80 90° D115 50.000h White IP44

RZ15130DLC

Recessed Downlight Led 15W 1500lm CRI80 90° D145 50.000h White IP44

RZ20145DLC

Recessed Downlight Led 20W 2000lm CRI80 90° D160 50.000h White IP44

RZ30170DLC

Recessed Downlight Led 30W 3000lm CRI80 90° D190 50.000h White IP44

RZ40210DLC

Recessed Downlight Led 40W 4000lm CRI80 90° D230 50.000h White IP44

Description

Housing: Cast aluminium, excellent thermal management can effectively guarantee the LED's long-term stability. The front panel board is high translucent acrylic, which ensures the light even, soft and high transmittance. Instant start, no flickering, no humming, no hazardous material.

Mounting ring: white. Expanding spring fixing for ceiling thicknesses of 5-25mm. Includes control gear with Led driver separate. 2-pole terminal block.

Dimming driver can be optionally sold separately: Dali, 0-10V, Triac, Wireless.



Technical data

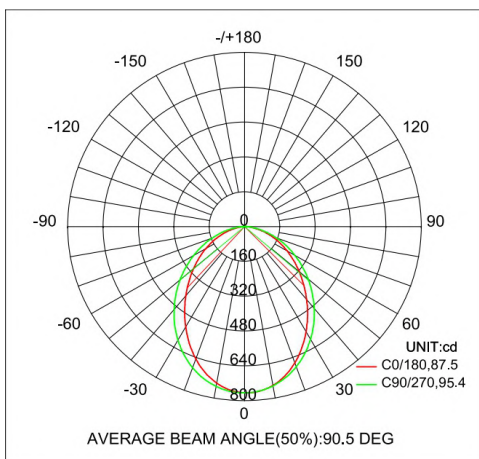
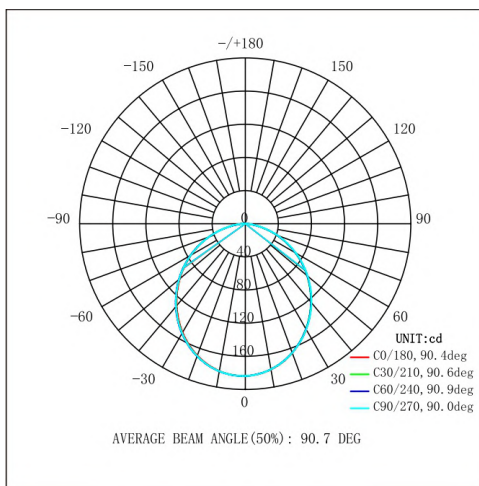
Light source	LED SMD
System Wattage	10W 15W 20W 30W 40W
Luminous flux	1000lm 1500lm 2000lm 3000lm 4000lm
Luminous efficiency	100lm/w or option
Colour Temperature	2700K, 3000K, 4000K, 6000K
Colour Rendering Index	CRI>80, [CRI>90]
Colour Deviation	SDCM<3
Beam Angle	90°
Cut-Off Angle	-
Tilt Angle	-
Anti-glare Rating	UGR<19
Service Lifetime	50.000 Hrs L70 B20 Ta25
Ingress Protection	IP44
Operation Voltage	220-240VAC, 50Hz
Operation Temperature	-20°C ~ 45°C
Frame	Aluminum & PMMA
Finishing	Matt White
Lighting control (option)	Dali, 0-10V, Triac, Wireless

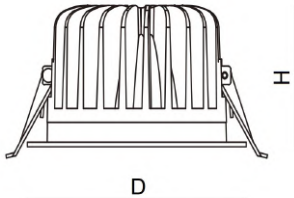
Accessories

-

Notes

-





Model	Dimension	Cut-out
RZ10100DLD	D130*H60mm	D100mm
RZ20145DLD	D175*H80mm	D145mm
RZ30180DLD	D200*H100mm	D180mm
RZ40210DLD	D230*H110mm	D210mm
RZ50210DLD	D230*H110mm	D210mm
RZ60210DLD	D230*H110mm	D210mm

RZ10100DLD

Recessed Downlight Led 10W 1000lm CRI80 60° D130 50.000h White IP44

RZ20145DLD

Recessed Downlight Led 20W 2000lm CRI80 60° D175 50.000h White IP44

RZ30180DLD

Recessed Downlight Led 30W 3000lm CRI80 60° D200 50.000h White IP44

RZ40210DLD

Recessed Downlight Led 40W 4000lm CRI80 60° D230 50.000h White IP44

RZ50210DLD

Recessed Downlight Led 50W 5000lm CRI80 60° D230 50.000h White IP44

RZ60210DLD

Recessed Downlight Led 60W 6000lm CRI80 60° D230 50.000h White IP44

Description

Housing: Cast aluminium, excellent thermal management can effectively guarantee the LED's long-term stability. The front panel board is high translucent acrylic, which ensures the light even, soft and high transmittance. Instant start, no flickering, no humming, no hazardous material.

Mounting ring: white. Expanding spring fixing for ceiling thicknesses of 5-25mm. Includes control gear with Led driver separate. 2-pole terminal block.

Dimming driver can be optionally sold separately: Dali, 0-10V, Triac, Wireless, DMX.



Technical data

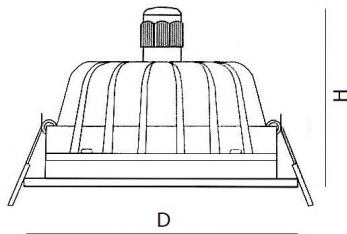
Light source	LED SMD					
System Wattage	10W	20W	30W	40W	50W	60W
Luminous flux	1000lm	2000lm	3000lm	4000lm	5000lm	6000lm
Luminous efficiency	100lm/w or option					
Colour Temperature	2700K, 3000K, 4000K, 5000K, 6000K					
Colour Rendering Index	CRI>80, [CRI>90]					
Colour Deviation	SDCM<5					
Beam Angle	60°					
Cut-Off Angle	-					
Tilt Angle	-					
Anti-glare Rating	UGR<19					
Service Lifetime	50.000 Hrs L70 B20 Ta25					
Ingress Protection	IP44					
Operation Voltage	220-240VAC, 50Hz					
Operation Temperature	-20°C ~ 45°C					
Frame	Aluminum & PMMA					
Finishing	Matt White					
Lighting control (option)	Dali, 0-10V, Triac, Wireless, DMX					

Accessories

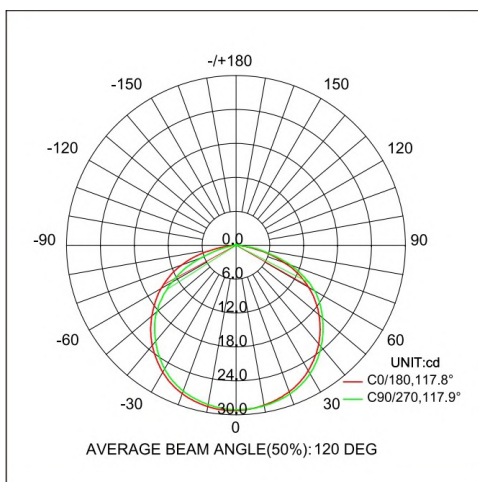
-

Notes

-



Model	Dimension	Cut-out
RZ0580DLW	D90*H67mm	D80mm
RZ0780DLW	D90*H67mm	D80mm
RZ0995DLW	D108*H72mm	D95mm
RZ12100DLW	D108*H72mm	D100mm
RZ15100DLW	D108*H72mm	D100mm



RZ0580DLW

Recessed Downlight With Waterproof Led 5W 450lm CRI80 50.000h White IP65

RZ0780DLW

Recessed Downlight With Waterproof Led 7W 630lm CRI80 50.000h White IP65

RZ0995DLW

Recessed Downlight With Waterproof Led 9W 810lm CRI80 50.000h White IP65

RZ12100DLW

Recessed Downlight With Waterproof Led 12W 1080lm CRI80 50.000h White IP65

RZ15100DLW

Recessed Downlight With Waterproof Led 15W 1350lm CRI80 50.000h White IP65

Description

Housing: cast aluminium, excellent thermal management can effectively guarantee the LED's long-term stability. The front panel board is high translucent acrylic, which ensures the light even, soft and high transmittance. Instant start, no flickering, no humming, no hazardous material.

Mounting ring: white. Expanding spring fixing for ceiling thicknesses of 5-25mm. Includes control gear with Led driver separate. 2-pole terminal block.

Dimming driver can be optionally sold separately: Dali, 0-10V, Triac, Wireless.



Technical data

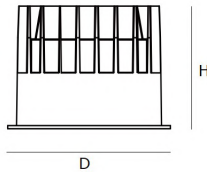
Light source	LED SMD				
System Wattage	5W	7W	9W	12W	15W
Luminous flux	450lm	630lm	810lm	1080lm	1350lm
Luminous efficiency	90lm/w or option				
Colour Temperature	2700K, 3000K, 4000K, 6000K, [2700K÷6500K]				
Colour Rendering Index	CRI>80, [CRI>90]				
Colour Deviation	SDCM<3				
Beam Angle	120°				
Cut-Off Angle	-				
Tilt Angle	-				
Anti-glare Rating	UGR<21				
Service Lifetime	50.000 Hrs L80 B20 Ta25				
Ingress Protection	IP65				
Operation Voltage	220-240VAC, 50Hz				
Operation Temperature	-20°C ~ 45°C				
Frame	Aluminum & PMMA				
Finishing	Matt White				
Lighting control (option)	Dali, 0-10V, Triac, DMX, Wireless, Tuya				

Accessories

-

Notes

-



Model	Dimension (mm)	Cut-Out (mm)
RZ07100SDB	115*115*H65	115*115
RZ10100SDB	115*115*H65	115*115
RZ15125SDB	140*140*H80	125*125
RZ20125SDB	140*140*H80	125*125
RZ30145SDB	160*160*H85	145*145
RZ40180SDB	198*198*H98	180*180
RZ50215SDB	230*230*H102	215*215

RZ07100SDB

Square Recessed Downlight Led 7W 700lm CRI80 60° 50.000h White IP44

RZ10100SDB

Square Recessed Downlight Led 10W 1000lm CRI80 60° 50.000h White IP44

RZ15125SDB

Square Recessed Downlight Led 15W 1500lm CRI80 60° 50.000h White IP44

RZ20125SDB

Square Recessed Downlight Led 20W 2000lm CRI80 60° 50.000h White IP44

RZ30145SDB

Square Recessed Downlight Led 30W 3000lm CRI80 60° 50.000h White IP44

RZ40180SDB

Square Recessed Downlight Led 40W 4000lm CRI80 60° 50.000h White IP44

RZ50215SDB

Square Recessed Downlight Led 50W 5000lm CRI80 60° 50.000h White IP44

Description

Housing: cast aluminium, excellent thermal management can effectively guarantee the LED's long-term stability. The front panel board is high translucent acrylic, which ensures the light even, soft and high transmittance. Instant start, no flickering, no humming, no hazardous material.

Mounting ring: white. Expanding spring fixing for ceiling thicknesses of 5-25mm. Includes control gear with Led driver separate. 2-pole terminal block.

Dimming driver can be optionally sold separately: Dali, 0-10V, Triac, Wireless.



Technical data

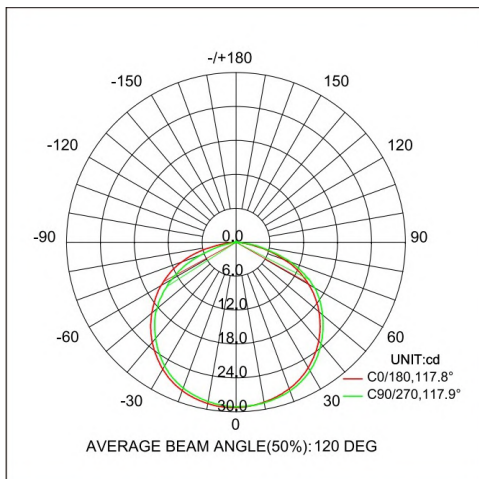
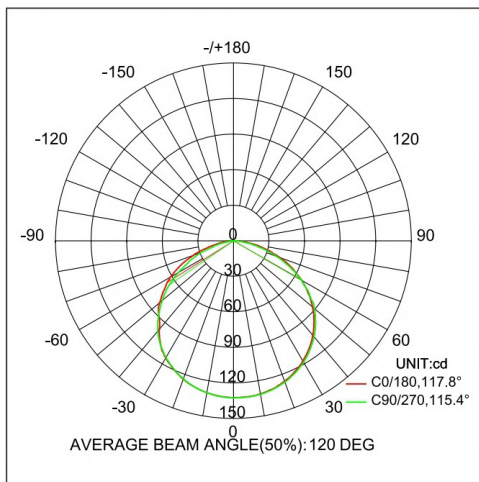
Light source	LED SMD
System Wattage	7W 10W 15W 20W 30W 40W 50W
Luminous flux	700lm 1000lm 1500lm 2000lm 3000lm 4000lm 5000lm
Luminous efficiency	100lm/w or option
Colour Temperature	2700K, 3000K, 4000K, 6000K, 6500K
Colour Rendering Index	CRI>80
Colour Deviation	SDCM<3
Beam Angle	60°
Cut-Off Angle	-
Tilt Angle	-
Anti-glare Rating	UGR<19
Service Lifetime	50.000 Hrs L70 B30 Ta25
Ingress Protection	IP44
Operation Voltage	220-240VAC, 50Hz
Operation Temperature	-20°C ~ 45°C
Frame	Aluminum
Finishing	Matt White, Matt Black or option
Lighting control (option)	Dali, 0-10V, Triac, Wireless



Accessories

-


Notes

-





Model	Dimensions
RZ6640P	595*595*10mm
RZ31240P	295*1195*10mm
RZ61260P	595*1195*10mm



RZ6640P

Panel Light Led 40W 4000lm 120° 595*595*10mm 50.000h White

RZ31240P

Panel Light Led 40W 4000lm 120° 295*1195*10mm 50.000h White

RZ61260P

Panel Light Led 60W 6000lm 120° 595*1195*10mm 50.000h White

Description

Housing: cast aluminium, excellent thermal management can effectively guarantee the LED's long-term stability. The front panel board is high translucent acrylic, which ensures the light even, soft and high transmittance. Instant start, no flickering, no humming, no hazardous material.

Includes control gear with Led driver separate. 2-pole terminal block.

Dimming driver can be optionally sold separately: Dali, 0-10V, Triac, Wireless.

RGBW colorful and wireless remote control, meet various applications.

Long life span, more than 50,000 hours, greatly reduce the cost of light source replacement and maintenance.

Good adaptability, easy installation. Multiple installation methods can be applied: drop-ceiling, hanging, recessed, surface mounted with optional accessory kit sold separately.



Technical data

Light source	LED SMD		
System Wattage	40W [600x600]	40W [300*1200]	60W [600*1200]
Luminous flux	4000lm	4000lm	6000lm
Luminous efficiency	100lm/w or option		
Colour Temperature	2700K, 3000K, 4000K, 6000K, RGBW, [2700~6000K]		
Colour Rendering Index	CRI>80, [CRI>90]		
Colour Deviation	SDCM<3		
Beam Angle	120°		
Cut-Off Angle	-		
Tilt Angle	-		
Anti-glare Rating	UGR<19		
Service Lifetime	50.000 Hrs L70 B20 Ta25		
Ingress Protection	IP40, [IP65]		
Operation Voltage	220-240VAC, 50Hz		
Operation Temperature	-20°C ~ 45°C		
Frame	Aluminum & PMMA		
Finishing	Matt White		
Lighting control (option)	Dali, 0-10V, Triac, Wireless, CCT Tunable White		

Accessories

-

Notes

-

RZ2006TP

Tri-Proof Light Led 20W 2400lm CRI80 120° L600 50.000h White IP66 IK09

RZ4012TP

Tri-Proof Light Led 40W 4800lm CRI80 120° L1200 50.000h White IP66 IK09

RZ6015TP

Tri-Proof Light Led 60W 7200lm CRI80 120° L1500 50.000h White IP66 IK09

Description

Housing: Full polycarbonate housing with inner aluminum heatsink, High transmittance and better thermal conductivity. The outer shell adopts optical polar PC materials double-color, which ensures the light even, soft and high transmittance. Instant start, no flickering, no humming, no hazardous material.

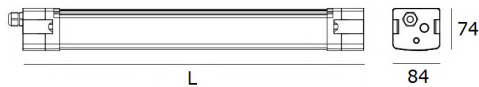
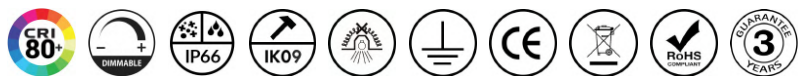
The ends where cable comes out, there are with waterproof PG connections for seamless connections, it secures the cable and keep water and dust from entering. And there is breathable valve on end caps to keep inside and outside pressure balance, then it is good for long time waterproof protection.

Dimming driver can be optionally sold separately: Dali, 0-10V, Triac, Wireless, Microwave motion sensor and Emergency.

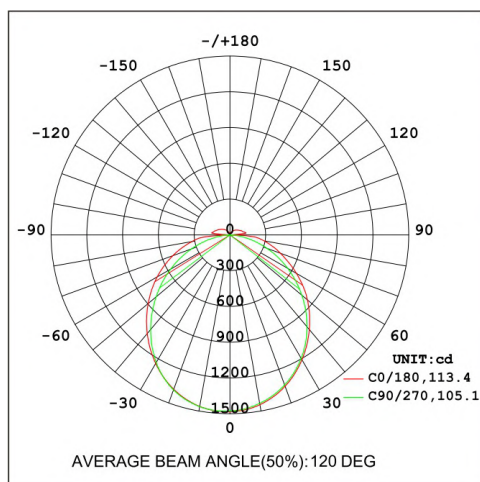
Long life span, more than 50,000 hours, greatly reduce the cost of light source replacement and maintenance.

Buckle design is easy for ceiling mounting and suspension, with optional accessory kit sold separately.

IP66 waterproof, dust-proof and anti-corrosion.



Model	Dimensions
RZ2006TP	L600mm
RZ4012TP	L1200mm
RZ6015TP	L1500mm



Technical data

Light source	LED SMD		
System Wattage	20W [L600]	40W [L1200]	60W [L1500]
Luminous flux	2400lm	4800lm	7200lm
Luminous efficiency	120lm/w or option		
Colour Temperature	2700K, 3000K, 4000K, 6000K		
Colour Rendering Index	CRI>80		
Colour Deviation	SDCM<3		
Beam Angle	120°		
Cut-Off Angle	-		
Tilt Angle	-		
Anti-glare Rating	UGR<19		
Service Lifetime	50.000 Hrs L70 B20 Ta25		
Ingress Protection	IP66 IK09		
Operation Voltage	220-240VAC, 50Hz		
Operation Temperature	-20°C ~ 45°C		
Frame	Aluminum & PMMA		
Finishing	Matt White		
Lighting control (option)	Dali, 0-10V, Triac, Wireless		

Accessories

-

Notes

-

RZ2006TTP

Tubular Tri-Proof Light Led 20W 2400lm CRI80 150° L600 50.000h White IP66 IK09

RZ4012TTP

Tubular Tri-Proof Light Led 40W 4800lm CRI80 150° L1200 50.000h White IP66 IK09

RZ6015TTP

Tubular Tri-Proof Light Led 60W 7200lm CRI80 150° L1500 50.000h White IP66 IK09

Description

Housing: Full polycarbonate housing with inner aluminum heatsink, High transmittance and better thermal conductivity. The outer shell adopts optical polar PC materials double-color, which ensures the light even, soft and high transmittance. Instant start, no flickering, no humming, no hazardous material.

The ends where cable comes out, there are with waterproof PG connections for seamless connections, it secures the cable and keep water and dust from entering. And there is breathable valve on end caps to keep inside and outside pressure balance, then it is good for long time waterproof protection.

Dimming driver can be optionally sold separately: Dali, 0-10V, Triac, Wireless, Microwave motion sensor and Emergency.

Long life span, more than 50,000 hours, greatly reduce the cost of light source replacement and maintenance.

Buckle design is easy for ceiling mounting and suspension, with optional accessory kit sold separately.

IP66 waterproof, dust-proof and anti-corrosion.



Technical data

Light source	LED SMD		
System Wattage	20W [L600]	40W [L1200]	60W [L1500]
Luminous flux	2400lm	4800lm	7200lm
Luminous efficiency	120lm/w or option		
Colour Temperature	2700K, 3000K, 4000K, 6000K		
Colour Rendering Index	CRI>80		
Colour Deviation	SDCM<3		
Beam Angle	150°		
Cut-Off Angle	-		
Tilt Angle	-		
Anti-glare Rating	UGR<19		
Service Lifetime	50.000 Hrs L70 B20 Ta25		
Ingress Protection	IP66 IK09		
Operation Voltage	220-240VAC, 50Hz		
Operation Temperature	-20°C ~ 45°C		
Frame	Aluminum & PMMA		
Finishing	Matt White		
Lighting control (option)	Dali, 0-10V, Triac, Wireless		

Accessories

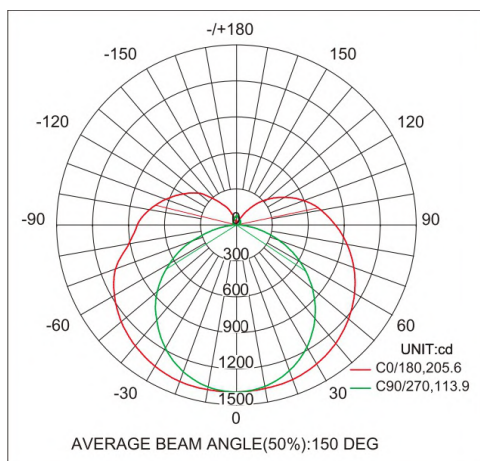
-

Notes

-



Model	Dimensions
RZ2006TTP	L600*D78.5mm
RZ4012TTP	L1200*D78.5mm
RZ6015TTP	L1500*D78.5mm



RZ0806BTA


Batten Light Led 8W 1040lm CRI80 120° L600 50.000h White IP20

RZ1612BTA

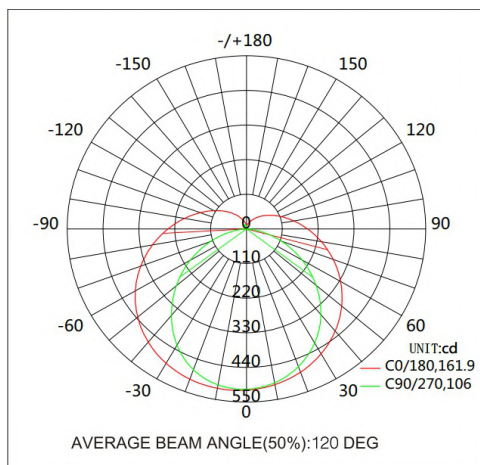
Batten Light Led 16W 2080lm CRI80 120° L1200 50.000h White IP20

RZ2015BTA

Batten Light Led 20W 2600lm CRI80 120° L1500 50.000h White IP20



Model	Dimensions
RZ0806BTA	L600mm
RZ1612BTA	L1200mm
RZ2015BTA	L1500mm



Description

Housing: Full polycarbonate housing with inner aluminum heatsink, High transmittance and better thermal conductivity. The LEDs are housed in a slim opal diffuser, which ensures the light even, soft and high transmittance. Instant start, no flickering, no humming, no hazardous material.

Dimming driver can be optionally sold separately: Dali, 0-10V, Triac, Wireless, Microwave motion sensor and Emergency.

Long life span, more than 50,000 hours, greatly reduce the cost of light source replacement and maintenance.

Buckle design is easy for ceiling mounting and suspension, with optional accessory kit sold separately.



Technical data

Light source	LED SMD		
System Wattage	8W	16W	20W
Luminous flux	1040lm	2080lm	2600lm
Luminous efficiency	130lm/w [100lm/w – 160lm/w option]		
Colour Temperature	3000K, 4000K, 5000K, 6000K		
Colour Rendering Index	CRI>80		
Colour Deviation	SDCM<3		
Beam Angle	120°		
Cut-Off Angle	-		
Tilt Angle	-		
Anti-glare Rating	UGR<21		
Service Lifetime	50.000 Hrs L70 B20 Ta25		
Ingress Protection	IP20		
Operation Voltage	220-240VAC, 50Hz		
Power Factor	PF>0.9		
Operation Temperature	-20°C ~ 50°C		
Frame	Aluminum & PMMA		
Finishing	Matt White		
Lighting control (option)	Dali, 0-10V, Triac, Wireless		


Accessories

Emergency & Motion Sensor can be optionally sold separately


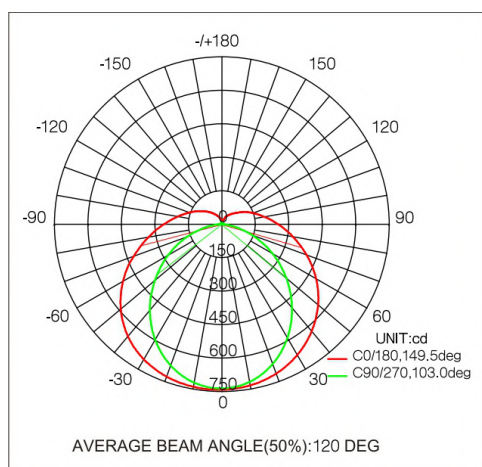
Notes

-





Model	Dimensions
RZ1406BT	L600mm
RZ2812BT	L1200mm
RZ3812BT	L1200mm
RZ3815BT	L1500mm
RZ5515BT	L1500mm
RZ6018BT	L1800mm
RZ7218BT	L1800mm



RZ1406BT

Batten Light Led 14W 1680lm CRI80 120° L600 50.000h White IP20

RZ2812BT

Batten Light Led 28W 3360lm CRI80 120° L1200 50.000h White IP20

RZ3812BT

Batten Light Led 38W 4560lm CRI80 120° L1200 50.000h White IP20

RZ3815BT

Batten Light Led 38W 4560lm CRI80 120° L1500 50.000h White IP20

RZ5515BT

Batten Light Led 55W 6600lm CRI80 120° L1500 50.000h White IP20

RZ6018BT

Batten Light Led 60W 7200lm CRI80 120° L1800 50.000h White IP20

RZ7218BT

Batten Light Led 72W 8640lm CRI80 120° L1800 50.000h White IP20

Description

Housing: Full polycarbonate housing with inner aluminum heatsink, High transmittance and better thermal conductivity. The LEDs are housed in a slim opal diffuser, which ensures the light even, soft and high transmittance. Instant start, no flickering, no humming, no hazardous material.

Dimming driver can be optionally sold separately: Dali, 0-10V, Triac, Wireless, Microwave motion sensor and Emergency.

Long life span, more than 50,000 hours, greatly reduce the cost of light source replacement and maintenance.

Buckle design is easy for ceiling mounting and suspension, with optional accessory kit sold separately.



Technical data

Light source	LED SMD					
System Wattage	14W	28W	38W	55W	60W	72W
Luminous flux	1680lm	3360lm	4560lm	6600lm	7200lm	8640lm
Luminous efficiency	120lm/w or option					
Colour Temperature	3000K, 4000K, 5000K, 6000K					
Colour Rendering Index	CRI>80					
Colour Deviation	SDCM<3					
Beam Angle	120°					
Cut-Off Angle	-					
Tilt Angle	-					
Anti-glare Rating	UGR<21					
Service Lifetime	50.000 Hrs L70 B20 Ta25					
Ingress Protection	IP20					
Operation Voltage	220-240VAC, 50Hz					
Power Factor	PF>0.9					
Operation Temperature	-20°C ~ 50°C					
Frame	Aluminum & PMMA					
Finishing	Matt White					
Lighting control (option)	Dali, 0-10V, Triac, Wireless					

Accessories

Emergency & Motion Sensor can be optionally sold separately

Notes

-

RZ08SM

Waterproof Surface Mounted Light Led 8W 880lm CRI80 220VAC D147*H53mm 50.000h IP65

RZ12SM

Waterproof Surface Mounted Light Led 12W 1320lm CRI80 220VAC D220*H65mm 50.000h IP65

RZ18SM

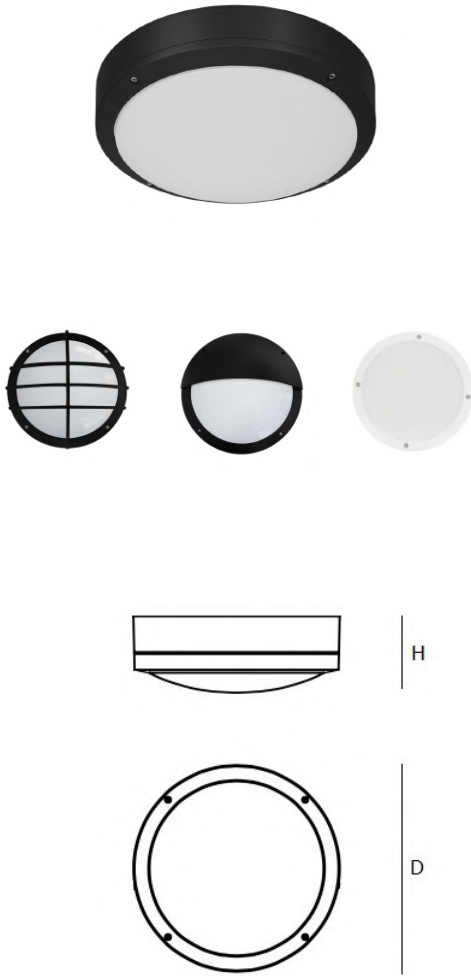
Waterproof Surface Mounted Light Led 18W 1980lm CRI80 220VAC D275*H75mm 50.000h IP65

RZ24SM

Waterproof Surface Mounted Light Led 24W 2640lm CRI80 220VAC D300*H85mm 50.000h IP65

RZ30SM

Waterproof Surface Mounted Light Led 30W 3300lm CRI80 220VAC D350*H85mm 50.000h IP65



Description

Housing: Die-casting Aluminium, powder-coated. Optimised surface for reduced accumulation of dirt, inner aluminum heatsink, High transmittance and better thermal conductivity. The outer shell adopts optical polar PC materials double-color, which ensures the light even, soft and high transmittance. Instant start, no flickering, no humming, no hazardous material.

Control gear. 2 cable entries. Through-wiring possible.

Dimming driver can be optionally sold separately: Dali, 0-10V, Triac, Wireless.

IP65 waterproof, dust-proof.



Technical data

Model	Dimensions
RZ08SM	D147*H53mm
RZ12SM	D220*H65mm
RZ18SM	D275*H75mm
RZ24SM	D300*H85mm
RZ30SM	D350*H85mm

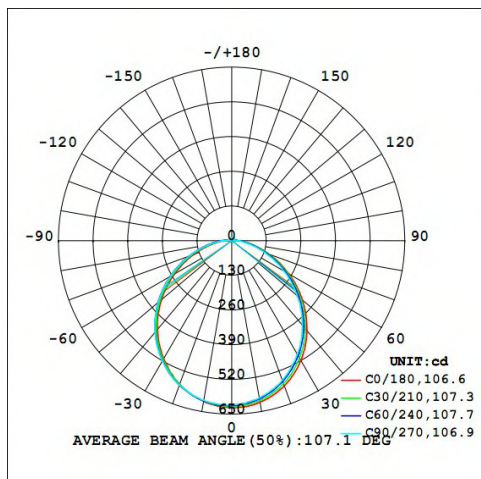
Light source	LED SMD
System Wattage	8W 12W 18W 24W 30W
Luminous flux	880lm 1320lm 1980lm 2640lm 3300lm
Luminous efficiency	110lm/w or option
Colour Temperature	2700K, 3000K, 4000K, 5000K, 6000K
Colour Rendering Index	CRI>80
Colour Deviation	SDCM<3
Beam Angle	120°
Cut-Off Angle	-
Tilt Angle	-
Anti-glare Rating	UGR<19
Service Lifetime	50.000 Hrs L70 B20 Ta25
Ingress Protection	IP65
Operation Voltage	220-240VAC, 50Hz
Operation Temperature	-30°C ~ 50°C
Frame	Aluminum housing & PC diffuser
Finishing	Matt White, Matt Black
Lighting control (option)	Dali, 0-10V, Triac, Wireless

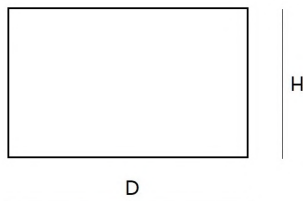
Accessories

-

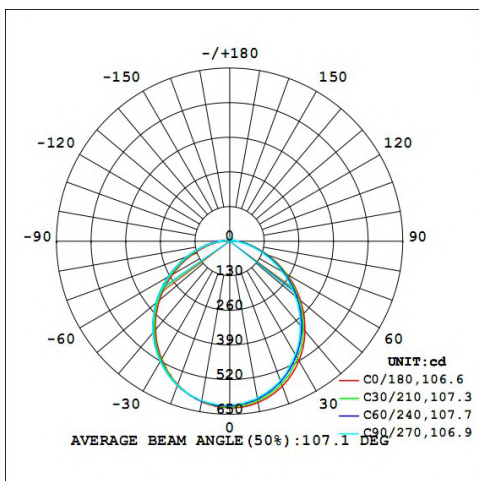
Notes

-





Model	Dimension	Model	Dimension
RZ05SMD	D85*H60mm	RZ15SMD	D153*H90mm
RZ07SMD	D100*H70mm	RZ18SMD	D170*H100mm
RZ09SMD	D120*H80mm	RZ20SMD	D215*H120mm
RZ12SMD	D120*H80mm	RZ24SMD	D215*H120mm



RZ05SMD

Surface Mounted Light Led 5W 450lm CRI90 220VAC D85*H60mm 50.000h IP44

RZ07SMD

Surface Mounted Light Led 7W 630lm CRI90 220VAC D100*H70mm 50.000h IP44

RZ09SMD

Surface Mounted Light Led 9W 810lm CRI90 220VAC D120*H80mm 50.000h IP44

RZ12SMD

Surface Mounted Light Led 12W 1080lm CRI90 220VAC D120*H80mm 50.000h IP44

RZ15SMD

Surface Mounted Light Led 15W 1350lm CRI90 220VAC D153*H90mm 50.000h IP44

RZ18SMD

Surface Mounted Light Led 18W 1620lm CRI90 220VAC D170*H100mm 50.000h IP44

RZ20SMD

Surface Mounted Light Led 20W 1800lm CRI90 220VAC D215*H120mm 50.000h IP44

RZ24SMD

Surface Mounted Light Led 24W 2160lm CRI90 220VAC D215*H120mm 50.000h IP44

Description

Housing: Die-casting Aluminium, powder-coated. Optimised surface for reduced accumulation of dirt, inner aluminum heatsink, High transmittance and better thermal conductivity. The outer shell adopts optical polar PC materials double-color, which ensures the light even, soft and high transmittance. Instant start, no flickering, no humming, no hazardous material.

Control gear. 2 cable entries. Through-wiring possible.

Dimming driver can be optionally sold separately: Dali, 0-10V, Triac, Wireless.



Technical data

Light source	LED SMD
System Wattage	5W 7W 9W 12W 15W 18W 20W 24W
Luminous flux	450lm ~ 2160lm
Luminous efficiency	90lm/w or option
Colour Temperature	2700K, 3000K, 4000K, 5000K, 6000K
Colour Rendering Index	CRI>80
Colour Deviation	SDCM<3
Beam Angle	120°
Cut-Off Angle	-
Tilt Angle	-
Anti-glare Rating	UGR<19
Service Lifetime	50.000 Hrs L70 B20 Ta25
Ingress Protection	IP44
Operation Voltage	220-240VAC, 50Hz
Operation Temperature	-30°C ~ 50°C
Frame	Aluminum housing & PC diffuser
Finishing	Matt White, Matt Black
Lighting control (option)	Dali, 0-10V, Triac, Wireless

Accessories

-

Notes

-

RZ100HBA

Highbay Light With Die Casting Aluminum Led 100W 12500lm CRI80 220VAC 50.000h IP65 IK08



RZ120HBA

Highbay Light With Die Casting Aluminum Led 120W 15000lm CRI80 220VAC 50.000h IP65 IK08

RZ150HBA

Highbay Light With Die Casting Aluminum Led 150W 18750lm CRI80 220VAC 50.000h IP65 IK08

RZ200HBA

Highbay Light With Die Casting Aluminum Led 200W 25000lm CRI80 220VAC 50.000h IP65 IK08

Description

Housing: Die-cast Aluminum with inner aluminum heatsink, High transmittance and better thermal conductivity. The Led shell adopts optical polar PC materials, which ensures the light even, high transmittance. Instant start, no flickering, no humming, no hazardous material.

The ends where cable comes out, there are with waterproof PG connections, it secures the cable and keep water and dust from entering.

Dimming driver can be optionally sold separately: Dali, 0-10V, Triac, Wireless, Microwave motion sensor and Emergency.

Long life span, more than 50,000 hours, greatly reduce the cost of light source replacement and maintenance.

Buckle design is easy for ceiling mounting and suspension, with optional accessory kit sold separately.

IP66 waterproof, dust-proof and anti-corrosion, smooth appearance, easy to clean.



Technical data

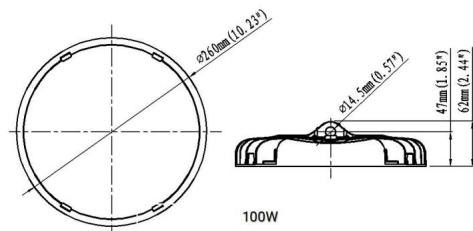
Light source	LED SMD			
System Wattage	100W	120W	150W	200W
Luminous flux	12500lm	15000lm	18750lm	25000lm
Luminous efficiency	125lm/w or option			
Colour Temperature	3000K, 4000K, 5000K, 6500K			
Colour Rendering Index	CRI>80			
Colour Deviation	SDCM<5			
Beam Angle	120°			
Cut-Off Angle	-			
Tilt Angle	-			
Anti-glare Rating	-			
Service Lifetime	50.000 Hrs L80 B20 Ta25			
Ingress Protection	IP65 IK08			
Operation Voltage	220-240VAC, 50/60Hz			
Power Factor	PF>0.95			
Operation Temperature	-30°C ~ 50°C			
Frame	Aluminum			
Finishing	Matt Black			
Lighting control (option)	Dali, 0-10V, Triac, Wireless, Sensor			

Accessories

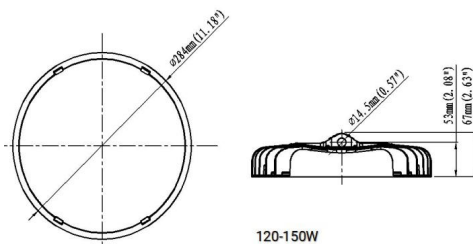
-

Notes

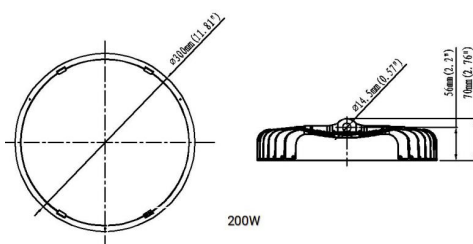
-



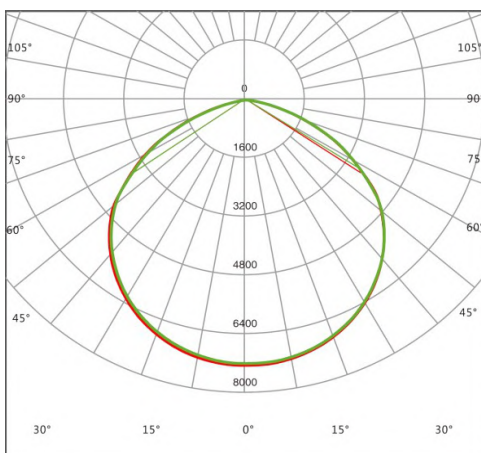
100W

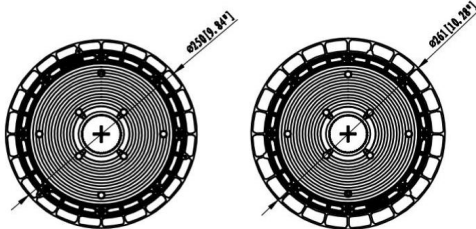
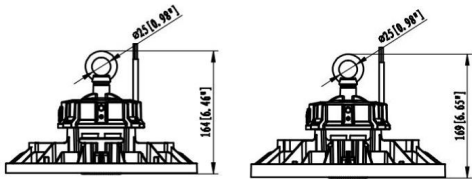


120-150W



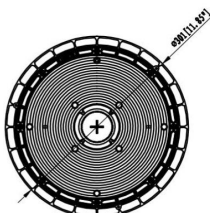
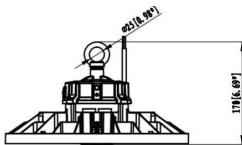
200W



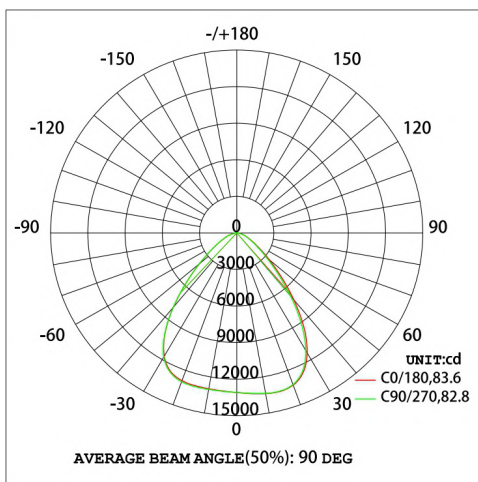


100W/120W

150W



200W



RZ100HBB

Highbay Light With Die Casting Aluminum Led 100W 16000lm CRI70 220VAC 75.000h IP66 IK08

RZ120HBB

Highbay Light With Die Casting Aluminum Led 120W 19200lm CRI70 220VAC 75.000h IP66 IK08

RZ150HBB

Highbay Light With Die Casting Aluminum Led 150W 24000lm CRI70 220VAC 75.000h IP66 IK08

RZ200HBB

Highbay Light With Die Casting Aluminum Led 200W 32000lm CRI70 220VAC 75.000h IP66 IK08

Description

Housing: Die-cast Aluminum with inner aluminum heatsink, High transmittance and better thermal conductivity. The Led shell adopts optical polar PC materials, which ensures the light even, high transmittance. Instant start, no flickering, no humming, no hazardous material.

The ends where cable comes out, there are with waterproof PG connections, it secures the cable and keep water and dust from entering.

Dimming driver can be optionally sold separately: Dali, 0-10V, Triac, Wireless, Microwave motion sensor and Emergency.

Long life span, more than 75,000 hours, greatly reduce the cost of light source replacement and maintenance.

Buckle design is easy for ceiling mounting and suspension, with optional accessory kit sold separately.

IP66 waterproof, dust-proof and anti-corrosion, smooth appearance, easy to clean.



Technical data

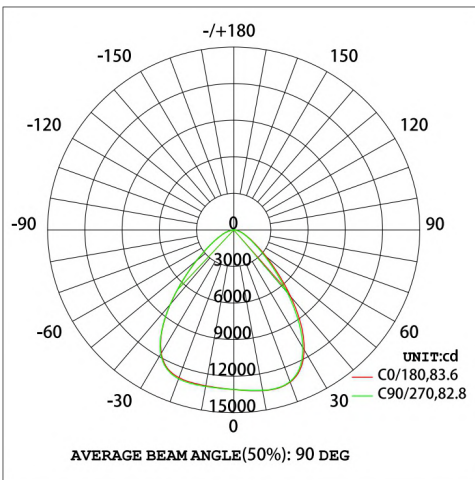
Light source	LED SMD			
System Wattage	100W	120W	150W	200W
Luminous flux	16000lm	19200lm	24000lm	32000lm
Luminous efficiency	160lm/w or option			
Colour Temperature	3000K, 4000K, 5000K, 6500K			
Colour Rendering Index	CRI>70, [CRI>80, CRI>90]			
Colour Deviation	SDCM<5			
Beam Angle	90°, 120°			
Cut-Off Angle	-			
Tilt Angle	-			
Anti-glare Rating	-			
Service Lifetime	75.000 Hrs L70 B20 Ta25			
Ingress Protection	IP66 IK08			
Operation Voltage	100-240VAC, 50Hz			
Power Factor	PF>0.9			
Operation Temperature	-30°C ~ 50°C			
Frame	Aluminum			
Finishing	Matt Black			
Lighting control (option)	Dali, 0-10V, Triac, Wireless, Sensor			

Accessories

-

Notes

-



Ø340mm heat sink

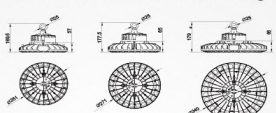
The most cost-effective model with bigger heat sink for more business opportunities.

130lm/w and 160lm/w
high performance

Reflectors



3 different sizes for different wattage



Simple and aesthetic outlook



Excellent heat dissipation

Ø340 heat sink provides the perfect heat dissipation, which can work well between -30°C to 50°C.



Commonly used installation



RZ100HBC

Highbay Light With Die Casting Aluminum Led 100W 16000lm CRI70 220VAC 75.000h IP66 IK08

RZ120HBC

Highbay Light With Die Casting Aluminum Led 120W 19200lm CRI70 220VAC 75.000h IP66 IK08

RZ150HBC

Highbay Light With Die Casting Aluminum Led 150W 24000lm CRI70 220VAC 75.000h IP66 IK08

RZ200HBC

Highbay Light With Die Casting Aluminum Led 200W 32000lm CRI70 220VAC 75.000h IP66 IK08

Description

Housing: Die-cast Aluminum with inner aluminum heatsink, High transmittance and better thermal conductivity. The Led shell adopts optical polar PC materials, which ensures the light even, high transmittance. Instant start, no flickering, no humming, no hazardous material.

The ends where cable comes out, there are with waterproof PG connections, it secures the cable and keep water and dust from entering.

Dimming driver can be optionally sold separately: Dali, 0-10V, Triac, Wireless, Microwave motion sensor and Emergency.

Long life span, more than 75,000 hours, greatly reduce the cost of light source replacement and maintenance.

Buckle design is easy for ceiling mounting and suspension, with optional accessory kit sold separately.

IP66 waterproof, dust-proof and anti-corrosion, smooth appearance, easy to clean.



Technical data

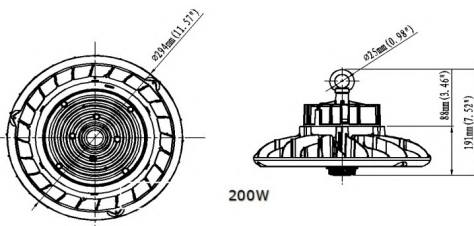
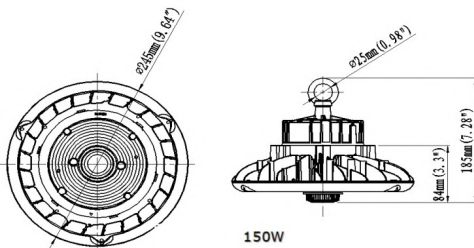
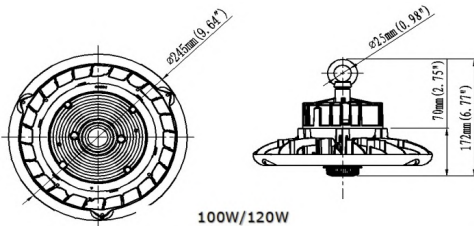
Light source	LED SMD			
System Wattage	100W	120W	150W	200W
Luminous flux	16000lm	19200lm	24000lm	32000lm
Luminous efficiency	160lm/w or option			
Colour Temperature	3000K, 4000K, 5000K, 6500K			
Colour Rendering Index	CRI>70, [CRI>80, CRI>90]			
Colour Deviation	SDCM<5			
Beam Angle	90°, 120°			
Cut-Off Angle	-			
Tilt Angle	-			
Anti-glare Rating	-			
Service Lifetime	75.000 Hrs L70 B20 Ta25			
Ingress Protection	IP66 IK08			
Operation Voltage	100-240VAC, 50Hz			
Power Factor	PF>0.9			
Operation Temperature	-30°C ~ 50°C			
Frame	Aluminum			
Finishing	Matt Black			
Lighting control (option)	Dali, 0-10V, Triac, Wireless, Sensor			

Accessories

-

Notes

-



RZ100HBD

Highbay Light Compact With Die Casting Aluminum Led 100W 15000lm CRI80 220VAC 50.000h IP66 IK08

RZ120HBD

Highbay Light Compact With Die Casting Aluminum Led 120W 18000lm CRI80 220VAC 50.000h IP66 IK08

RZ150HBD

Highbay Light Compact With Die Casting Aluminum Led 150W 22500lm CRI80 220VAC 50.000h IP66 IK08

RZ200HBD

Highbay Light Compact With Die Casting Aluminum Led 200W 30000lm CRI80 220VAC 50.000h IP66 IK08

Description

Housing: Die-cast Aluminum with inner aluminum heatsink, High transmittance and better thermal conductivity. The Led shell adopts optical polar PC materials, which ensures the light even, high transmittance. Instant start, no flickering, no humming, no hazardous material.

The ends where cable comes out, there are with waterproof PG connections, it secures the cable and keep water and dust from entering.

Dimming driver can be optionally sold separately: Dali, 0-10V, Triac, Wireless, Microwave motion sensor and Emergency.

Long life span, more than 50,000 hours, greatly reduce the cost of light source replacement and maintenance.

Buckle design is easy for ceiling mounting and suspension, with optional accessory kit sold separately.

IP66 waterproof, dust-proof and anti-corrosion, smooth appearance, easy to clean.



Technical data

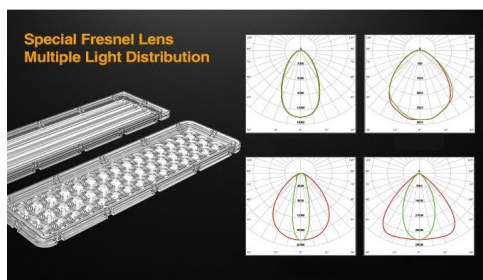
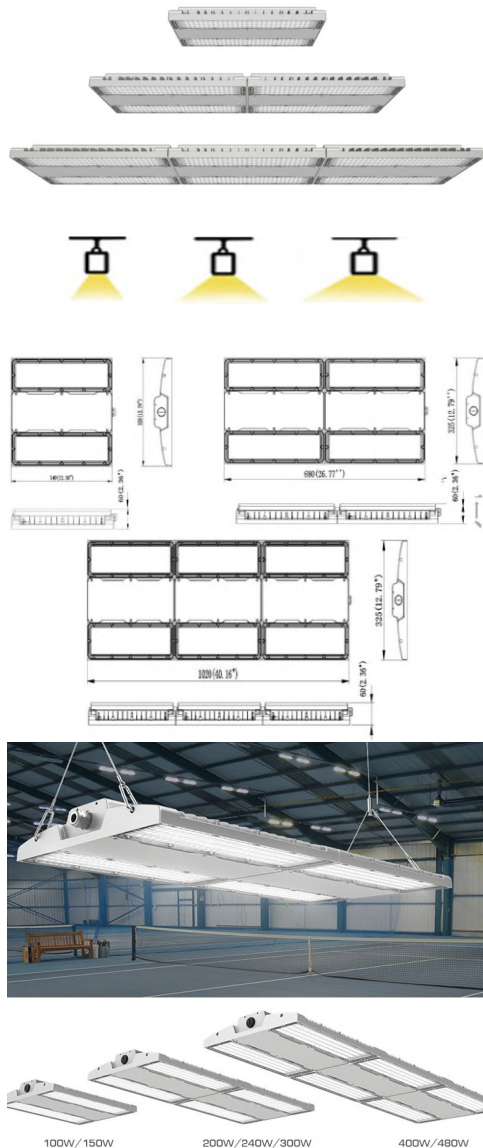
Light source	LED SMD			
System Wattage	100W	120W	150W	200W
Luminous flux	15000lm	18000lm	22500lm	30000lm
Luminous efficiency	150lm/w or option			
Colour Temperature	3000K, 4000K, 5000K, 6000K, 6500K			
Colour Rendering Index	CRI>80			
Colour Deviation	SDCM<5			
Beam Angle	60°, 90°, 120°			
Cut-Off Angle	-			
Tilt Angle	-			
Anti-glare Rating	UGR<25			
Service Lifetime	50.000 Hrs L80 B20 Ta25			
Ingress Protection	IP66 IK08			
Operation Voltage	220-240VAC, 50/60Hz			
Power Factor	PF>0.95			
Operation Temperature	-30°C ~ 50°C			
Frame	Aluminum			
Finishing	Matt Black			
Lighting control (option)	Dali, 0-10V, Triac, Wireless, Sensor			

Accessories


Casambi Wireless RZ-CW-HBD	Microwave motion RZ-MS-HBD	PIR sensor RZ-PS-HBD	90° PC reflector RZ-PCR-HBD	Aluminum reflector RZ-ALR-HBD

Notes

-



Separate space for integral PIR sensor, microwave motion sensor, Zigbee, DALI, emergency backup and reserved hole for intelligent solutions.



RZ100HBL

Highbay Linear Light With Die Casting Aluminum Led 100W 17.500lm CRI70 220VAC 100.000h IP66 IK10

RZ200HBL

Highbay Linear Light With Die Casting Aluminum Led 200W 35.000lm CRI70 220VAC 100.000h IP66 IK10

RZ300HBL

Highbay Linear Light With Die Casting Aluminum Led 300W 52.500lm CRI70 220VAC 100.000h IP66 IK10

RZ400HBL

Highbay Linear Light With Die Casting Aluminum Led 400W 70.000lm CRI70 220VAC 100.000h IP66 IK10

Description

Housing: Die-cast Aluminum with inner aluminum heatsink, High transmittance and better thermal conductivity. The Led shell adopts optical polar PC materials, which ensures the light even, high transmittance. Instant start, no flickering, no humming, no hazardous material.

The ends where cable comes out, there are with waterproof PG connections, it secures the cable and keep water and dust from entering.

Dimming driver can be optionally sold separately: Dali, 0-10V, Triac, Wireless, Microwave motion sensor and Emergency.

Long life span, more than 100.000 hours, greatly reduce the cost of light source replacement and maintenance.

Buckle design is easy for ceiling mounting and suspension, with optional accessory kit sold separately.

IP66 waterproof, dust-proof and anti-corrosion, smooth appearance, easy to clean.



Technical data

Light source	LED SMD			
System Wattage	100W	200W	300W	400W
Luminous flux	17.500lm	35.000lm	52.500lm	70.000lm
Luminous efficiency	175lm/w or option			
Colour Temperature	3000K, 4000K, 5000K			
Colour Rendering Index	CRI>70, [CRI>80, CRI>90]			
Colour Deviation	SDCM<5			
Beam Angle	30°, 60°, 90°, 120°, 30x60°, 60*90°, 30*120°			
Cut-Off Angle	-			
Tilt Angle	-			
Anti-glare Rating	-			
Service Lifetime	100.000 Hrs L70 B20 Ta25			
Ingress Protection	IP66 IK10			
Operation Voltage	100-240VAC, 50Hz			
Power Factor	PF>0.95			
Operation Temperature	-30°C ~ 50°C			
Frame	Aluminum			
Finishing	Matt Black			
Lighting control (option)	Dali, 0-10V, Triac, Wireless, Sensor			

Accessories

Notes



RZ0612-LL

Lifting Height Electric Remote Lighting Power 25W 100-240VAC, Lifting Weight Max 6KG, Lamp Power Max 800W IP55 Lifting Height 12M

RZ0616-LL

Lifting Height Electric Remote Lighting Power 25W 100-240VAC, Lifting Weight Max 6KG, Lamp Power Max 800W IP55 Lifting Height 16M

RZ0622-LL

Lifting Height Electric Remote Lighting Power 25W 100-240VAC, Lifting Weight Max 6KG, Lamp Power Max 800W IP55 Lifting Height 22M

Description

Housing: Die-cast Aluminum with inner aluminum heatsink.

Turn traditional high-altitude maintenance into ground maintenance, improve maintenance efficiency and reduce maintenance costs.

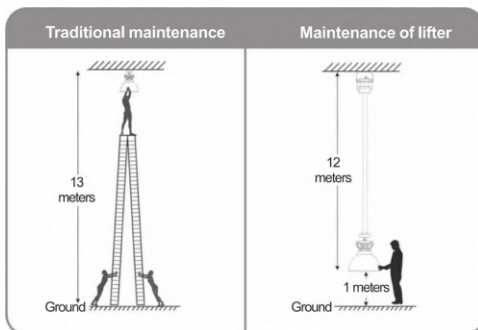
High reliability and simple operation, improving the safety of personnel and equipment.

Easy installation and improved space utilization.

There is no need to stop production during installation and maintenance, no margin loss.

The ends where cable comes out, there are with waterproof PG connections, it secures the cable and keep water and dust from entering.

IP54 waterproof, dust-proof, smooth appearance, easy to clean.



Technical data


System Wattage	25W		
Lifting Height	12M	16M	22M
Lifting Weight	Max. 6KG		
Lamp Power	Max. 800W		
Remote Control Distance	Max. 30M		
Lifting Speed	4M/min		
Ingress Protection	IP54		
Operation Voltage	100-240VAC, 50Hz		
Operation Temperature	-30°C ~ 50°C		
Frame	Aluminum		
Net Weight	2.5kg		
Finishing	Sliver		
Control method	Remote Control		

Accessories

-

Notes

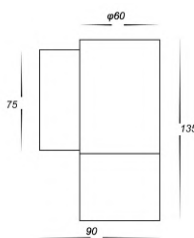
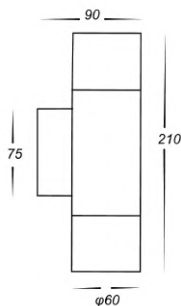
-





Wall Light





RZG35WDA

Wall Pillar Light Up & Down With Aluminum 2*GU10 Max.35W 220VAC D60*H210mm IP65

RZG35WDS

Wall Pillar Light Up & Down With Stainless Steel 304 Body, Anti-Corrosion 2*GU10 Max.35W 220VAC D60*H210mm IP65

RZG35WSA

Wall Pillar Light Single Fixed With Aluminum GU10 Max.35W 220VAC D60*H135mm IP65

RZG35WSS

Wall Pillar Light Single Fixed With Stainless Steel 304 Body, Anti-Corrosion GU10 Max.35W 220VAC D60*H135mm IP65

Description

Housing and wall fixture: Die-casting Aluminum, Pre-treated before powder coating ensuring high corrosion resistance, No-Rinse surface treatment. Optimised surface for reduced accumulation of dirt, with a high level of weather resistance. Durable silicone rubber gasket. Tamper-proof screw.

Surface mounting box for easy wiring or conduit connection when wiring from behind is not possible.

Control gear: 1 cable entries. 3-pole terminal block.

LED module: Led GU10. Luminaire head with non-reflective safety glass.

Dimming driver can be optionally sold separately [optional by bulb]: Dali, 0-10V, Wireless.

Protection mode IP65: dust-proof and water jet-proof.



Technical data

Light source	GU10 Max.35W	MR16 Max.20W
System Wattage	-	-
Luminous flux	-	-
Number of led lamp	-	-
Luminous efficiency	-	-
Colour Temperature	-	-
Colour Rendering Index	-	-
Colour Deviation	-	-
Beam Angle	-	-
Rotation Angle	-	-
Anti-glare Rating	-	-
Service Lifetime	-	-
Ingress Protection	IP65	
Operation Voltage	220-240VAC, 50Hz	12V
Operation Temperature	-30°C ~ 50°C	
Frame	Aluminum	Stainless Steel 304
Finishing	Matt White, Matt Black or Option	
Lighting control (option)	Dali, 0-10V, Triac, Wireless	

Accessories

-

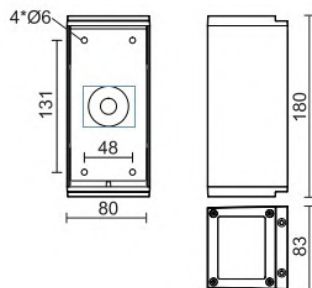
Notes

-



RZ0665SMX

Surface Mounted With Die-casting Aluminum Led 6W 90lm CRI80 50.000h IP66



Description

Housing and wall fixture: Die-casting Aluminum, Pre-treated before powder coating ensuring high corrosion resistance, No-Rinse surface treatment. Optimised surface for reduced accumulation of dirt, with a high level of weather resistance. Durable silicone rubber gasket. Tamper-proof screw.

Surface mounting box for easy wiring or conduit connection when wiring from behind is not possible. Luminaire head with transparent toughened non-reflective glass, resist the impact and friction.

Control gear: 1 cable entries. 3-pole terminal block.

LED module: High-power LEDs on metal-core PCB. Collimating lens made of optical Polymethyl. Tender and soft light to perfectly present the object without black spot and dark area.

Dimming driver can be optionally sold separately: Dali, 0-10V, Triac, Wireless.

Protection mode IP65: dust-proof and water jet-proof.



Technical data

Light source	LED SMD
System Wattage	6W
Luminous flux	90lm
Number of led lamp	-
Luminous efficiency	15lm/w or option
Colour Temperature	2700K, 3000K, 4000K, 6000K
Colour Rendering Index	CRI>80, [CRI>90]
Colour Deviation	SDCM<3
Beam Angle	2°, 10°, 20°, 30°, 45°, 60°, 2°x60°, ...
Rotation Angle	-
Anti-glare Rating	-
Service Lifetime	50.000 Hrs L80 B20 Ta35
Ingress Protection	IP66
Operation Voltage	100-240VAC, 50Hz 24VDC
Operation Temperature	-30°C ~ 50°C
Frame	Aluminum
Finishing	Grey Color, Matt White, Matt Black or Option
Lighting control (option)	Dali, 0-10V, Triac, Wireless

Accessories

-

Notes

-

RZ0666SMF

Surface Mounted Up-Light With Die-casting Aluminum Led 6W 480lm CRI80 Diffused 220VAC 120*150*L320mm 50.000h IP66



RZ1266SMF

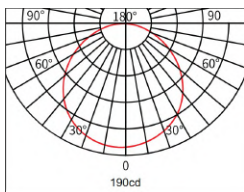
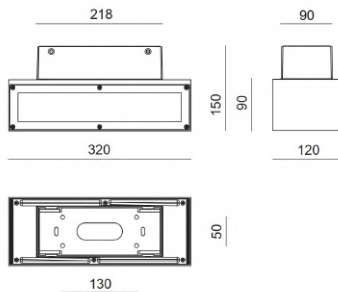
Surface Mounted Up & Down Light With Die-casting Aluminum Led 12W 960lm CRI80 Diffused 220VAC 120*150*L320mm 50.000h

RZ2066SMF

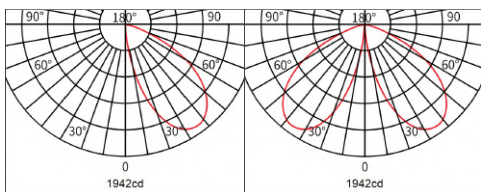
Surface Mounted Up-Light With Die-casting Aluminum Led 20W 1600lm CRI80 Asymmetric 220VAC 120*150*L320mm 50.000h IP66

RZ3666SMF

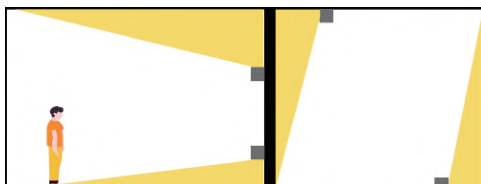
Surface Mounted Up & Down Light With Die-casting Aluminum Led 36W 2880lm CRI80 Asymmetric 220VAC 120*150*L320mm 50.000h IP66



Diffused



Asymmetric



Description

Housing and wall fixture: Die-casting Aluminum, Pre-treated before powder coating ensuring high corrosion resistance, No-Rinse surface treatment. Optimised surface for reduced accumulation of dirt, with a high level of weather resistance. Durable silicone rubber gasket. Tamper-proof screw.

Surface mounting box for easy wiring or conduit connection when wiring from behind is not possible. Luminaire head with transparent toughened non-reflective glass, resist the impact and friction.

Control gear: 1 cable entries. 3-pole terminal block.

LED module: High-power LEDs on metal-core PCB. Collimating lens made of optical Polymethyl. Tender and soft light to perfectly present the object without black spot and dark area.

Dimming driver can be optionally sold separately: Dali, 0-10V, Triac, Wireless.

Protection mode IP65: dust-proof and water jet-proof.



Technical data

Light source	LED SMD			
System Wattage	6W	12W		20W 36W
Luminous flux	480lm	960lm		1600lm 2880lm
Number of led lamp	-			
Luminous efficiency	80lm/w or option			
Colour Temperature	2700K, 3000K, 4000K, 6000K			
Colour Rendering Index	CRI>80, [CRI>90]			
Colour Deviation	SDCM<3			
Beam Angle	Diffused			Asymmetric
Rotation Angle	-			
Anti-glare Rating	-			
Service Lifetime	50.000 Hrs L80 B20 Ta35			
Ingress Protection	IP65			
Operation Voltage	100-240VAC, 50Hz			24VDC
Operation Temperature	-30°C ~ 50°C			
Frame	Aluminum			
Finishing	Grey Color, Matt White, Matt Black or Option			
Lighting control (option)	Dali, 0-10V, Triac, Wireless			

Accessories

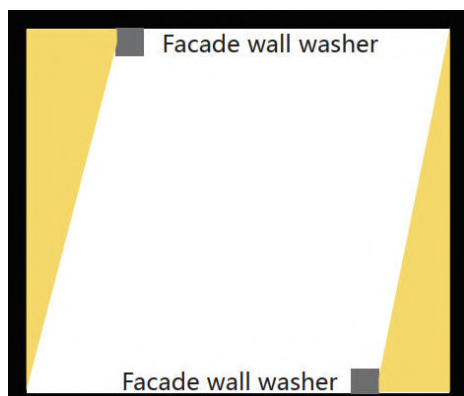
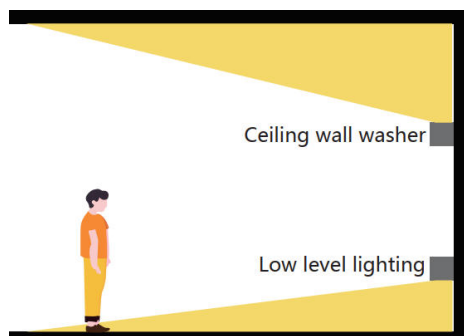
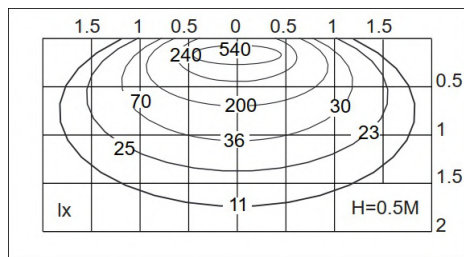
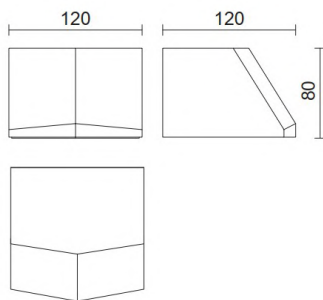
-

Notes

-

RZ0866SMS

Surface Mounted Single Light With Die-casting Aluminum Led 8W 680lm Asymmetric CRI80 120*120*H80mm 50.000h IP66



Description

Housing: Die-casting Aluminum, Pre-treated before powder coating ensuring high corrosion resistance, No-Rinse surface treatment. Optimised surface for reduced accumulation of dirt, with a high level of weather resistance. Durable silicone rubber gasket.

Recessed housing: PVC

Control gear: 1 cable entries. 3-pole terminal block.

LED module: High-power LEDs on metal-core PCB. Collimating lens made of optical Polymethyl. Tender and soft light to perfectly present the object without black spot and dark area.

Dimming driver can be optionally sold separately: Dali, 0-10V, Triac, Wireless.

Protection mode IP65: dust-proof and water jet-proof.



Technical data

Light source	LED SMD
System Wattage	8W
Luminous flux	680lm
Number of led lamp	-
Luminous efficiency	85lm/w or option
Colour Temperature	2700K, 3000K, 4000K, 6000K
Colour Rendering Index	CRI>80
Colour Deviation	SDCM<3
Beam Angle	Asymmetric
Rotation Angle	-
Anti-glare Rating	-
Service Lifetime	50.000 Hrs L80 B20 Ta35
Ingress Protection	IP66
Operation Voltage	100-240VAC, 50Hz 24VDC
Operation Temperature	-30°C ~ 50°C
Frame	Aluminum
Finishing	Grey, Matt White, Matt Black or Option
Lighting control (option)	Dali, 0-10V, Triac, Wireless

Accessories


-

Notes

-

RZ0665SSM

Surface Mounted Single Light With Die-casting Aluminum Led 6W 480lm Diffuse CRI80 72*162*H38mm 50.000h IP65



Description

Housing: Die-casting Aluminum, Pre-treated before powder coating ensuring high corrosion resistance, No-Rinse surface treatment. Optimised surface for reduced accumulation of dirt, with a high level of weather resistance. Durable silicone rubber gasket.

Recessed housing: PVC

Control gear: 1 cable entries. 3-pole terminal block.

LED module: High-power LEDs on metal-core PCB. Collimating lens made of optical Polymethyl. Tender and soft light to perfectly present the object without black spot and dark area.

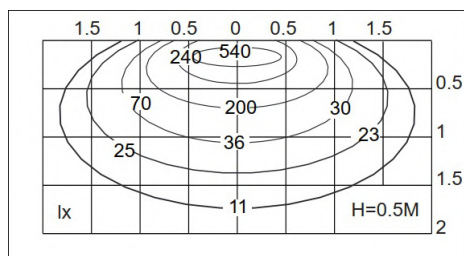
Dimming driver can be optionally sold separately: Dali, 0-10V, Triac, Wireless.

Protection mode IP65: dust-proof and water jet-proof.



Technical data

Light source	LED SMD
System Wattage	6W
Luminous flux	480lm
Number of led lamp	-
Luminous efficiency	80lm/w or option
Colour Temperature	2700K, 3000K, 4000K, 6000K
Colour Rendering Index	CRI>80
Colour Deviation	SDCM<3
Beam Angle	Diffuse
Rotation Angle	-
Anti-glare Rating	-
Service Lifetime	50.000 Hrs L70 B30 Ta25
Ingress Protection	IP65
Operation Voltage	100-240VAC, 50Hz 24VDC
Operation Temperature	-30°C ~ 50°C
Frame	Aluminum
Finishing	Grey, Matt White, Matt Black or Option
Lighting control (option)	Dali, 0-10V, Triac, Wireless



Accessories

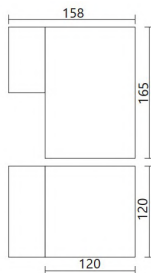
-

Notes

-

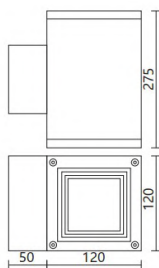
RZ1166SWS

Square Surface Mounted Down-Light With Die-casting Aluminum Led 11W 990lm 220VAC 120*120*H165mm IP66



RZ2266SWD

Square Surface Mounted Up-Down Light With Die-casting Aluminum Led 22W 1980lm 220VAC 120*120*H275mm IP66



Description

Housing and wall fixture: Die-casting Aluminum, Pre-treated before powder coating ensuring high corrosion resistance, No-Rinse surface treatment. Optimised surface for reduced accumulation of dirt, with a high level of weather resistance. Durable silicone rubber gasket. Tamper-proof screw.

Surface mounting box for easy wiring or conduit connection when wiring from behind is not possible.

Control gear: 1 cable entries. 3-pole terminal block.

LED module: Led GU10. Luminaire head with non-reflective safety glass.

Dimming driver can be optionally sold separately [optional by bulb]: Dali, 0-10V, Wireless.

Protection mode IP65: dust-proof and water jet-proof.



Technical data

Light source	LED COB	
System Wattage	11W	2*11W
Luminous flux	990lm	1980lm
Number of led lamp	-	
Luminous efficiency	90lm/w or option	
Colour Temperature	2700K, 3000K, 4000K, 6000K	
Colour Rendering Index	CRI>80; [CRI>90]	
Colour Deviation	SDCM<3	
Beam Angle	15°, 24°, 36°, 50°	
Rotation Angle	-	
Anti-glare Rating	-	
Service Lifetime	50.000 Hrs L70 B20 Ta35	
Ingress Protection	IP66	
Operation Voltage	220-240VAC, 50Hz	
Operation Temperature	-30°C ~ 50°C	
Frame	Aluminum	
Finishing	Grey, Matt White, Matt Black	
Lighting control (option)	Dali, 0-10V, Triac, Wireless	

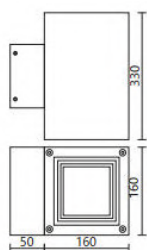
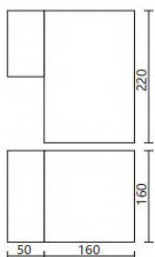
Accessories

-

Notes

-





RZ1866SWS

Square Surface Mounted Down-Light With Die-casting Aluminum Led 18W 1620lm 220VAC 160*160*H220mm IP66

RZ3666SWD

Square Surface Mounted Up-Down Light With Die-casting Aluminum Led 36W 3240lm 220VAC 160*160*H330mm IP66

Description

Housing and wall fixture: Die-casting Aluminum, Pre-treated before powder coating ensuring high corrosion resistance, No-Rinse surface treatment. Optimised surface for reduced accumulation of dirt, with a high level of weather resistance. Durable silicone rubber gasket. Tamper-proof screw.

Surface mounting box for easy wiring or conduit connection when wiring from behind is not possible.

Control gear: 1 cable entries. 3-pole terminal block.

LED module: Led GU10. Luminaire head with non-reflective safety glass.

Dimming driver can be optionally sold separately [optional by bulb]: Dali, 0-10V, Wireless.

Protection mode IP65: dust-proof and water jet-proof.



Technical data

Light source	LED COB	
System Wattage	18W	2*18W
Luminous flux	1620lm	3240lm
Number of led lamp	-	
Luminous efficiency	90lm/w or option	
Colour Temperature	2700K, 3000K, 4000K, 6000K	
Colour Rendering Index	CRI>80; [CRI>90]	
Colour Deviation	SDCM<3	
Beam Angle	15°, 24°, 36°, 50°	
Rotation Angle	-	
Anti-glare Rating	-	
Service Lifetime	50.000 Hrs L70 B20 Ta35	
Ingress Protection	IP66	
Operation Voltage	220-240VAC, 50Hz	
Operation Temperature	-30°C ~ 50°C	
Frame	Aluminum	
Finishing	Grey, Matt White, Matt Black	
Lighting control (option)	Dali, 0-10V, Triac, Wireless	

Accessories

-

Notes

-



RZ0365WR

Wall Recessed Light Led 3W 220lm CRI90 3000K Triac Dimmable D83x83mm 50.000h IP65
With PVC Recessed box



.Type A



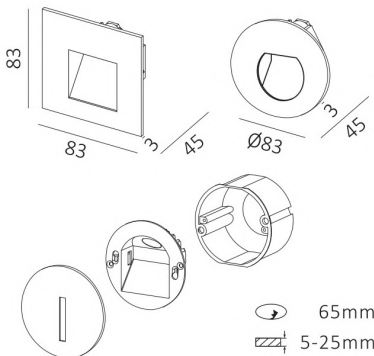
.Type B



.Type C



.Type D



Description

Housing: Die-casting Aluminum, Pre-treated before powder coating ensuring high corrosion resistance, No-Rinse surface treatment. Optimised surface for reduced accumulation of dirt, with a high level of weather resistance. Durable silicone rubber gasket.

Recessed housing: PVC. Clamp extension: spring kit.

Control gear: 2 cable entries. Through-wiring possible. 3-pole terminal block.

LED module: High-power LEDs on metal-core PCB. Collimating lens made of optical Polymethyl. Tender and soft light to perfectly present the object without black spot and dark area.

Triac dimmable driver, built-in driver for AC-input.

Dimming driver can be optionally sold separately [option AC in-put]: Dali, 0-10V, Wireless.

Protection mode IP65: dust-proof and water jet-proof.



Technical data

Light source	LED COB
System Wattage	3W
Luminous flux	220lm
Number of led lamp	1 Led
Luminous efficiency	75lm/w or option
Colour Temperature	2700K, 3000K, 4000K, 6000K
Colour Rendering Index	CRI>80, [CRI>90]
Colour Deviation	SDCM<3
Beam Angle	Diffused
Rotation Angle	-
Anti-glare Rating	-
Service Lifetime	50.000 Hrs L80 B20 Ta35
Ingress Protection	IP65
Operation Voltage	220-240VAC, 50Hz 24VDC
Operation Temperature	-30°C ~ 50°C
Frame	Aluminum
Finishing	Matt White, Matt Black or Option
Lighting control (option)	Dali, 0-10V, Triac, Wireless

Accessories

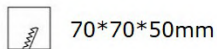
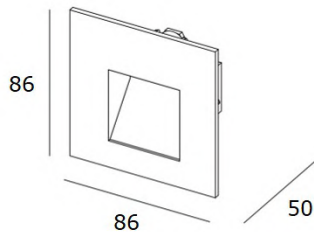
Wall recessed box

Notes

-

RZ0365WRD

Wall Recessed Light Led 3W 210lm 86*86*H50mm 50.000h IP65 With Recessed box



Description

Housing: Die-casting Aluminum, Pre-treated before powder coating ensuring high corrosion resistance, No-Rinse surface treatment. Optimised surface for reduced accumulation of dirt, with a high level of weather resistance. Durable silicone rubber gasket.

Recessed housing: PVC. Clamp extension: spring kit.

Control gear: 2 cable entries. Through-wiring possible. 3-pole terminal block.

LED module: High-power LEDs on metal-core PCB. Collimating lens made of optical Polymethyl. Tender and soft light to perfectly present the object without black spot and dark area.

Built-in driver for AC-input.

Dimming driver can be optionally sold separately [option AC in-put]: Dali, 0-10V, Wireless.



Technical data

Light source	LED SMD
System Wattage	3W
Luminous flux	210lm
Number of led lamp	-
Luminous efficiency	70lm/w or option
Colour Temperature	2700K, 3000K, 4000K, 6000K
Colour Rendering Index	CRI>80, [CRI>90]
Colour Deviation	SDCM<3
Beam Angle	Diffused
Rotation Angle	-
Anti-glare Rating	-
Service Lifetime	50.000 Hrs L70 B20 Ta35
Ingress Protection	IP65
Operation Voltage	220-240VAC, 50Hz 24VDC
Operation Temperature	-30°C ~ 50°C
Frame	Aluminum
Finishing	Matt White, Matt Black or Option
Lighting control (option)	Dali, 0-10V, Triac, Wireless

Accessories

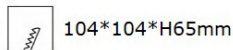
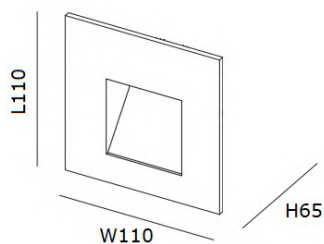
Wall recessed box

Notes

-

RZ0565WRE

Wall Recessed Light Led 5W 350lm 110*110*H65mm 50.000h IP65 With Recessed box



Description

Housing: Die-casting Aluminum, Pre-treated before powder coating ensuring high corrosion resistance, No-Rinse surface treatment. Optimised surface for reduced accumulation of dirt, with a high level of weather resistance. Durable silicone rubber gasket.

Recessed housing: PVC. Clamp extension: spring kit.

Control gear: 2 cable entries. Through-wiring possible. 3-pole terminal block.

LED module: High-power LEDs on metal-core PCB. Collimating lens made of optical Polymethyl. Tender and soft light to perfectly present the object without black spot and dark area.

Built-in driver for AC-input.

Dimming driver can be optionally sold separately [option AC in-put]: Dali, 0-10V, Wireless.



Technical data

Light source	LED SMD
System Wattage	5W
Luminous flux	350lm
Number of led lamp	-
Luminous efficiency	70lm/w or option
Colour Temperature	2700K, 3000K, 4000K, 6000K
Colour Rendering Index	CRI>80, [CRI>90]
Colour Deviation	SDCM<3
Beam Angle	Diffused
Rotation Angle	-
Anti-glare Rating	-
Service Lifetime	50.000 Hrs L70 B20 Ta25
Ingress Protection	IP65
Operation Voltage	220-240VAC, 50Hz 24VDC
Operation Temperature	-30°C ~ 50°C
Frame	Aluminum
Finishing	Matt White, Matt Black or Option
Lighting control (option)	Dali, 0-10V, Triac, Wireless

Accessories

Wall recessed box


Notes

-



RZ0565WRA

Wall Recessed Light With Die-casting Aluminum, Toughened Glass Cover Led 5W 400lm CRI80 Asymmetric 220VAC 65*L170mm 50.000h IP65 With Recessed box



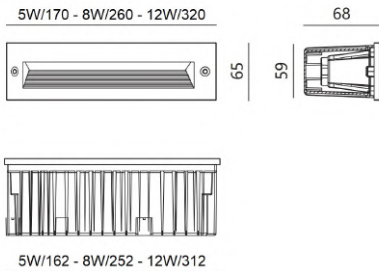
RZ0865WRA

Wall Recessed Light With Die-casting Aluminum, Toughened Glass Cover Led 8W 640lm CRI80 Asymmetric 220VAC 65*L260mm 50.000h IP65 With Recessed box



RZ1265WRA

Wall Recessed Light With Die-casting Aluminum, Toughened Glass Cover Led 12W 960lm CRI80 Asymmetric 220VAC 65*L320mm 50.000h IP65 With Recessed box



Description

Housing: Die-casting Aluminum, Pre-treated before powder coating ensuring high corrosion resistance, No-Rinse surface treatment. Optimised surface for reduced accumulation of dirt, with a high level of weather resistance. Durable silicone rubber gasket.

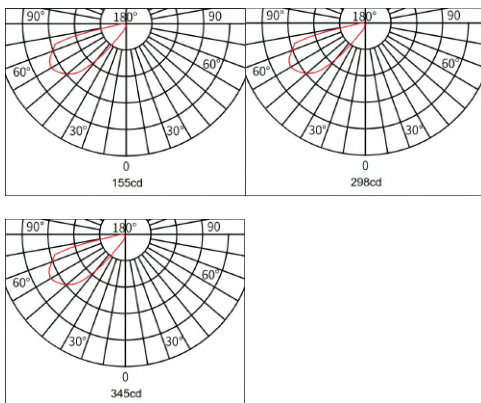
Recessed housing: PVC

Control gear: 1 cable entries. 3-pole terminal block.

LED module: High-power LEDs on metal-core PCB. Collimating lens made of optical Polymethyl. Tender and soft light to perfectly present the object without black spot and dark area.

Dimming driver can be optionally sold separately: Dali, 0-10V, Triac, Wireless

Protection mode IP65: dust-proof and water jet-proof.



Technical data

Light source	LED SMD		
System Wattage	5W	8W	12W
Luminous flux	400lm	640lm	960lm
Number of led lamp	-		
Luminous efficiency	80lm/w or option		
Colour Temperature	2700K, 3000K, 4000K, 6000K		
Colour Rendering Index	CRI>80, [CRI>90]		
Colour Deviation	SDCM<3		
Beam Angle	Asymmetric		
Rotation Angle	-		
Anti-glare Rating	-		
Service Lifetime	50.000 Hrs L80 B20 Ta35		
Ingress Protection	IP65		
Operation Voltage	100-240VAC, 50Hz		24VDC
Operation Temperature	-30°C ~ 50°C		
Frame	Aluminum		
Finishing	Grey, Matt White, Matt Black or Option		
Lighting control (option)	Dali, 0-10V, Triac, Wireless		

Accessories

Wall recessed box


Notes

-



RZ0565WRB

Wall Recessed Light With Die-casting Aluminum Led 5W 400lm CRI80 Asymmetric 220VAC 80*L185mm 50.000h IP65 Grey Color With Recessed box



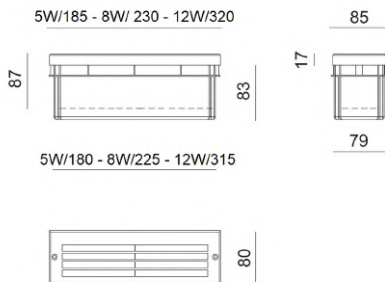
RZ0865WRB

Wall Recessed Light With Die-casting Aluminum Led 8W 640lm CRI80 Asymmetric 220VAC 80*L230mm 50.000h IP65 Grey Color With Recessed box



RZ1265WRB

Wall Recessed Light With Die-casting Aluminum Led 12W 960lm CRI80 Asymmetric 220VAC 80*L320mm 50.000h IP65 Grey Color With Recessed box



Description

Housing: Die-casting Aluminum, Pre-treated before powder coating ensuring high corrosion resistance, No-Rinse surface treatment. Optimised surface for reduced accumulation of dirt, with a high level of weather resistance. Durable silicone rubber gasket.

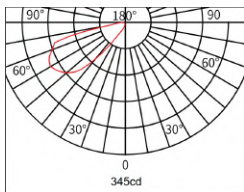
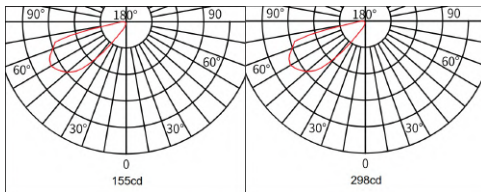
Recessed housing: PVC

Control gear: 1 cable entries. 3-pole terminal block.

LED module: High-power LEDs on metal-core PCB. Collimating lens made of optical Polymethyl. Tender and soft light to perfectly present the object without black spot and dark area.

Dimming driver can be optionally sold separately: Dali, 0-10V, Triac, Wireless.

Protection mode IP65: dust-proof and water jet-proof.



Technical data

Light source	LED SMD		
System Wattage	5W	8W	12W
Luminous flux	400lm	640lm	960lm
Number of led lamp	-		
Luminous efficiency	80lm/w or option		
Colour Temperature	2700K, 3000K, 4000K, 6000K		
Colour Rendering Index	CRI>80, [CRI>90]		
Colour Deviation	SDCM<3		
Beam Angle	Asymmetric		
Rotation Angle	-		
Anti-glare Rating	-		
Service Lifetime	50.000 Hrs L80 B20 Ta35		
Ingress Protection	IP65		
Operation Voltage	100-240VAC, 50Hz		24VDC
Operation Temperature	-30°C ~ 50°C		
Frame	Aluminum		
Finishing	Grey, Matt White, Matt Black or Option		
Lighting control (option)	Dali, 0-10V, Triac, Wireless		


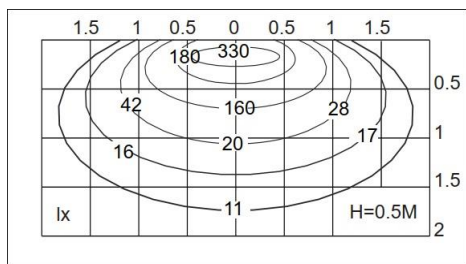
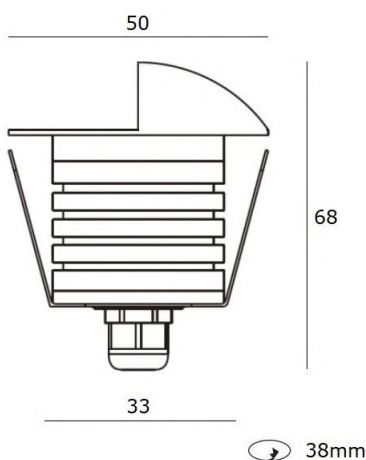
Accessories

Wall recessed box

Notes

-





RZ0165WRB

Wall Recessed Light With Die-casting Aluminum Led 1W 85lm CRI80 D50mm 50.000h IP65

RZ0365WRB

Wall Recessed Light With Die-casting Aluminum Led 3W 255lm CRI80 D50mm 50.000h IP65

Description

Recessed luminaire that can be installed in concrete floors or wall. It is designed to use white monochrome LED lamps, for lighting, fixed optic.

Housing: Die-casting Aluminum, Surface optimised for reduced accumulation of dirt, with a high level of weather resistance, Durable silicone rubber gasket.

Luminaire head with transparent toughened non-reflective glass, resist the impact and friction.

Control gear: Longitudinally watertight cable, 1 cable entries. 2 or 3-pole terminal block.

Installation with separate connection sleeve.

LED module: High-power LEDs on metal-core PCB. Collimating lens made of optical Polymethyl. Tender and soft light to perfectly present the object without black spot and dark area.

Dimming driver can be optionally sold separately: Dali, 0-10V, Triac, Wireless.

Protection mode IP65: dust-proof and water jet-proof.



Technical data

Light source	LED COB	
System Wattage	1W	3W
Luminous flux	85lm	255lm
Number of led lamp	-	
Luminous efficiency	85lm/w or option	
Colour Temperature	2700K, 3000K, 4000K, 6000K	
Colour Rendering Index	CRI>80, [CRI>90]	
Colour Deviation	SDCM<3	
Beam Angle	Diffused	
Rotation Angle	-	
Anti-glare Rating	-	
Service Lifetime	50.000 Hrs L80 B20 Ta35	
Ingress Protection	IP65	
Operation Voltage	220VAC	24VDC
Operation Temperature	-30°C ~ 50°C	
Frame	Aluminum	
Finishing	Matt Black, Matt White	
Lighting control (option)	Dali, 0-10V, Triac, Wireless	

Accessories

-

Notes

-

RZ0167WRC

Wall Recessed Light With Stainless Steel 316 Body, Anti-Corrosion, Transparent Toughened Glass Led 1W 85lm CRI80 D53mm 50.000h IP67

RZ0367WRC

Wall Recessed Light With Stainless Steel 316 Body, Anti-Corrosion, Transparent Toughened Glass Led 3W 255lm CRI80 D53mm 50.000h IP67

Description

Recessed luminaire that can be installed in concrete floors, wall or in the ground. It is designed to use white monochrome LED lamps, for lighting, fixed optic.

Housing: Stainless Steel body, Anti-Corrosion, Surface optimised for reduced accumulation of dirt, with a high level of weather resistance, Durable silicone rubber gasket.

Luminaire head with transparent toughened non-reflective glass, resist the impact and friction.

Control gear: Longitudinally watertight cable, 1 cable entries. 2 or 3-pole terminal block.

Installation with separate connection sleeve.

LED module: High-power LEDs on metal-core PCB. Collimating lens made of optical Polymethyl. Tender and soft light to perfectly present the object without black spot and dark area.

Dimming driver can be optionally sold separately: Dali, 0-10V, Triac, Wireless.

Protection mode IP67: dust-proof and accidental immersion up to 1m deep.

Suitable for walk-over with a maximum static load resistance of 300kg.



Technical data


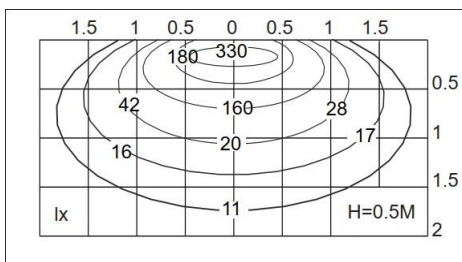
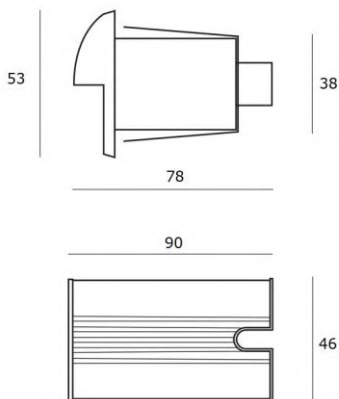
Light source	LED COB	
System Wattage	1W	3W
Luminous flux	85lm	255lm
Number of led lamp	-	
Luminous efficiency	85lm/w or option	
Colour Temperature	2700K, 3000K, 4000K, 6000K	
Colour Rendering Index	CRI>80, [CRI>90]	
Colour Deviation	SDCM<3	
Beam Angle	Diffused	
Rotation Angle	-	
Anti-glare Rating	-	
Service Lifetime	50.000 Hrs L80 B20 Ta35	
Ingress Protection	IP67	
Operation Voltage	220VAC	24VDC
Operation Temperature	-30°C ~ 50°C	
Frame	Stainless Steel	
Finishing	Non-Color, Matt Black, Matt White	
Lighting control (option)	Dali, 0-10V, Triac, Wireless	

Accessories

-

Notes

-

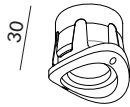


RZ0266HLA


Handrail Light With Die-casting Aluminum, Anti-Corrosion, Transparent Toughened Glass
Led 2W 100lm CRI80 24VDC 50.000h IP66



ØΦ 26.5



Φ 34



Description

Outdoor floodlight designed to use LED lamps and a spot optic. Consists of an optical assembly and accessories.

Minimalistic and compact appearance design.

Housing, hinge: Die-casting Aluminum, Anti-Corrosion, No-Rinse surface treatment. Surface with fluorine carbon spraying and optimised for reduced accumulation of dirt, with a high level of weather resistance.

Self-contained stainless steel elastic bracket.

Accurate asymmetric optical design.

Luminaire head with transparent toughened non-reflective glass, resist the impact and friction.

LED module: High-power LEDs on metal-core PCB. Collimating lens made of optical Polymethyl. Tender and soft light to perfectly present the object without black spot and dark area.

Dimming driver can be optionally sold separately: Dali, 0-10V, Triac, Wireless, DMX512.

Protection mode IP66: dust-proof and water jet-proof.



Technical data


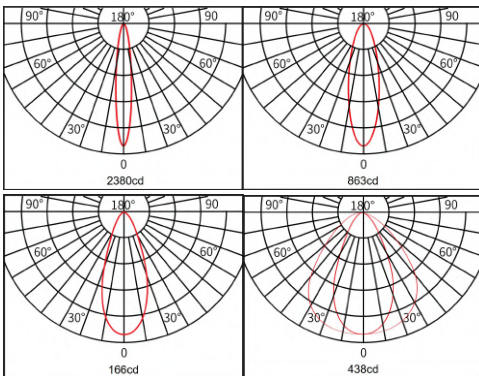
Light source	LED COB
System Wattage	2W
Luminous flux	100lm
Number of led lamp	-
Luminous efficiency	75lm/w or option
Colour Temperature	2700K, 3000K, 4000K, 6000K, RGBW
Colour Rendering Index	CRI>80, [CRI>90]
Colour Deviation	SDCM<3
Beam Angle	15°, 24°, 36°, 60°, 90°, [45°x20°]
Rotation Angle	-
Anti-glare Rating	-
Service Lifetime	50.000 Hrs L80 B20 Ta35
Ingress Protection	IP66 IK08
Operation Voltage	24VDC
Operation Temperature	-35°C ~ 60°C
Frame	Aluminum
Finishing	Chrome, Grey, White, Black or Option
Lighting control (option)	Dali, 0-10V, Triac, Wireless, DMX512

Accessories

-

Notes

-



RZ0866WLM

Surface Mounted Moon Light With Die-casting Aluminum Led 8W 560lm 360° CRI80 D210mm 50.000h IP66



Description

Housing and wall fixture: Die-casting Aluminum, Pre-treated before powder coating ensuring high corrosion resistance, No-Rinse surface treatment. Optimised surface for reduced accumulation of dirt, with a high level of weather resistance. Durable silicone rubber gasket. Tamper-proof screw.

Surface mounting box for easy wiring or conduit connection when wiring from behind is not possible.

Control gear: 1 cable entries. 3-pole terminal block.

LED module: High-power LEDs on metal-core PCB. Collimating lens made of optical Polymethyl. Tender and soft light to perfectly present the object without black spot and dark area.

Dimming driver can be optionally sold separately: Dali, 0-10V, Triac, Wireless, DMX.

Protection mode IP66: dust-proof and water jet-proof.



Technical data

Light source	LED SMD
System Wattage	8W
Luminous flux	560lm
Number of led lamp	-
Luminous efficiency	70lm/w or option
Colour Temperature	2700K, 3000K, 4000K, 6000K, RGB, RGBW
Colour Rendering Index	CRI>80, [CRI>90]
Colour Deviation	SDCM<3
Beam Angle	Diffused
Rotation Angle	-
Anti-glare Rating	-
Service Lifetime	50.000 Hrs L80 B20 Ta25
Ingress Protection	IP66
Operation Voltage	220-240VAC, 50Hz
Operation Temperature	-30°C ~ 50°C
Frame	Aluminum
Finishing	Grey, White, Black or Option
Lighting control (option)	Dali, 0-10V, Triac, Wireless

Accessories

-


Notes

-



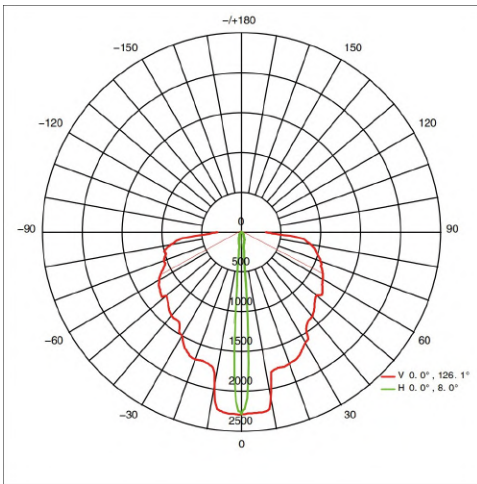
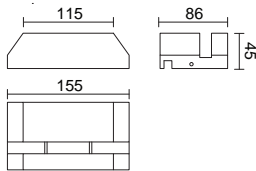




Façade



RZ06660LD

Outline Light With Die-casting Aluminum, Toughened Glass Cover Led 6W 180lm CRI80 120°*180° 24VDC 50.000h IP66



Description

Housing: Die-casting Aluminum, Anti-Corrosion, surface with anodizing treatment and optimised for reduced accumulation of dirt, with a high level of weather resistance and UV ray. Durable silicone rubber gasket.

Luminaire head with transparent toughened non-reflective glass, resist the impact and friction, has excellent rainwater clean ability.

Control gear: 2 cable entries. Through-wiring possible. [2-5] 3-pole terminal block.

LED module: High-power LEDs on metal-core PCB. Lens made of optical Polymethyl. Tender and soft light to perfectly present the object without black spot and dark area.

Constant current driver with PWM gray control installed inside, RGB gray level can reach to 65 degree equally, make the dynamic light-dimmer more soft, and the color richer.

DMX512 and Dimming driver can be optionally sold separately, Powerful interface adopts high reliable bus connect, all has the function of automatic addressing.

Protection mode IP66: dust-proof and water jet-proof.



Technical data

Light source	LED SMD
System Wattage	6W
Luminous flux	180lm
Number of led lamp	-
Luminous efficiency	30lm/w or option
Colour Temperature	2700K, 3000K, 4000K, 6000K, [RGB]
Colour Rendering Index	CRI>80, [CRI>90]
Colour Deviation	SDCM<3
Beam Angle	8°x150°
Rotation Angle	-
Anti-glare Rating	-
Service Lifetime	50.000 Hrs L80 B20 Ta35
Ingress Protection	IP66
Operation Voltage	24VDC 100-240VAC, 50Hz
Operation Temperature	-30°C ~ 50°C
Frame	Aluminum
Finishing	Grey, Matt White, Matt Black or Option
Lighting control (option)	Dali, 0-10V, Triac, Wireless, DMX512

Accessories

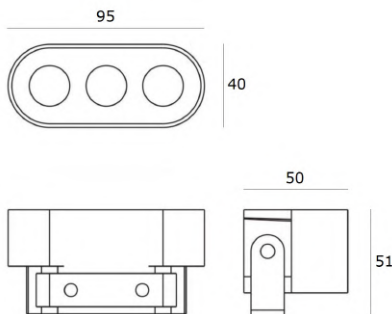
-

Notes

-

RZ0665SMS [No.]

Surface Mounted Linear Light With Die-casting Aluminum, Transparent Toughened Glass Cover Led 6W 480lm CRI80 50.000h IP65



Description

LED linear luminaire for wall washer and LED video display application.

Housing: Die-casting Aluminum, Anti-Corrosion, surface with anodizing treatment and optimised for reduced accumulation of dirt, with a high level of weather resistance. Mounting brackets for positioning as required: corrosion-resistant aluminium. 135° tilt.

Luminaire head with transparent toughened non-reflective glass, resist the impact and friction, has excellent rainwater clean ability.

Control gear: 2 cable entries. Through-wiring possible. [2-5] 3-pole terminal block.

LED module: High-power LEDs on metal-core PCB. Lens made of optical Polymethyl. Tender and soft light to perfectly present the object without black spot and dark area.

Constant current driver, RGBW gray level can reach to 65 degree equally, make the dynamic light-dimmer more soft, and the color richer.

DMX512 and Dimming driver can be optionally sold separately, Powerful interface adopts high reliable bus connect, all has the function of automatic addressing.

Protection mode IP65: dust-proof and water jet-proof.



Technical data

Light source	LED COB
System Wattage	6W
Luminous flux	480lm
Number of led lamp	3 Led
Luminous efficiency	80lm/w or option
Colour Temperature	2700K, 3000K, 4000K, 6000K, [RGBW]
Colour Rendering Index	CRI>80, [CRI>90]
Colour Deviation	SDCM<3
Beam Angle	6°, 15°, 20°, 30°, 45°, 60°, 15x35°, 15x45°
Rotation Angle	135° tilt
Anti-glare Rating	-
Service Lifetime	50.000 Hrs L80 B20 Ta35
Ingress Protection	IP65
Operation Voltage	24VDC 220-240VAC 50/60Hz
Operation Temperature	-30°C ~ 50°C
Frame	Aluminum
Finishing	Sliver, Grey, Black or Option
Lighting control (option)	Dali, 0-10V, Triac, Wireless, DMX512

Accessories

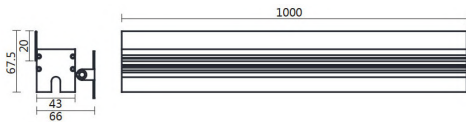
-

Notes

-

RZ2466MLE

Surface Mounted Linear Light With Die-casting Aluminum, Transparent Toughened Glass Cover Led 24W 1920lm CRI80 24VDC L1000mm 50.000h IP66



RZ4866MLE

Surface Mounted Linear Light With Die-casting Aluminum, Transparent Toughened Glass Cover Led 48W 3840lm CRI80 24VDC L1000mm 50.000h IP66

Description

LED linear luminaire for wall washer and LED video display application.

Housing: Die-casting Aluminum, Anti-Corrosion, surface with anodizing treatment and optimised for reduced accumulation of dirt, with a high level of weather resistance. Two mounting brackets for positioning as required: corrosion-resistant aluminium.

Luminaire head with transparent toughened non-reflective glass, resist the impact and friction, has excellent rainwater clean ability.

Control gear: 2 cable entries. Through-wiring possible. [2-5] 2-pole terminal block.

LED module: High-power LEDs on metal-core PCB. Lens made of optical Polymethyl. Tender and soft light to perfectly present the object without black spot and dark area.

Constant current driver with PWM gray control installed inside, RGB gray level can reach to 65 degree equally, make the dynamic light-dimmer more soft, and the color richer.

DMX512 and Dimming driver can be optionally sold separately, Powerful interface adopts high reliable bus connect, all has the function of automatic addressing.

Protection mode IP66: dust-proof and water jet-proof.



Technical data

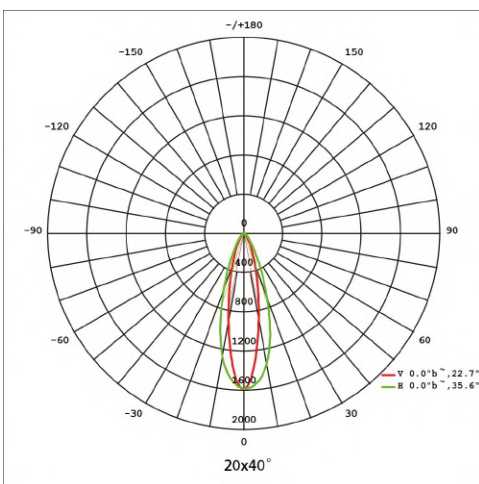
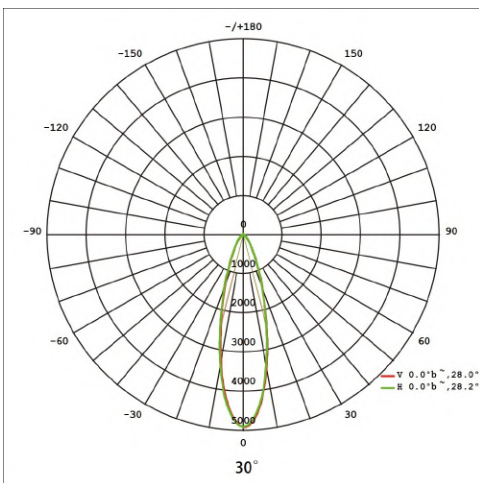
Light source	LED COB	
System Wattage	24W	48W
Luminous flux	1920lm	3840lm
Number of led lamp	-	
Luminous efficiency	80lm/w or option	
Colour Temperature	2700K, 3000K, 4000K, 6000K, [RGB]	
Colour Rendering Index	CRI>80, [CRI>90]	
Colour Deviation	SDCM<3	
Beam Angle	8°, 15°, 25°, 45°, 15x40°, 10x60°	
Rotation Angle	-	
Anti-glare Rating	-	
Service Lifetime	50.000 Hrs L80 B20 Ta35	
Ingress Protection	IP66	
Operation Voltage	24VDC	
Operation Temperature	-30°C ~ 50°C	
Frame	Aluminum	
Finishing	Sliver, Grey, Matt White, Matt Black or Option	
Lighting control (option)	Dali, 0-10V, Triac, Wireless, DMX512	

Accessories

-

Notes

-



RZ0567ILC

Inground Linear Light With Die-casting Aluminum, Surface with White Polymer Coating Led 5W 125lm CRI80 24VDC L260mm 50.000h IP67

RZ0867ILC

Inground Linear Light With Die-casting Aluminum, Surface with White Polymer Coating Led 8W 200lm CRI80 24VDC L509mm 50.000h IP67

RZ1567ILC

Inground Linear Light With Die-casting Aluminum, Surface with White Polymer Coating Led 15W 375lm CRI80 24VDC L1000mm 50.000h IP67

Description

LED linear luminaire for inground, ceiling-recessed and LED video display application.
Housing: Die-casting Aluminum, Anti-Corrosion, surface with anodizing treatment and optimised for reduced accumulation of dirt, with a high level of weather resistance. Two mounting brackets for positioning as required: corrosion-resistant aluminium. 135° tilt.
Luminaire head with Surface with White Polymer Coating, resist the impact and friction, has excellent rainwater clean ability.
Control gear: 2 cable entries. Through-wiring possible. [2-5] 2-pole terminal block.
LED module: High-power LEDs on metal-core PCB. Lens made of optical Polymethyl. Tender and soft light to perfectly present the object without black spot and dark area.
Constant current driver with PWM gray control installed inside, RGB gray level can reach to 65 degree equally, make the dynamic light-dimmer more soft, and the color richer.
DMX512 and Dimming driver can be optionally sold separately, Powerful interface adopts high reliable bus connect, all has the function of automatic addressing.
Protection mode IP67: dust-proof and accidental immersion up to 1m deep.



Technical data


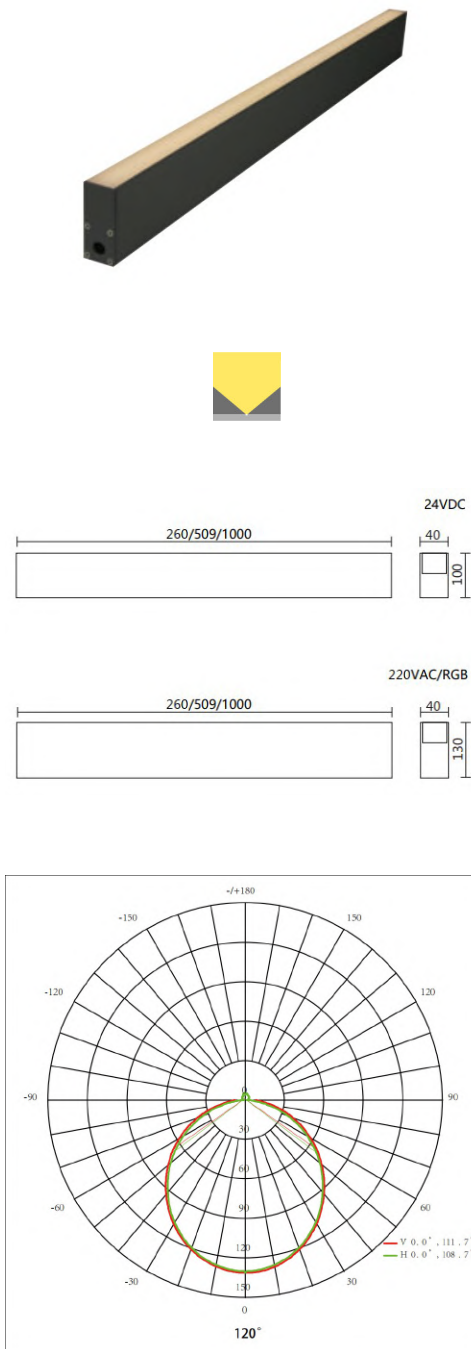
Light source	LED SMD		
System Wattage	5W	8W	15W
Luminous flux	125lm	200lm	375lm
Number of led lamp	-		
Luminous efficiency	25lm/w or option		
Colour Temperature	2700K, 3000K, 4000K, 6000K, [RGB]		
Colour Rendering Index	CRI>80, [CRI>90]		
Colour Deviation	SDCM<3		
Beam Angle	120°		
Rotation Angle	-		
Anti-glare Rating	-		
Service Lifetime	50.000 Hrs L80 B20 Ta25		
Ingress Protection	IP67		
Operation Voltage	24VDC		
Operation Temperature	-30°C ~ 50°C		
Frame	Aluminum		
Finishing	Sliver, Grey, or Option		
Lighting control (option)	Dali, 0-10V, Triac, Wireless, DMX512		

Accessories

-

Notes

-



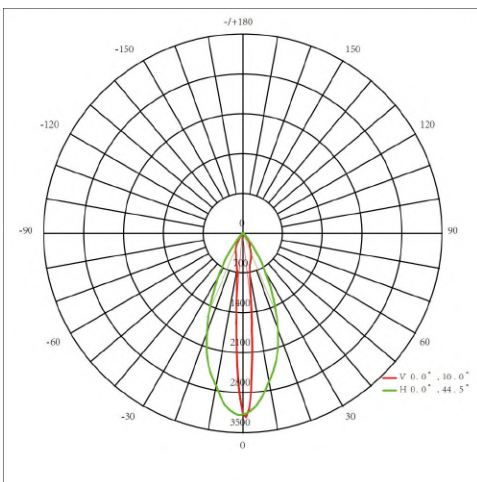
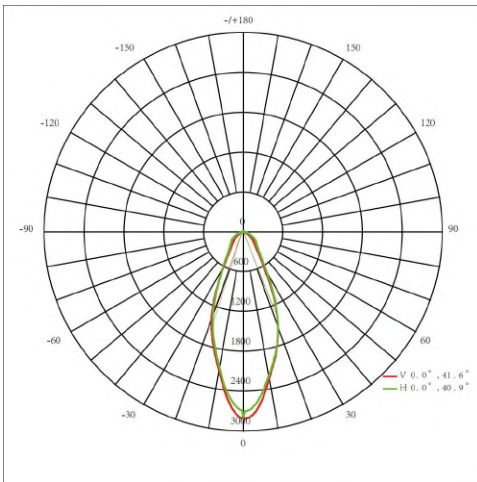
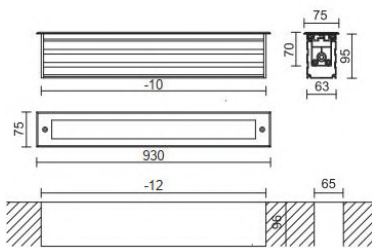
RZ2867ILD

Inground Linear Light With Die-casting Aluminum, Transparent Toughened Glass Cover Led
28W 2240lm CRI80 24VDC L930mm 50.000h IP67



RZ4267ILB

Inground Linear Light With Die-casting Aluminum, Transparent Toughened Glass Cover Led
42W 3360lm CRI80 24VDC L930mm 50.000h IP67



Description

LED linear luminaire for inground, ceiling-recessed and LED video display application.
Housing: Die-casting Aluminum, Anti-Corrosion, surface with anodizing treatment and optimised for reduced accumulation of dirt, with a high level of weather resistance. Two mounting brackets for positioning as required: corrosion-resistant aluminium. 135° tilt.
Luminaire head with transparent toughened non-reflective glass, resist the impact and friction, has excellent rainwater clean ability.
Control gear: 2 cable entries. Through-wiring possible. [2-5] 2-pole terminal block.
LED module: High-power LEDs on metal-core PCB. Lens made of optical Polymethyl. Tender and soft light to perfectly present the object without black spot and dark area.
Constant current driver with PWM gray control installed inside, RGB gray level can reach to 65 degree equally, make the dynamic light-dimmer more soft, and the color richer.
DMX512 and Dimming driver can be optionally sold separately, Powerful interface adopts high reliable bus connect, all has the function of automatic addressing.
Protection mode IP67: dust-proof and and accidental immersion up to 1m deep



Technical data

Light source	LED COB	
System Wattage	28W	42W
Luminous flux	2240lm	3360lm
Number of led lamp	-	
Luminous efficiency	80lm/w or option	
Colour Temperature	2700K, 3000K, 4000K, 6000K, [RGB]	
Colour Rendering Index	CRI>80	
Colour Deviation	SDCM<3	
Beam Angle	8°, 12°, 22°, 45°, 15x40°	
Rotation Angle	-	
Anti-glare Rating	Accessory options	
Service Lifetime	50.000 Hrs L80 B20 Ta25	
Ingress Protection	IP67	
Operation Voltage	220-240VAC, 50Hz	24VDC
Operation Temperature	-30°C ~ 50°C	
Frame	Aluminum	
Finishing	Sliver, Grey, Matt White, Matt Black or Option	
Lighting control (option)	Dali, 0-10V, Triac, Wireless, DMX512	

Accessories

Honeycomb can be optionally sold separately

Notes

-

RZ1568UWL

Underwater Surface Mounted Linear Light With Stainless Steel 316 body, Transparent Toughened Glass Cover Led 15W 1050lm CRI80 24VDC L1000mm 50.000h IP68

RZ3068UWL

Underwater Surface Mounted Linear Light With Stainless Steel 316 body, Transparent Toughened Glass Cover Led 30W 2100lm CRI80 24VDC L1000mm 50.000h IP68

Description

Recessed luminaire that can be installed in underwater or in the ground. It is designed to use LED lamps, for lighting, fixed optic.

Housing: Stainless Steel 316 Body, Anti-Corrosion, No-Rinse surface treatment. Optimised surface for reduced accumulation of dirt, with a high level of weather resistance. Stainless steel fasteners in grade 316, Durable silicone rubber gasket.

Luminaire head with transparent toughened non-reflective glass, resist the impact and friction.

Control gear: Longitudinally watertight cable, 1 cable entries. 2-pole terminal block.

LED module: High-power LEDs on metal-core PCB. Collimating lens made of optical Polymethyl. Tender and soft light to perfectly present the object without black spot and dark area.

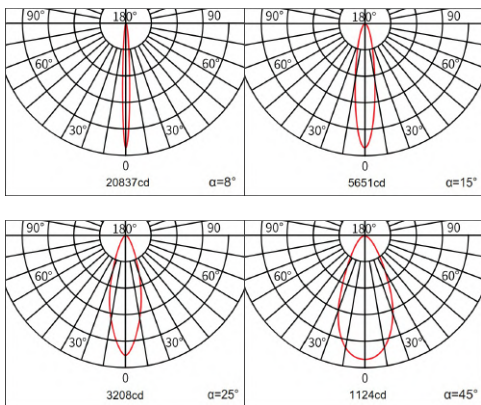
Dimming driver can be optionally sold separately: Dali, 0-10V, Triac, Wireless.

Protection mode IP68: Protection against dust ingress, continuous immersion up to 3m deep.

Suitable for walk-over with a maximum static load resistance of 300kg.



Technical data



Light source	LED COB	
System Wattage	15W	30W
Luminous flux	1050lm	2100lm
Number of led lamp	-	
Luminous efficiency	60lm/w or option	
Colour Temperature	2700K, 3000K, 4000K, 6000K, [RGB], [RGBW]	
Colour Rendering Index	CRI>80	
Colour Deviation	SDCM<3	
Beam Angle	8°, 15°, 25°, 45°, 15°x40°	
Rotation Angle	-	
Anti-glare Rating	-	
Service Lifetime	50.000 Hrs L80 B20 Ta35	
Ingress Protection	IP68	
Operation Voltage	24VDC	
Operation Temperature	-30°C ~ 50°C	
Frame	Stainless Steel 316	
Finishing	Non-Color	
Lighting control (option)	Dali, 0-10V, Triac, Wireless, DMX512	

Accessories

-

Notes

-

RZ1568UWL

Underwater Surface Mounted Linear Light With Stainless Steel 316 body, Transparent Toughened Glass Cover Led 15W 1050lm CRI80 24VDC L1000mm 50.000h IP68

RZ3068UWL

Underwater Surface Mounted Linear Light With Stainless Steel 316 body, Transparent Toughened Glass Cover Led 30W 2100lm CRI80 24VDC L1000mm 50.000h IP68

Description

Recessed luminaire that can be installed in underwater or in the ground. It is designed to use LED lamps, for lighting, fixed optic.

Housing: Stainless Steel 316 Body, Anti-Corrosion, No-Rinse surface treatment. Optimised surface for reduced accumulation of dirt, with a high level of weather resistance. Stainless steel fasteners in grade 316, Durable silicone rubber gasket.

Luminaire head with transparent toughened non-reflective glass, resist the impact and friction.

Control gear: Longitudinally watertight cable, 1 cable entries. 2-pole terminal block.

LED module: High-power LEDs on metal-core PCB. Collimating lens made of optical Polymethyl. Tender and soft light to perfectly present the object without black spot and dark area.

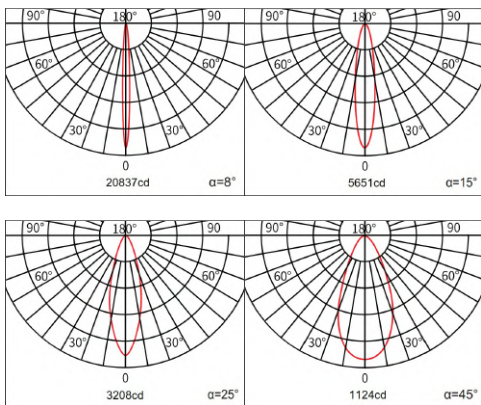
Dimming driver can be optionally sold separately: Dali, 0-10V, Triac, Wireless.

Protection mode IP68: Protection against dust ingress, continuous immersion up to 3m deep.

Suitable for walk-over with a maximum static load resistance of 300kg.



Technical data



Light source	LED COB	
System Wattage	15W	30W
Luminous flux	1050lm	2100lm
Number of led lamp	-	
Luminous efficiency	60lm/w or option	
Colour Temperature	2700K, 3000K, 4000K, 6000K, [RGB], [RGBW]	
Colour Rendering Index	CRI>80	
Colour Deviation	SDCM<3	
Beam Angle	8°, 15°, 25°, 45°, 15°x40°	
Rotation Angle	-	
Anti-glare Rating	-	
Service Lifetime	50.000 Hrs L80 B20 Ta35	
Ingress Protection	IP68	
Operation Voltage	24VDC	
Operation Temperature	-30°C ~ 50°C	
Frame	Stainless Steel 316	
Finishing	Non-Color	
Lighting control (option)	Dali, 0-10V, Triac, Wireless, DMX512	

Accessories

-

Notes

-

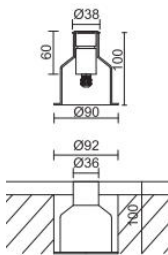



Landscape



RZO168IGA

Inground Light Stainless Steel 316 Cover, Anti-Corrosion, Transparent Toughened Glass
Led 1.5W 120lm CRI80 24VDC 50.000h IP68 With Recessed Box



Description

Recessed luminaire that can be installed in concrete floors or in the ground. It is designed to use LED lamps, for lighting, fixed optic.

Housing: Die-casting Aluminum with Stainless Steel 316 Cover, Anti-Corrosion, No-Rinse surface treatment. Surface with electrostatic plastic coating and Optimised for reduced accumulation of dirt, with a high level of weather resistance. Stainless steel fasteners in grade 316, Durable silicone rubber gasket.

Luminaire head with transparent toughened non-reflective glass, resist the impact and friction.

Control gear: Longitudinally watertight cable, 1 cable entries. [3] 2-pole terminal block.

Installation with separate connection sleeve.

LED module: High-power LEDs on metal-core PCB. Collimating lens made of optical Polymethyl. Tender and soft light to perfectly present the object without black spot and dark area.

Dimming driver can be optionally sold separately: Dali, 0-10V, Triac, Wireless.

Protection mode IP67: dust-proof and accidental immersion up to 1m deep.

Suitable for walk-over with a maximum static load resistance of 300kg.



Technical data

Light source	LED COB
System Wattage	1.5W
Luminous flux	120lm
Number of led lamp	1 Led
Luminous efficiency	80lm/w or option
Colour Temperature	2700K, 3000K, 4000K, 6000K
Colour Rendering Index	CRI>80
Colour Deviation	SDCM<3
Beam Angle	8°, 12°, 22°, 40°, Diffused
Rotation Angle	-
Anti-glare Rating	-
Service Lifetime	50.000 Hrs L80 B20 Ta35
Ingress Protection	IP68
Operation Voltage	24VDC
Operation Temperature	-30°C ~ 50°C
Frame	Aluminum & Stainless Steel 316 Cover
Finishing	Non-Color
Lighting control (option)	Dali, 0-10V, Triac, Wireless, DMX512



Accessories

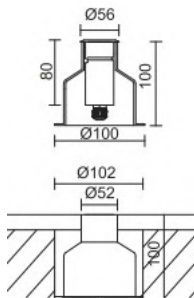
-

Notes

-

RZ0268IGA

Inground Light Stainless Steel 316 Cover, Anti-Corrosion, Transparent Toughened Glass
Led 2W 130lm CRI80 24VDC 50.000h IP68 With Recessed Box



Description

Recessed luminaire that can be installed in concrete floors or in the ground. It is designed to use LED lamps, for lighting, fixed optic.

Housing: Die-casting Aluminum with Stainless Steel 316 Cover, Anti-Corrosion, No-Rinse surface treatment. Surface with electrostatic plastic coating and Optimised for reduced accumulation of dirt, with a high level of weather resistance. Stainless steel fasteners in grade 316, Durable silicone rubber gasket.

Luminaire head with transparent toughened non-reflective glass, resist the impact and friction.

Control gear: Longitudinally watertight cable, 1 cable entries. [3] 2-pole terminal block.

Installation with separate connection sleeve.

LED module: High-power LEDs on metal-core PCB. Collimating lens made of optical Polymethyl. Tender and soft light to perfectly present the object without black spot and dark area.

Dimming driver can be optionally sold separately: Dali, 0-10V, Triac, Wireless.

Protection mode IP67: dust-proof and accidental immersion up to 1m deep.

Suitable for walk-over with a maximum static load resistance of 300kg.

More option:



Technical data

Light source	LED	
System Wattage	2W	2W
Luminous flux	130lm	30lm
Number of led lamp	1 Led	-
Luminous efficiency	65lm/w or option	
Colour Temperature	2700K, 3000K, 4000K, 6000K, RGB	
Colour Rendering Index	CRI>80	
Colour Deviation	SDCM<3	
Beam Angle	6°, 10°, 20°, 40°, 10°x40°, 100°	
Rotation Angle	-	
Anti-glare Rating	-	
Service Lifetime	50.000 Hrs L80 B20 Ta35	
Ingress Protection	IP68	
Operation Voltage	24VDC	
Operation Temperature	-30°C ~ 50°C	
Frame	Aluminum & Stainless Steel 316 Cover	
Finishing	Non-Color	
Lighting control (option)	Dali, 0-10V, Triac, Wireless, DMX512	

Accessories



Honeycomb



Concentric louvre



Halfmoon Lens

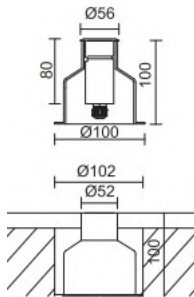
Notes

-



RZ0468IGA

Inground Light Stainless Steel 316 Cover, Anti-Corrosion, Transparent Toughened Glass
Led 4W 220lm CRI80 24VDC 50.000h IP68 With Recessed Box



Description

Recessed luminaire that can be installed in concrete floors or in the ground. It is designed to use LED lamps, for lighting, fixed optic.

Housing: Die-casting Aluminum with Stainless Steel 316 Cover, Anti-Corrosion, No-Rinse surface treatment. Surface with electrostatic plastic coating and Optimised for reduced accumulation of dirt, with a high level of weather resistance. Stainless steel fasteners in grade 316, Durable silicone rubber gasket.

Luminaire head with transparent toughened non-reflective glass, resist the impact and friction.

Control gear: Longitudinally watertight cable, 1 cable entries. [3] 2-pole terminal block.

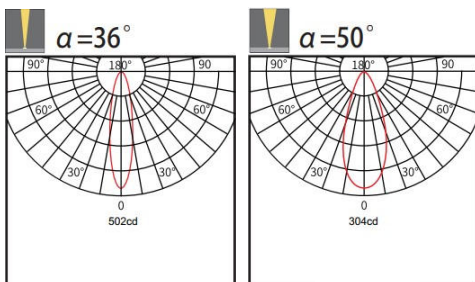
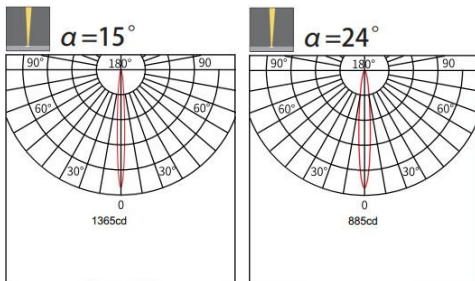
Installation with separate connection sleeve.

LED module: High-power LEDs on metal-core PCB. Collimating lens made of optical Polymethyl. Tender and soft light to perfectly present the object without black spot and dark area.

Dimming driver can be optionally sold separately: Dali, 0-10V, Triac, Wireless.

Protection mode IP67: dust-proof and accidental immersion up to 1m deep.

Suitable for walk-over with a maximum static load resistance of 300kg.



Technical data

Light source	LED COB
System Wattage	4W
Luminous flux	220lm
Number of led lamp	1 Led
Luminous efficiency	65lm/w or option
Colour Temperature	2700K, 3000K, 4000K, 6000K, RGB
Colour Rendering Index	CRI>80
Colour Deviation	SDCM<3
Beam Angle	15°, 24°, 36°, 50°
Rotation Angle	-
Anti-glare Rating	-
Service Lifetime	50.000 Hrs L80 B20 Ta35
Ingress Protection	IP68
Operation Voltage	24VDC
Operation Temperature	-30°C ~ 50°C
Frame	Aluminum & Stainless Steel 316 Cover
Finishing	Non-Color
Lighting control (option)	Dali, 0-10V, Triac, Wireless, DMX512

Accessories



Honeycomb



Concentric louver



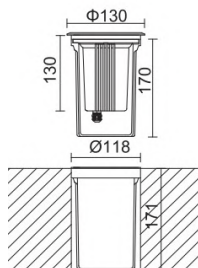
Hafmoon Lens

Notes

-

RZ0667IGA

Inground Light Stainless Steel 316 Cover, Anti-Corrosion, Transparent Toughened Glass
Led 6W 480lm CRI80 24VDC 50.000h IP67 With Recessed Box



Description

Recessed luminaire that can be installed in concrete floors or in the ground. It is designed to use LED lamps, for lighting, fixed optic.

Housing: Die-casting Aluminum with Stainless Steel 316 Cover, Anti-Corrosion, No-Rinse surface treatment. Surface with electrostatic plastic coating and Optimised for reduced accumulation of dirt, with a high level of weather resistance. Stainless steel fasteners in grade 316, Durable silicone rubber gasket.

Luminaire head with transparent toughened non-reflective glass, resist the impact and friction.

Control gear: Longitudinally watertight cable, 1 cable entries. [3] 2-pole terminal block.

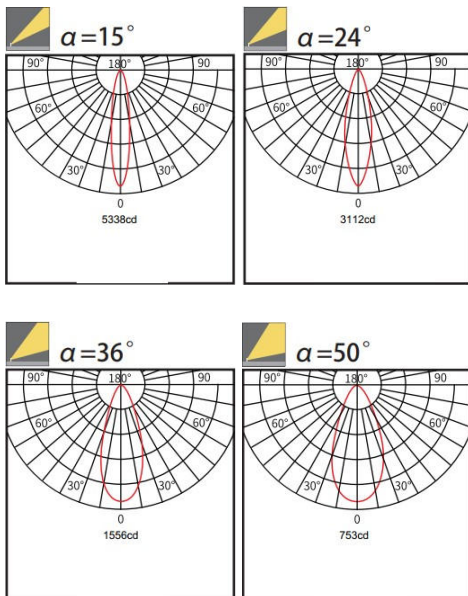
Installation with separate connection sleeve.

LED module: High-power LEDs on metal-core PCB. Collimating lens made of optical Polymethyl. Tender and soft light to perfectly present the object without black spot and dark area.

Dimming driver can be optionally sold separately: Dali, 0-10V, Triac, Wireless.

Protection mode IP67: dust-proof and accidental immersion up to 1m deep.

Suitable for walk-over with a maximum static load resistance of 300kg.



Technical data

Light source	LED COB
System Wattage	6W
Luminous flux	480lm
Number of led lamp	1 Led
Luminous efficiency	80lm/w or option
Colour Temperature	2700K, 3000K, 4000K, 6000K
Colour Rendering Index	CRI>80
Colour Deviation	SDCM<3
Beam Angle	10°, 15°, 24°, 36°, 50°
Rotation Angle	25° Tilt
Anti-glare Rating	-
Service Lifetime	50.000 Hrs L80 B20 Ta35
Ingress Protection	IP67
Operation Voltage	100-240VAC, 50Hz 24VDC
Operation Temperature	-30°C ~ 50°C
Frame	Aluminum & Stainless Steel 316 Cover
Finishing	Non-Color
Lighting control (option)	Dali, 0-10V, Triac, Wireless, DMX512

Accessories



Honeycomb



Concentric louver



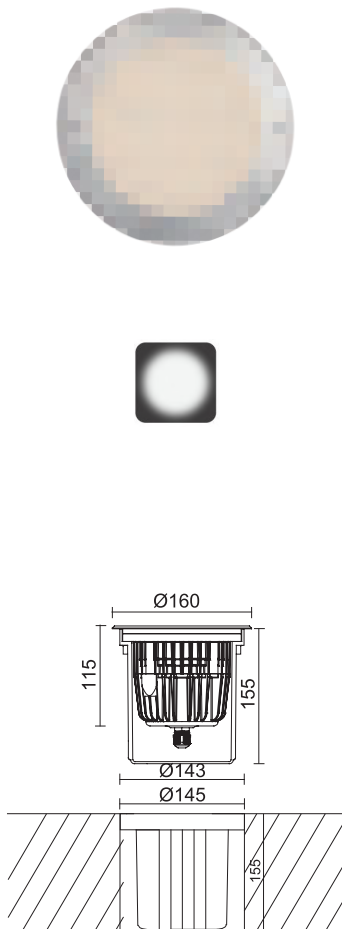
Hafmoon Lens

Notes

-

RZ0867IGD

Inground Light Stainless Steel 316 Cover, Anti-Corrosion, Diffused Led 8W 120lm CRI80 50.000h IP67 With Recessed Box



Description

Recessed luminaire that can be installed in concrete floors or in the ground. It is designed to use LED lamps, for lighting, fixed optic.

Housing: Die-casting Aluminum with Stainless Steel 316 Cover, Anti-Corrosion, No-Rinse surface treatment. Surface with electrostatic plastic coating and Optimised for reduced accumulation of dirt, with a high level of weather resistance. Stainless steel fasteners in grade 316, Durable silicone rubber gasket.

Luminaire head with transparent toughened non-reflective glass, resist the impact and friction.

Control gear: Longitudinally watertight cable, 1 cable entries. [3] 2-pole terminal block.

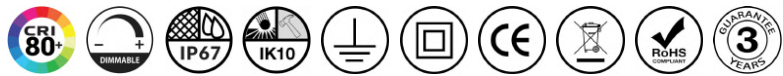
Installation with separate connection sleeve.

LED module: High-power LEDs on metal-core PCB. Collimating lens made of optical Polymethyl. Tender and soft light to perfectly present the object without black spot and dark area.

Dimming driver can be optionally sold separately: Dali, 0-10V, Triac, Wireless.

Protection mode IP67: dust-proof and accidental immersion up to 1m deep.

Suitable for walk-over with a maximum static load resistance of 300kg.



Technical data

Light source	LED COB
System Wattage	8W
Luminous flux	480lm (LED), 120lm
Number of led lamp	-
Luminous efficiency	60lm/w or option
Colour Temperature	2700K, 3000K, 4000K, 6000K, [RGBW]
Colour Rendering Index	CRI>80
Colour Deviation	SDCM<3
Beam Angle	Diffused
Rotation Angle	-
Anti-glare Rating	-
Service Lifetime	50.000 Hrs L80 B20 Ta25
Ingress Protection	IP67 IK10
Operation Voltage	220-240VAC, 50Hz 24VDC
Operation Temperature	-30°C ~ 50°C
Frame	Aluminum & Stainless Steel 316 Cover
Finishing	Non-Color
Lighting control (option)	Dali, 0-10V, Triac, Wireless, DMX512

Accessories

-

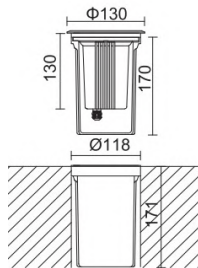
Notes

-



RZ1167IGA

Inground Light Stainless Steel 316 Cover, Anti-Corrosion, Transparent Toughened Glass
Led 11W 880lm CRI80 24VDC 50.000h IP67 With Recessed Box



Description

Recessed luminaire that can be installed in concrete floors or in the ground. It is designed to use LED lamps, for lighting, fixed optic.

Housing: Die-casting Aluminum with Stainless Steel 316 Cover, Anti-Corrosion, No-Rinse surface treatment. Surface with electrostatic plastic coating and Optimised for reduced accumulation of dirt, with a high level of weather resistance. Stainless steel fasteners in grade 316, Durable silicone rubber gasket.

Luminaire head with transparent toughened non-reflective glass, resist the impact and friction.

Control gear: Longitudinally watertight cable, 1 cable entries. [3] 2-pole terminal block.

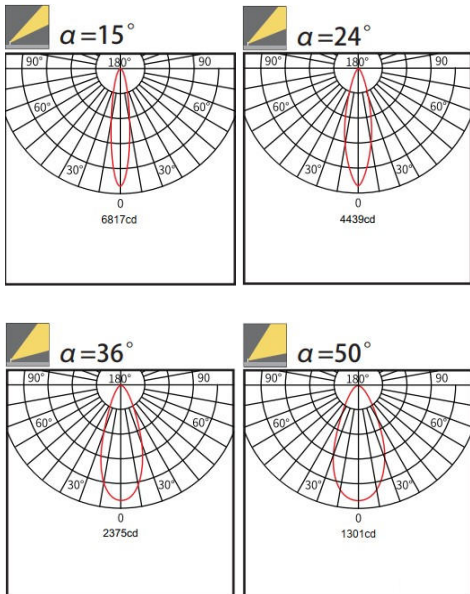
Installation with separate connection sleeve.

LED module: High-power LEDs on metal-core PCB. Collimating lens made of optical Polymethyl. Tender and soft light to perfectly present the object without black spot and dark area.

Dimming driver can be optionally sold separately: Dali, 0-10V, Triac, Wireless.

Protection mode IP67: dust-proof and accidental immersion up to 1m deep.

Suitable for walk-over with a maximum static load resistance of 300kg.



Technical data

Light source	LED COB
System Wattage	11W
Luminous flux	880lm
Number of led lamp	1 Led
Luminous efficiency	80lm/w or option
Colour Temperature	2700K, 3000K, 4000K, 6000K, RGB[W]
Colour Rendering Index	CRI>80
Colour Deviation	SDCM<3
Beam Angle	15°, 24°, 36°, 50°
Rotation Angle	25° Tilt
Anti-glare Rating	-
Service Lifetime	50.000 Hrs L80 B20 Ta35
Ingress Protection	IP67
Operation Voltage	100-240VAC, 50Hz 24VDC
Operation Temperature	-30°C ~ 50°C
Frame	Aluminum & Stainless Steel 316 Cover
Finishing	Non-Color
Lighting control (option)	Dali, 0-10V, Triac, Wireless, DMX512

Accessories



Honeycomb



Concentric louver



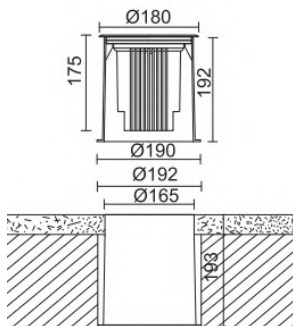
Hafmoon Lens

Notes

-

RZ1567IGA

Inground Light Stainless Steel 316 Cover, Anti-Corrosion, Transparent Toughened Glass
Led 15W 1200lm CRI80 24VDC 50.000h IP67 With Recessed Box



Description

Recessed luminaire that can be installed in concrete floors or in the ground. It is designed to use LED lamps, for lighting, fixed optic.

Housing: Die-casting Aluminum with Stainless Steel 316 Cover, Anti-Corrosion, No-Rinse surface treatment. Surface with electrostatic plastic coating and Optimised for reduced accumulation of dirt, with a high level of weather resistance. Stainless steel fasteners in grade 316, Durable silicone rubber gasket.

Luminaire head with transparent toughened non-reflective glass, resist the impact and friction.

Control gear: Longitudinally watertight cable, 1 cable entries. [3] 2-pole terminal block.

Installation with separate connection sleeve.

LED module: High-power LEDs on metal-core PCB. Collimating lens made of optical Polymethyl. Tender and soft light to perfectly present the object without black spot and dark area.

Dimming driver can be optionally sold separately: Dali, 0-10V, Triac, Wireless.

Protection mode IP67: dust-proof and accidental immersion up to 1m deep.

Suitable for walk-over with a maximum static load resistance of 300kg.



Technical data

Light source	LED COB
System Wattage	15W
Luminous flux	1200lm
Number of led lamp	1 Led
Luminous efficiency	80lm/w or option
Colour Temperature	2700K, 3000K, 4000K, 6000K
Colour Rendering Index	CRI>80
Colour Deviation	SDCM<3
Beam Angle	15°, 24°, 36°, 50°
Rotation Angle	25° Tilt
Anti-glare Rating	-
Service Lifetime	50.000 Hrs L80 B20 Ta25
Ingress Protection	IP67
Operation Voltage	220-240VAC, 50Hz 24VDC
Operation Temperature	-30°C ~ 50°C
Frame	Aluminum & Stainless Steel 316 Cover
Finishing	Non-Color
Lighting control (option)	Dali, 0-10V, Triac, Wireless, DMX512

Accessories

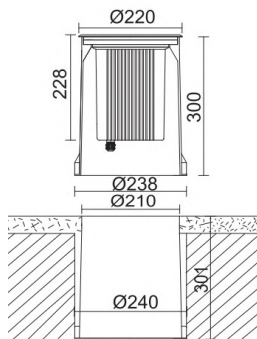
-

Notes

-

RZ2267IGA

Inground Light Stainless Steel 316 Cover, Anti-Corrosion, Transparent Toughened Glass
Led 22W 1980lm CRI80 24VDC 50.000h IP67 With Recessed Box



Description

Recessed luminaire that can be installed in concrete floors or in the ground. It is designed to use LED lamps, for lighting, fixed optic.

Housing: Die-casting Aluminum with Stainless Steel 316 Cover, Anti-Corrosion, No-Rinse surface treatment. Surface with electrostatic plastic coating and Optimised for reduced accumulation of dirt, with a high level of weather resistance. Stainless steel fasteners in grade 316, Durable silicone rubber gasket.

Luminaire head with transparent toughened non-reflective glass, resist the impact and friction.

Control gear: Longitudinally watertight cable, 1 cable entries. [3] 2-pole terminal block.

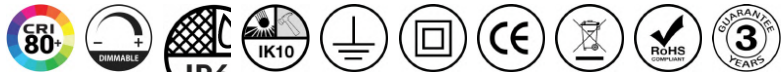
Installation with separate connection sleeve.

LED module: High-power LEDs on metal-core PCB. Collimating lens made of optical Polymethyl. Tender and soft light to perfectly present the object without black spot and dark area.

Dimming driver can be optionally sold separately: Dali, 0-10V, Triac, Wireless.

Protection mode IP67: dust-proof and accidental immersion up to 1m deep.

Suitable for walk-over with a maximum static load resistance of 300kg.



Technical data

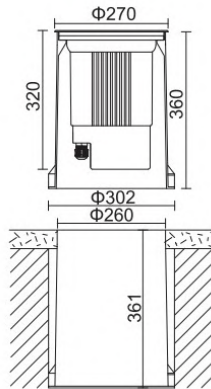
Light source	LED COB
System Wattage	22W
Luminous flux	1980lm
Number of led lamp	1 Led
Luminous efficiency	90lm/w or option
Colour Temperature	2700K, 3000K, 4000K, 6000K, [RGB]
Colour Rendering Index	CRI>80
Colour Deviation	SDCM<3
Beam Angle	15°, 24°, 36°, 50°
Rotation Angle	25° Tilt
Anti-glare Rating	-
Service Lifetime	50.000 Hrs L80 B20 Ta25
Ingress Protection	IP67
Operation Voltage	220-240VAC, 50Hz 24VDC
Operation Temperature	-30°C ~ 50°C
Frame	Aluminum & Stainless Steel 316 Cover
Finishing	Non-Color
Lighting control (option)	Dali, 0-10V, Triac, Wireless, DMX512

Accessories

-

Notes

-



RZ3267IGA

Inground Light Stainless Steel 316 Cover, Anti-Corrosion, Transparent Toughened Glass
Led 32W 2880lm CRI80 50.000h IP67 With Recessed Box

RZ4467IGA

Inground Light Stainless Steel 316 Cover, Anti-Corrosion, Transparent Toughened Glass
Led 44W 3960lm CRI80 50.000h IP67 With Recessed Box

Description

Recessed luminaire that can be installed in concrete floors or in the ground. It is designed to use LED lamps, for lighting, fixed optic.

Housing: Die-casting Aluminum with Stainless Steel 316 Cover, Anti-Corrosion, No-Rinse surface treatment. Surface with electrostatic plastic coating and Optimised for reduced accumulation of dirt, with a high level of weather resistance. Stainless steel fasteners in grade 316, Durable silicone rubber gasket.

Luminaire head with transparent toughened non-reflective glass, resist the impact and friction.

Control gear: Longitudinally watertight cable, 1 cable entries. [3] 2-pole terminal block.

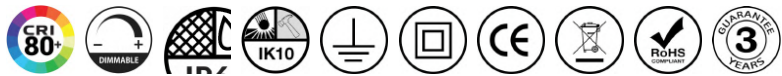
Installation with separate connection sleeve.

LED module: High-power LEDs on metal-core PCB. Collimating lens made of optical Polymethyl. Tender and soft light to perfectly present the object without black spot and dark area.

Dimming driver can be optionally sold separately: Dali, 0-10V, Triac, Wireless.

Protection mode IP67: dust-proof and accidental immersion up to 1m deep.

Suitable for walk-over with a maximum static load resistance of 300kg.



Technical data

Light source	LED COB	
System Wattage	32W	44W
Luminous flux	2880lm	3960lm
Number of led lamp	1 Led	
Luminous efficiency	90lm/w or option	
Colour Temperature	2700K, 3000K, 4000K, 6000K, [RGB]	
Colour Rendering Index	CRI>80	
Colour Deviation	SDCM<3	
Beam Angle	15°, 24°, 36°, 50°	
Rotation Angle	25° Tilt	
Anti-glare Rating	-	
Service Lifetime	50.000 Hrs L80 B20 Ta25	
Ingress Protection	IP67	
Operation Voltage	220-240VAC, 50Hz	24VDC
Operation Temperature	-30°C ~ 50°C	
Frame	Aluminum & Stainless Steel 316 Cover	
Finishing	Non-Color	
Lighting control (option)	Dali, 0-10V, Triac, Wireless, DMX512	

Accessories


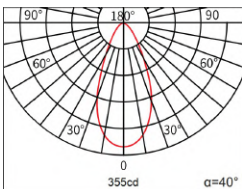
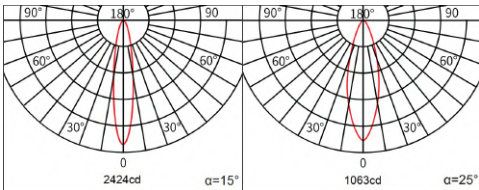
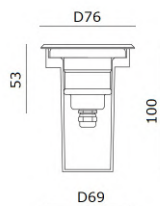
-

Notes

-

RZ0268UWS

Underwater Light Stainless Steel 316 Body, Anti-Corrosion, Transparent Toughened Glass
Led 2W 160lm CRI80 24VDC D76mm 50.000h IP68 With Recessed Box



Description

Recessed luminaire that can be installed in underwater or in the ground. It is designed to use LED lamps, for lighting, fixed optic.

Housing: Stainless Steel 316 Body, Anti-Corrosion, No-Rinse surface treatment. Optimised surface for reduced accumulation of dirt, with a high level of weather resistance. Stainless steel fasteners in grade 316, Durable silicone rubber gasket.

Luminaire head with transparent toughened non-reflective glass, resist the impact and friction.

Control gear: Longitudinally watertight cable, 1 cable entries. 2-pole terminal block.

Installation with separate connection sleeve.

LED module: High-power LEDs on metal-core PCB. Collimating lens made of optical Polymethyl. Tender and soft light to perfectly present the object without black spot and dark area.

Dimming driver can be optionally sold separately: Dali, 0-10V, Triac, Wireless.

Protection mode IP68: Protection against dust ingress, continuous immersion up to 3m deep.

Suitable for walk-over with a maximum static load resistance of 300kg.



Technical data

Light source	LED COB
System Wattage	2W
Luminous flux	160lm
Number of led lamp	1 Led
Luminous efficiency	80lm/w or option
Colour Temperature	2700K, 3000K, 4000K, 6000K, [RGB]
Colour Rendering Index	CRI>80
Colour Deviation	SDCM<3
Beam Angle	15°, 25°, 40°
Rotation Angle	-
Anti-glare Rating	-
Service Lifetime	50.000 Hrs L80 B20 Ta35
Ingress Protection	IP68
Operation Voltage	24VDC
Operation Temperature	-30°C ~ 50°C
Frame	Stainless Steel 316
Finishing	Non-Color
Lighting control (option)	Dali, 0-10V, Triac, Wireless, DMX512

Accessories


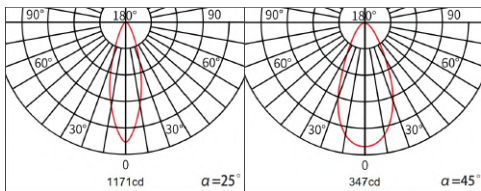
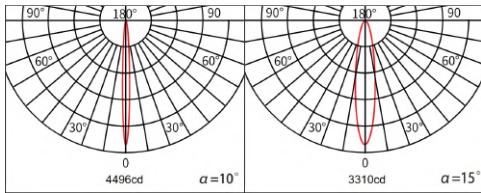
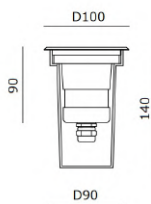
Recessed box

Notes

-

RZ0468UWS

Underwater Light Stainless Steel 316 Body, Anti-Corrosion, Transparent Toughened Glass
Led 4W 280lm CRI80 24VDC D100mm 50.000h IP68 With Recessed Box



Description

Recessed luminaire that can be installed in underwater or in the ground. It is designed to use LED lamps, for lighting, fixed optic.

Housing: Stainless Steel 316 Body, Anti-Corrosion, No-Rinse surface treatment. Optimised surface for reduced accumulation of dirt, with a high level of weather resistance. Stainless steel fasteners in grade 316, Durable silicone rubber gasket.

Luminaire head with transparent toughened non-reflective glass, resist the impact and friction.

Control gear: Longitudinally watertight cable, 1 cable entries. 2-pole terminal block.

Installation with separate connection sleeve.

LED module: High-power LEDs on metal-core PCB. Collimating lens made of optical Polymethyl. Tender and soft light to perfectly present the object without black spot and dark area.

Dimming driver can be optionally sold separately: Dali, 0-10V, Triac, Wireless.

Protection mode IP68: Protection against dust ingress, continuous immersion up to 3m deep.

Suitable for walk-over with a maximum static load resistance of 300kg.



Technical data

Light source	LED COB
System Wattage	4W
Luminous flux	280lm
Number of led lamp	3 Led
Luminous efficiency	80lm/w or option
Colour Temperature	2700K, 3000K, 4000K, 6000K, [RGB]
Colour Rendering Index	CRI>80
Colour Deviation	SDCM<3
Beam Angle	10°, 15°, 25°, 45°
Rotation Angle	-
Anti-glare Rating	-
Service Lifetime	50.000 Hrs L80 B20 Ta35
Ingress Protection	IP68
Operation Voltage	24VDC
Operation Temperature	-30°C ~ 50°C
Frame	Stainless Steel 316
Finishing	Non-Color
Lighting control (option)	Dali, 0-10V, Triac, Wireless, DMX512

Accessories

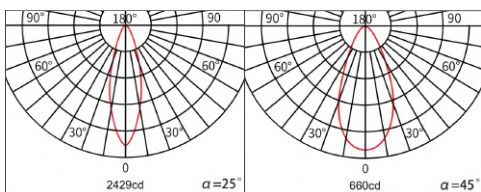
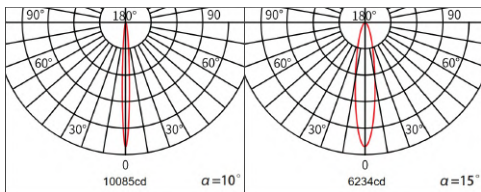
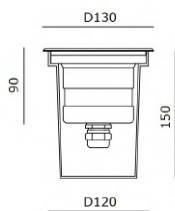
Recessed box

Notes

-

RZ0868UWS

Underwater Light Stainless Steel 316 Body, Anti-Corrosion, Transparent Toughened Glass
Led 8W 560lm CRI80 24VDC D130mm 50.000h IP68 With Recessed Box



Description

Recessed luminaire that can be installed in underwater or in the ground. It is designed to use LED lamps, for lighting, fixed optic.

Housing: Stainless Steel 316 Body, Anti-Corrosion, No-Rinse surface treatment. Optimised surface for reduced accumulation of dirt, with a high level of weather resistance. Stainless steel fasteners in grade 316, Durable silicone rubber gasket.

Luminaire head with transparent toughened non-reflective glass, resist the impact and friction.

Control gear: Longitudinally watertight cable, 1 cable entries. 2-pole terminal block.

Installation with separate connection sleeve.

LED module: High-power LEDs on metal-core PCB. Collimating lens made of optical Polymethyl. Tender and soft light to perfectly present the object without black spot and dark area.

Dimming driver can be optionally sold separately: Dali, 0-10V, Triac, Wireless.

Protection mode IP68: Protection against dust ingress, continuous immersion up to 3m deep.

Suitable for walk-over with a maximum static load resistance of 300kg.



Technical data

Light source	LED COB
System Wattage	8W
Luminous flux	560lm
Number of led lamp	6 Led
Luminous efficiency	80lm/w or option
Colour Temperature	2700K, 3000K, 4000K, 6000K, [RGB]
Colour Rendering Index	CRI>80
Colour Deviation	SDCM<3
Beam Angle	10°, 15°, 25°, 45°
Rotation Angle	-
Anti-glare Rating	-
Service Lifetime	50.000 Hrs L80 B20 Ta35
Ingress Protection	IP68
Operation Voltage	24VDC
Operation Temperature	-30°C ~ 50°C
Frame	Stainless Steel 316
Finishing	Non-Color
Lighting control (option)	Dali, 0-10V, Triac, Wireless, DMX512

Accessories


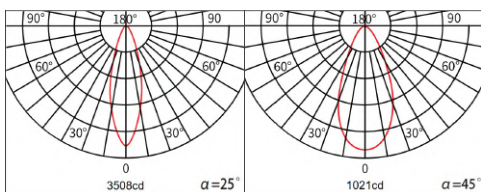
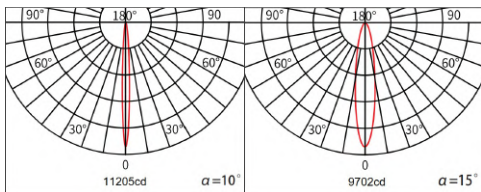
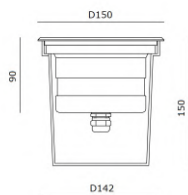
Recessed box

Notes

-

RZ1668UWS

Underwater Light Stainless Steel 316 Body, Anti-Corrosion, Transparent Toughened Glass
Led 16W 1120lm CRI80 24VDC D150mm 50.000h IP68 With Recessed Box



Description

Recessed luminaire that can be installed in underwater or in the ground. It is designed to use LED lamps, for lighting, fixed optic.

Housing: Stainless Steel 316 Body, Anti-Corrosion, No-Rinse surface treatment. Optimised surface for reduced accumulation of dirt, with a high level of weather resistance. Stainless steel fasteners in grade 316, Durable silicone rubber gasket.

Luminaire head with transparent toughened non-reflective glass, resist the impact and friction.

Control gear: Longitudinally watertight cable, 1 cable entries. 2-pole terminal block.

Installation with separate connection sleeve.

LED module: High-power LEDs on metal-core PCB. Collimating lens made of optical Polymethyl. Tender and soft light to perfectly present the object without black spot and dark area.

Dimming driver can be optionally sold separately: Dali, 0-10V, Triac, Wireless.

Protection mode IP68: Protection against dust ingress, continuous immersion up to 3m deep.

Suitable for walk-over with a maximum static load resistance of 300kg.



Technical data

Light source	LED COB
System Wattage	16W
Luminous flux	1120lm
Number of led lamp	9 Led
Luminous efficiency	80lm/w or option
Colour Temperature	2700K, 3000K, 4000K, 6000K, [RGB]
Colour Rendering Index	CRI>80
Colour Deviation	SDCM<3
Beam Angle	10°, 15°, 25°, 45°
Rotation Angle	-
Anti-glare Rating	-
Service Lifetime	50.000 Hrs L80 B20 Ta35
Ingress Protection	IP68
Operation Voltage	24VDC
Operation Temperature	-30°C ~ 50°C
Frame	Stainless Steel 316
Finishing	Non-Color
Lighting control (option)	Dali, 0-10V, Triac, Wireless, DMX512

Accessories

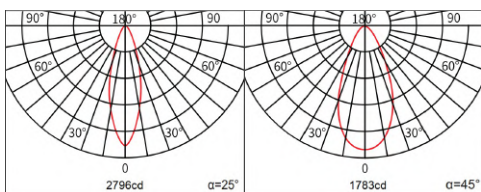
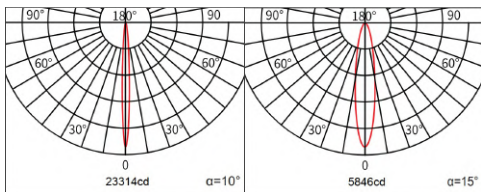
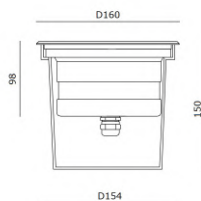
Recessed box

Notes

-

RZ3068UWS

Underwater Light Stainless Steel 316 Body, Anti-Corrosion, Transparent Toughened Glass
Led 30W 2400lm CRI80 24VDC D160mm 50.000h IP68 With Recessed Box



Description

Recessed luminaire that can be installed in underwater or in the ground. It is designed to use LED lamps, for lighting, fixed optic.

Housing: Stainless Steel 316 Body, Anti-Corrosion, No-Rinse surface treatment. Optimised surface for reduced accumulation of dirt, with a high level of weather resistance. Stainless steel fasteners in grade 316, Durable silicone rubber gasket.

Luminaire head with transparent toughened non-reflective glass, resist the impact and friction.

Control gear: Longitudinally watertight cable, 1 cable entries. 2-pole terminal block.

Installation with separate connection sleeve.

LED module: High-power LEDs on metal-core PCB. Collimating lens made of optical Polymethyl. Tender and soft light to perfectly present the object without black spot and dark area.

Dimming driver can be optionally sold separately: Dali, 0-10V, Triac, Wireless.

Protection mode IP68: Protection against dust ingress, continuous immersion up to 3m deep.

Suitable for walk-over with a maximum static load resistance of 300kg.



Technical data

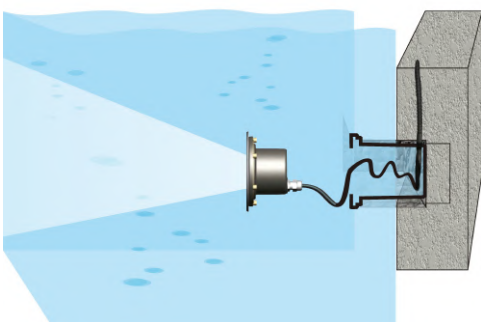
Light source	LED COB
System Wattage	30W
Luminous flux	2400lm
Number of led lamp	18 Led
Luminous efficiency	80lm/w or option
Colour Temperature	2700K, 3000K, 4000K, 6000K, [RGB]
Colour Rendering Index	CRI>80
Colour Deviation	SDCM<3
Beam Angle	10°, 15°, 25°, 45°
Rotation Angle	-
Anti-glare Rating	-
Service Lifetime	50.000 Hrs L80 B20 Ta35
Ingress Protection	IP68
Operation Voltage	24VDC
Operation Temperature	-30°C ~ 50°C
Frame	Stainless Steel 316
Finishing	Non-Color
Lighting control (option)	Dali, 0-10V, Triac, Wireless, DMX512

Accessories

Recessed box

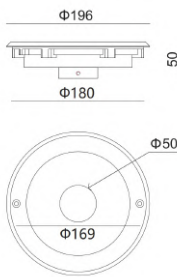

Notes

-



RZ1668UWF

Underwater Fountain Light Stainless Steel 316 Body, Anti-Corrosion, Transparent Toughened Glass Led 16W 1040lm CRI80 24VDC D196mm 50.000h IP68 With Radial Hole D50mm



Description

Recessed luminaire that can be installed in underwater or in the ground. It is designed to use LED lamps, for lighting, fixed optic.

Housing: Stainless Steel 316 Body, Anti-Corrosion, No-Rinse surface treatment. Optimised surface for reduced accumulation of dirt, with a high level of weather resistance. Stainless steel fasteners in grade 316, Durable silicone rubber gasket.

Luminaire head with transparent toughened non-reflective glass, resist the impact and friction.

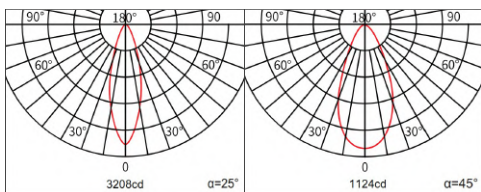
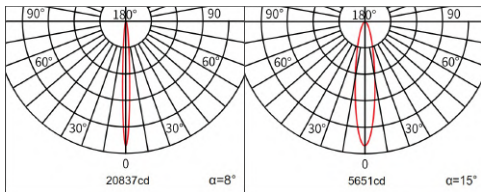
Control gear: Longitudinally watertight cable, 1 cable entries. 2-pole terminal block.

LED module: High-power LEDs on metal-core PCB. Collimating lens made of optical Polymethyl. Tender and soft light to perfectly present the object without black spot and dark area.

Dimming driver can be optionally sold separately: Dali, 0-10V, Triac, Wireless.

Protection mode IP68: Protection against dust ingress, continuous immersion up to 3m deep.

Suitable for walk-over with a maximum static load resistance of 300kg.



Technical data


Light source	LED COB
System Wattage	16W
Luminous flux	1040lm
Number of led lamp	9 Led
Luminous efficiency	65lm/w or option
Colour Temperature	2700K, 3000K, 4000K, 6000K, [RGB]
Colour Rendering Index	CRI>80
Colour Deviation	SDCM<3
Beam Angle	8°, 15°, 25°, 45°
Rotation Angle	-
Anti-glare Rating	-
Service Lifetime	50.000 Hrs L80 B20 Ta35
Ingress Protection	IP68
Operation Voltage	24VDC
Operation Temperature	-30°C ~ 50°C
Frame	Stainless Steel 316
Finishing	Non-Color
Lighting control (option)	Dali, 0-10V, Triac, Wireless, DMX512

Accessories

-

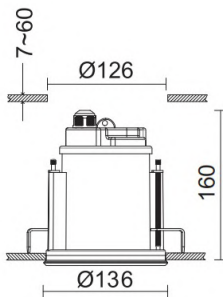

Notes

-



RZ111260DL

Waterproof Recessed Fixed Downlight Led 11W 715lm CRI90 50.000h IP66



Description

Designed for shallow ceiling void. With the modularized system, it's easy to use and easy to maintain.

Housing: cast aluminium, powder-coated, connection cable. Ceiling fixture: metal. Includes control gear with Led driver. 3-pole terminal block.

LED module: High-power LEDs on metal-core PCB. Collimating lens made of optical Polymethyl. Tender and soft light to perfectly present the object without black spot and dark area.

Dimming driver can be optionally sold separately: Dali, 0-10V, Triac, Wireless.

Anti-glare cone with covered mounting detail: Polymethyl, Chrome, Matt White, Matt Black, Customized. High quality optical diffuser reduce LED dazzle light.

Protection mode IP66: dust-proof and water jet-proof.



Technical data

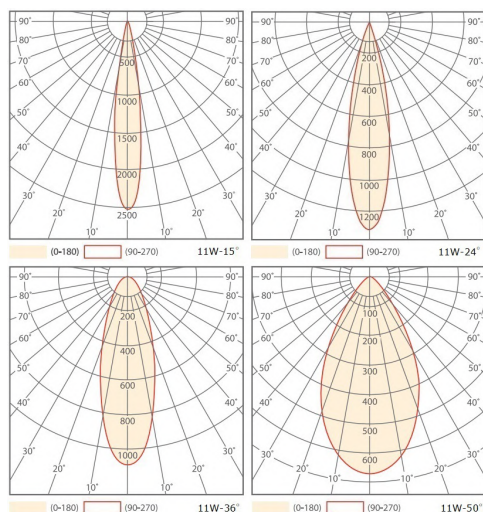
Light source	LED COB
System Wattage	11W
Luminous flux	715lm
Luminous efficiency	65lm/w or option
Colour Temperature	2700K, 3000K, 4000K, 6000K
Colour Rendering Index	CRI>80, [CRI>90]
Colour Deviation	SDCM<3
Beam Angle	15°, 24°, 36°, 50°
Cut-Off Angle	-
Tilt Angle	-
Anti-glare Rating	-
Service Lifetime	50.000 Hrs L80 B20 Ta25
Ingress Protection	IP66
Operation Voltage	220-240VAC, 50Hz
Operation Temperature	-20°C ~ 45°C
Frame	Aluminum
Finishing	Grey, Matt White, Matt Black
Lighting control (option)	Dali, 0-10V, Triac, Wireless

Accessories

-

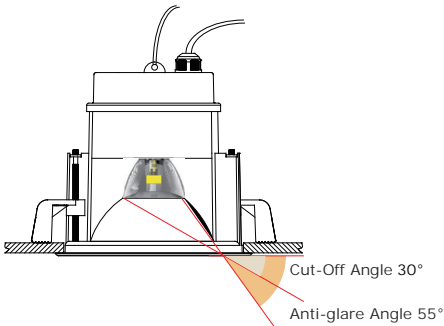
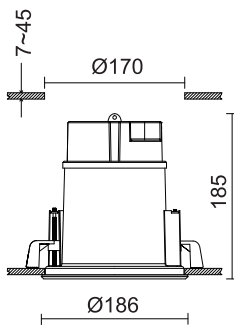

Notes

-



RZ251700DL

Outdoor Recessed Fix Downlight With Stainless Steel 316 Cover, Anti-Corrosion, Transparent Toughened Glass Led 25W 2000lm CRI80 50.000h IP67



Description

Designed for shallow ceiling void. With the modularized system, it's easy to use and easy to maintain.

Housing: cast aluminium, powder-coated, connection cable. Ceiling fixture: metal. Includes control gear with Led driver. 3-pole terminal block.

LED module: High-power LEDs on metal-core PCB. Collimating lens made of optical Polymethyl. Tender and soft light to perfectly present the object without black spot and dark area.

Dimming driver can be optionally sold separately: Dali, 0-10V, Triac, Wireless.

Anti-glare cone with covered mounting detail: Polymethyl, Chrome, Matt White, Matt Black, Customized. High quality optical diffuser reduce LED dazzle light.

Protection mode IP67: dust-proof and water jet-proof.



Technical data

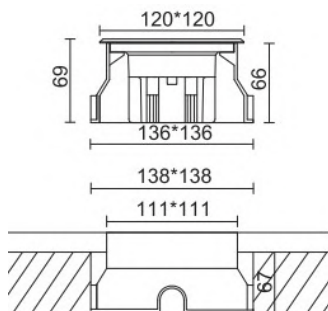
Light source	LED COB
System Wattage	25W
Luminous flux	2000lm
Luminous efficiency	80lm/w or option
Colour Temperature	2700K, 3000K, 4000K, 6000K
Colour Rendering Index	CRI>80, [CRI>90]
Colour Deviation	SDCM<3
Beam Angle	15°, 24°, 36°, 50°, 20°*50°
Cut-Off Angle	-
Tilt Angle	-
Anti-glare Rating	-
Service Lifetime	50.000 Hrs L80 B20 Ta25
Ingress Protection	IP67 IK08
Operation Voltage	220-240VAC, 50Hz
Operation Temperature	-20°C ~ 45°C
Frame	Aluminum
Finishing	Grey, Matt White, Matt Black
Lighting control (option)	Dali, 0-10V, Triac, Wireless

Accessories

-

Notes

-



More Option:



RZO767IGS

Inground Light Stainless Steel 316 Cover, Anti-Corrosion, Transparent Toughened Glass Led 7W 490lm CRI80 24VDC 50.000h IP67 With Recessed Box

RZO567IGS

Inground Light Stainless Steel 316 Cover, Anti-Corrosion, Frosted Tempered Glass Led 5W 150lm CRI80 24VDC 50.000h IP67 With Recessed Box

Description

Recessed luminaire that can be installed in concrete floors or in the ground. It is designed to use LED lamps, for lighting, fixed optic.

Housing: Die-casting Aluminum with Stainless Steel 316 Cover, Anti-Corrosion, No-Rinse surface treatment. Surface with electrostatic plastic coating and Optimised for reduced accumulation of dirt, with a high level of weather resistance. Stainless steel fasteners in grade 316, Durable silicone rubber gasket.

Luminaire head with transparent toughened non-reflective glass, resist the impact and friction.

Control gear: Longitudinally watertight cable, 1 cable entries. [3] 2-pole terminal block.

Installation with separate connection sleeve.

LED module: High-power LEDs on metal-core PCB. Collimating lens made of optical Polymethyl. Tender and soft light to perfectly present the object without black spot and dark area.

Dimming driver can be optionally sold separately: Dali, 0-10V, Triac, Wireless.

Protection mode IP67: dust-proof and accidental immersion up to 1m deep.

Suitable for walk-over with a maximum static load resistance of 300kg.



Technical data

Light source	LED COB		
System Wattage	7W		5W
Luminous flux	490lm		150lm
Number of led lamp	4 Led		
Luminous efficiency	80lm/w or option		
Colour Temperature	2700K, 3000K, 4000K, 6000K		
Colour Rendering Index	CRI>80		
Colour Deviation	SDCM<3		
Beam Angle	8°, 12°, 22°, 36°		Diffused
Rotation Angle	-		
Anti-glare Rating	-		
Service Lifetime	50.000 Hrs L80 B20 Ta35		
Ingress Protection	IP67		
Operation Voltage	24VDC		
Operation Temperature	-30°C ~ 50°C		
Frame	Aluminum & Stainless Steel 316 Cover		
Finishing	Non-Color		
Lighting control (option)	Dali, 0-10V, Triac, Wireless, DMX512		

Accessories

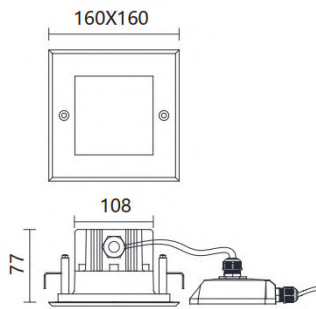

-

Notes

-

RZ14150SOD

Outdoor Recessed Fixed Downlight With Stainless Steel 316 Cover Led 14W 1260lm CRI80 50.000h IP66



Cut-out: 150x150

Description

Designed for shallow ceiling void. With the modularized system, it's easy to use and easy to maintain.

Housing: Die-casting Aluminum with Stainless Steel 316 Cover, Anti-Corrosion, No-Rinse surface treatment, powder-coated, connection cable. Ceiling fixture: metal. Includes control gear with Led driver. 3-pole terminal block.

LED module: High-power LEDs on metal-core PCB. Collimating lens made of optical Polymethyl. Tender and soft light to perfectly present the object without black spot and dark area.

Dimming driver can be optionally sold separately: Dali, 0-10V, Triac, Wireless.

Anti-glare cone with covered mounting detail: Polymethyl, Chrome, Matt White, Matt Black, Customized. High quality optical diffuser reduce LED dazzle light.

Protection mode IP66: dust-proof and water jet-proof.



Technical data

Light source	LED COB
System Wattage	14W
Luminous flux	1260lm
Luminous efficiency	90lm/w or option
Colour Temperature	2700K, 3000K, 4000K, 6000K
Colour Rendering Index	CRI>80, [CRI>90]
Colour Deviation	SDCM<3
Beam Angle	15°, 24°, 36°, 50°
Cut-Off Angle	-
Tilt Angle	-
Anti-glare Rating	-
Service Lifetime	50.000 Hrs L80 B20 Ta25
Ingress Protection	IP66
Operation Voltage	220-240VAC, 50Hz
Operation Temperature	-20°C ~ 45°C
Frame	Aluminum
Finishing	Grey, Matt White, Matt Black
Lighting control (option)	Dali, 0-10V, Triac, Wireless

Accessories

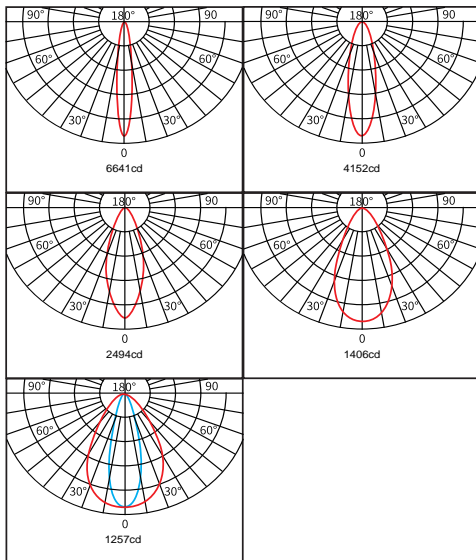
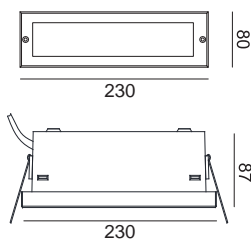

-

Notes

-

RZ14220LDL

Outdoor Recessed Fix Linear Downlight With Stainless Steel 316 Cover, Anti-Corrosion, Transparent Toughened Glass Led 14W 1050lm CRI80 50.000h IP66



Description

Designed for shallow ceiling void. With the modularized system, it's easy to use and easy to maintain.

Housing: cast aluminium, powder-coated, connection cable. Ceiling fixture: metal. Includes control gear with Led driver. 3-pole terminal block.

LED module: High-power LEDs on metal-core PCB. Collimating lens made of optical Polymethyl. Tender and soft light to perfectly present the object without black spot and dark area.

Dimming driver can be optionally sold separately: Dali, 0-10V, Triac, Wireless.

Anti-glare cone with covered mounting detail: Polymethyl, Chrome, Matt White, Matt Black, Customized. High quality optical diffuser reduce LED dazzle light.

Protection mode IP66: dust-proof and water jet-proof.



Technical data


Light source	LED COB
System Wattage	14W
Luminous flux	1050lm
Luminous efficiency	75lm/w or option
Colour Temperature	2700K, 3000K, 4000K, 6000K
Colour Rendering Index	CRI>80, [CRI>90]
Colour Deviation	SDCM<3
Beam Angle	15°, 24°, 38°, 50°, 35°x60°
Cut-Off Angle	-
Tilt Angle	-
Anti-glare Rating	-
Service Lifetime	50.000 Hrs L80 B20 Ta25
Ingress Protection	IP66 IK08
Operation Voltage	220-240VAC, 50Hz
Operation Temperature	-20°C ~ 45°C
Frame	Aluminum
Finishing	Grey, Matt White, Matt Black
Lighting control (option)	Dali, 0-10V, Triac, Wireless

Accessories

-

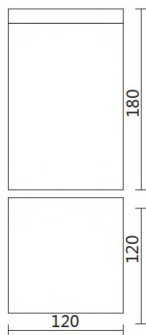

Notes

-



RZ1166SSM

Square Surface Mounted With Die-casting Aluminum Led 11W 990lm CRI80
120*120*H180mm 50.000h IP66



Description

Designed for shallow ceiling void. With the modularized system, it's easy to use and easy to maintain.

Housing: cast aluminium, powder-coated, connection cable. Ceiling fixture: metal. Includes control gear with Led driver. 2-pole terminal block.

LED module: High-power LEDs on metal-core PCB. Collimating lens made of optical Polymethyl. Tender and soft light to perfectly present the object without black spot and dark area.

Dimming driver can be optionally sold separately: Dali, 0-10V, Triac, Wireless.

Anti-glare cone with covered mounting detail: Polymethyl, Chrome, Matt White, Matt Black, Customized. High quality optical diffuser reduce LED dazzle light. Cut-off angle 38° with Anti-glare Rating UGR<16.

Protection mode IP65: dust-proof and water jet-proof.



Technical data

Light source	LED COB
System Wattage	11W
Luminous flux	990lm
Luminous efficiency	90lm/w or option
Colour Temperature	2700K, 3000K, 4000K, 6000K
Colour Rendering Index	CRI>80, [CRI>90]
Colour Deviation	SDCM<3
Beam Angle	15°, 24°, 36°, 50°
Cut-Off Angle	-
Tilt Angle	-
Anti-glare Rating	-
Service Lifetime	50.000 Hrs L70 B20 Ta25
Ingress Protection	IP66
Operation Voltage	220-240VAC, 50Hz
Operation Temperature	-20°C ~ 45°C
Frame	Aluminum
Finishing	Grey, Matt White, Matt Black
Lighting control (option)	Dali, 0-10V, Triac, Wireless

Accessories

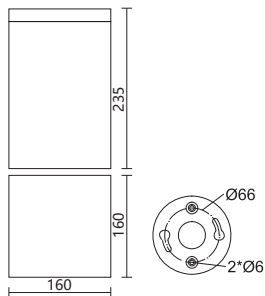

-

Notes

-

RZ2866SSM

Waterproof Surface Mounted Fixed Downlight Led 28W 1960lm CRI80 160*160*H235mm 50.000h IP66



Description

Designed for shallow ceiling void. With the modularized system, it's easy to use and easy to maintain.

Housing: cast aluminium, powder-coated, connection cable. Ceiling fixture: metal. Includes control gear with Led driver. 2-pole terminal block.

LED module: High-power LEDs on metal-core PCB. Collimating lens made of optical Polymethyl. Tender and soft light to perfectly present the object without black spot and dark area.

Dimming driver can be optionally sold separately: Dali, 0-10V, Triac, Wireless, DMX.

Anti-glare cone with covered mounting detail: Polymethyl, Chrome, Matt White, Matt Black, Customized. High quality optical diffuser reduce LED dazzle light. Cut-off angle 38° with Anti-glare Rating UGR<16.

Protection mode IP65: dust-proof and water jet-proof.



Technical data

Light source	LED COB
System Wattage	28W
Luminous flux	1960lm
Luminous efficiency	70lm/w or option
Colour Temperature	2700K, 3000K, 4000K, 6000K
Colour Rendering Index	CRI>80, [CRI>90]
Colour Deviation	SDCM<3
Beam Angle	15°, 24°, 36°, 50°, 20°*50°
Cut-Off Angle	-
Tilt Angle	-
Anti-glare Rating	-
Service Lifetime	50.000 Hrs L70 B20 Ta25
Ingress Protection	IP66
Operation Voltage	220-240VAC, 50Hz
Operation Temperature	-20°C ~ 45°C
Frame	Aluminum
Finishing	Grey, Matt White, Matt Black
Lighting control (option)	Dali, 0-10V, Triac, Wireless, DMX

Accessories

-



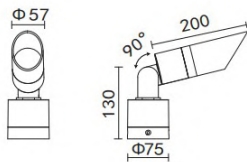
Notes

-



RZ1166SLF

Floodlight With Die-casting Aluminum, Transparent Toughened Glass Led 11W 990lm CRI80 50.000h IP66



Description

Outdoor floodlight designed to use LED lamps and a spot optic. Consists of an optical assembly and a base.

Housing, hinge and mounting plate: Die-casting Aluminum, Anti-Corrosion, No-Rinse surface treatment. Surface with fluorine carbon spraying and optimised for reduced accumulation of dirt, with a high level of weather resistance. Hinge with 130° tilt. Mounting plate rotatable through 350°. All external screws used are made of A2 stainless steel.

Luminaire head with transparent toughened non-reflective glass, resist the impact and friction.

Control gear: 1 cable entries. [2] 3-pole terminal block.

LED module: High-power LEDs on metal-core PCB. Collimating lens made of optical Polymethyl. Tender and soft light to perfectly present the object without black spot and dark area.

Dimming driver can be optionally sold separately: Dali, 0-10V, Triac, Wireless.

Protection mode IP66: dust-proof and water jet-proof.



Technical data

Light source	LED COB
System Wattage	11W
Luminous flux	990lm
Number of led lamp	1 Led
Luminous efficiency	90lm/w or option
Colour Temperature	2700K, 3000K, 4000K, 5000K
Colour Rendering Index	CRI>80
Colour Deviation	SDCM<3
Beam Angle	15°, 24°, 36°, 50°, [20°x50°]
Rotation Angle	130° Tilt 350° Swivel
Anti-glare Rating	Accessory options
Service Lifetime	50.000 Hrs L80 B20 Ta35
Ingress Protection	IP66
Operation Voltage	220-240VAC, 50Hz 24VDC
Operation Temperature	-30°C ~ 50°C
Frame	Aluminum
Finishing	Dark Grey, Matt Black or Option
Lighting control (option)	Dali, 0-10V, Triac, Wireless

Accessories


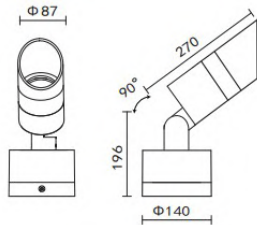
-

Notes

-

RZ2066SLF

Floodlight With Die-casting Aluminum, Transparent Toughened Glass Led 20W 1800lm CRI80 50.000h IP66



Description

Outdoor floodlight designed to use LED lamps and a spot optic. Consists of an optical assembly and a base.

Housing, hinge and mounting plate: Die-casting Aluminum, Anti-Corrosion, No-Rinse surface treatment. Surface with fluorine carbon spraying and optimised for reduced accumulation of dirt, with a high level of weather resistance. Hinge with 130° tilt. Mounting plate rotatable through 350°. All external screws used are made of A2 stainless steel.

Luminaire head with transparent toughened non-reflective glass, resist the impact and friction.

Control gear: 1 cable entries. [2] 3-pole terminal block.

LED module: High-power LEDs on metal-core PCB. Collimating lens made of optical Polymethyl. Tender and soft light to perfectly present the object without black spot and dark area.

Dimming driver can be optionally sold separately: Dali, 0-10V, Triac, Wireless.

Protection mode IP66: dust-proof and water jet-proof.



Technical data

Light source	LED COB
System Wattage	20W
Luminous flux	1800lm
Number of led lamp	1 Led
Luminous efficiency	90lm/w or option
Colour Temperature	2700K, 3000K, 4000K, 5000K
Colour Rendering Index	CRI>80
Colour Deviation	SDCM<3
Beam Angle	15°, 24°, 36°, 50°, [20°x50°]
Rotation Angle	130° Tilt 350° Swivel
Anti-glare Rating	Accessory options
Service Lifetime	50.000 Hrs L80 B20 Ta35
Ingress Protection	IP66
Operation Voltage	220-240VAC, 50Hz 24VDC
Operation Temperature	-30°C ~ 50°C
Frame	Aluminum
Finishing	Dark Grey, Matt Black or Option
Lighting control (option)	Dali, 0-10V, Triac, Wireless

Accessories

-

Notes

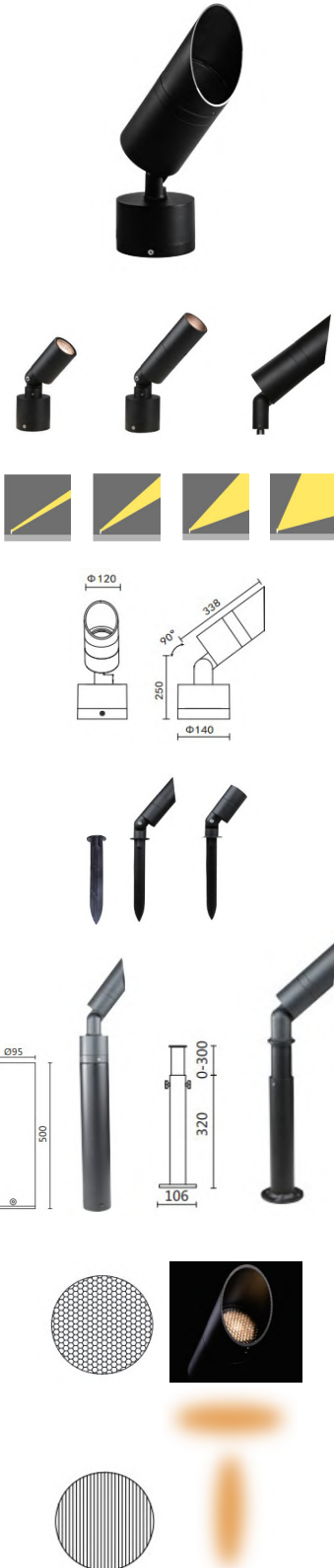
-

RZ3066SLF

Floodlight With Die-casting Aluminum, Transparent Toughened Glass Led 30W 2700lm CRI80 50.000h IP66

RZ4066SLF

Floodlight With Die-casting Aluminum, Transparent Toughened Glass Led 40W 3600lm CRI80 50.000h IP66



Description

Outdoor floodlight designed to use LED lamps and a spot optic. Consists of an optical assembly and a base.

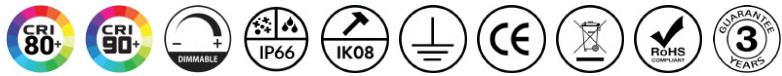
Housing, hinge and mounting plate: Die-casting Aluminum, Anti-Corrosion, No-Rinse surface treatment. Surface with fluorine carbon spraying and optimised for reduced accumulation of dirt, with a high level of weather resistance. Hinge with 130° tilt. Mounting plate rotatable through 350°. All external screws used are made of A2 stainless steel. Luminaire head with transparent toughened non-reflective glass, resist the impact and friction.

Control gear: 1 cable entries. [2] 3-pole terminal block.

LED module: High-power LEDs on metal-core PCB. Collimating lens made of optical Polymethyl. Tender and soft light to perfectly present the object without black spot and dark area.

Dimming driver can be optionally sold separately: Dali, 0-10V, Triac, Wireless.

Protection mode IP66: dust-proof and water jet-proof.



Technical data

Light source	LED COB	
System Wattage	30W	40W
Luminous flux	2700lm	3600lm
Number of led lamp	1 Led	
Luminous efficiency	90lm/w or option	
Colour Temperature	2700K, 3000K, 4000K, 5000K	
Colour Rendering Index	CRI>80	
Colour Deviation	SDCM<3	
Beam Angle	15°, 24°, 36°, 50°, [20°x50°]	
Rotation Angle	130° Tilt 350° Swivel	
Anti-glare Rating	Accessory options	
Service Lifetime	50.000 Hrs L80 B20 Ta35	
Ingress Protection	IP66	
Operation Voltage	220-240VAC, 50Hz	24VDC
Operation Temperature	-30°C ~ 50°C	
Frame	Aluminum	
Finishing	Dark Grey, Matt Black or Option	
Lighting control (option)	Dali, 0-10V, Triac, Wireless	

Accessories

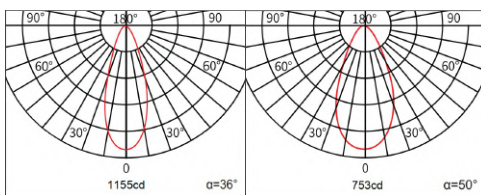
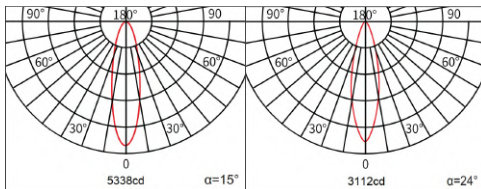
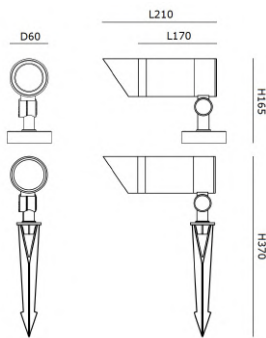
-

Notes

-

RZ1066SLG

Floodlight With Die-casting Aluminum, Transparent Toughened Glass Led 10W 800lm CRI80 50.000h IP66



Description

Outdoor floodlight designed to use LED lamps and a spot optic. Consists of an optical assembly and a base.

Housing, hinge and mounting plate: Die-casting Aluminum, No-Rinse surface treatment. Surface with fluorine carbon spraying and optimised for reduced accumulation of dirt, with a high level of weather resistance. Hinge with 130° tilt. Mounting plate rotatable through 350°. All external screws used are made of A2 stainless steel.

Luminaire head with transparent toughened non-reflective glass, resist the impact and friction.

Control gear: 1 cable entries. [2] 3-pole terminal block.

LED module: High-power LEDs on metal-core PCB. Collimating lens made of optical Polymethyl. Tender and soft light to perfectly present the object without black spot and dark area.

Dimming driver can be optionally sold separately: Dali, 0-10V, Triac, DMX.

Protection mode IP66: dust-proof and water jet-proof.



Technical data

Light source	LED COB
System Wattage	10W
Luminous flux	800lm
Number of led lamp	1 Led
Luminous efficiency	80lm/w or option
Colour Temperature	2700K, 3000K, 4000K, 5000K, 6000K
Colour Rendering Index	CRI>80; [CRI>90]
Colour Deviation	SDCM<3
Beam Angle	8°, 15°, 24°, 36°, 50°
Rotation Angle	130° Tilt 350° Swivel
Anti-glare Rating	Accessory options
Service Lifetime	50.000 Hrs L70 B30 Ta25
Ingress Protection	IP66
Operation Voltage	220-240VAC, 50Hz 24VDC
Operation Temperature	-30°C ~ 50°C
Frame	Aluminum
Finishing	Matt Black or Option
Lighting control (option)	Dali, 0-10V, Triac, Wireless

Accessories



Honeycomb



Spreading Lens



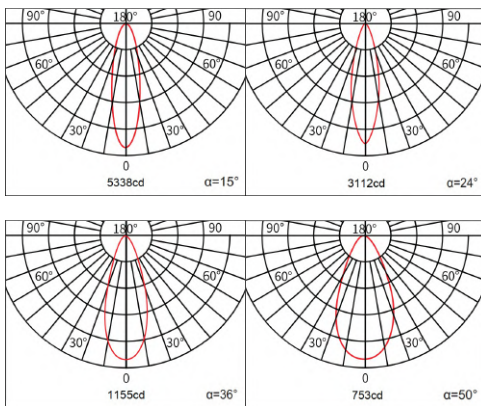
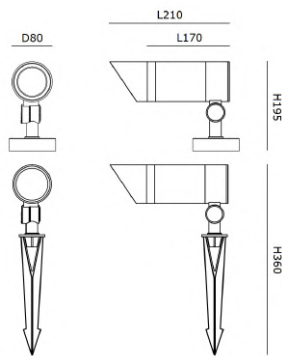
Diffused Lens

Notes

-

RZ1566SLG

Floodlight With Die-casting Aluminum, Transparent Toughened Glass Led 15W 1200lm CRI80 50.000h IP66



Description

Outdoor floodlight designed to use LED lamps and a spot optic. Consists of an optical assembly and a base.

Housing, hinge and mounting plate: Die-casting Aluminum, No-Rinse surface treatment. Surface with fluorine carbon spraying and optimised for reduced accumulation of dirt, with a high level of weather resistance. Hinge with 130° tilt. Mounting plate rotatable through 350°. All external screws used are made of A2 stainless steel.

Luminaire head with transparent toughened non-reflective glass, resist the impact and friction.

Control gear: 1 cable entries. [2] 3-pole terminal block.

LED module: High-power LEDs on metal-core PCB. Collimating lens made of optical Polymethyl. Tender and soft light to perfectly present the object without black spot and dark area.

Dimming driver can be optionally sold separately: Dali, 0-10V, Triac, DMX.

Protection mode IP66: dust-proof and water jet-proof.



Technical data

Light source	LED COB
System Wattage	15W
Luminous flux	1200lm
Number of led lamp	1 Led
Luminous efficiency	80lm/w or option
Colour Temperature	2700K, 3000K, 4000K, 5000K, 6000K
Colour Rendering Index	CRI>80; [CRI>90]
Colour Deviation	SDCM<3
Beam Angle	8°, 15°, 24°, 36°, 50°
Rotation Angle	130° Tilt 350° Swivel
Anti-glare Rating	Accessory options
Service Lifetime	50.000 Hrs L70 B30 Ta25
Ingress Protection	IP66
Operation Voltage	220-240VAC, 50Hz 24VDC
Operation Temperature	-30°C ~ 50°C
Frame	Aluminum
Finishing	Matt Black or Option
Lighting control (option)	Dali, 0-10V, Triac, Wireless

Accessories



Honeycomb



Spreading Lens



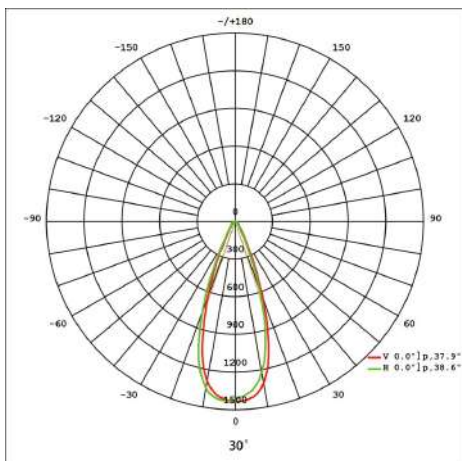
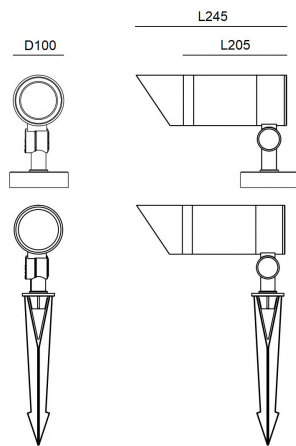

Diffused Lens

Notes

-

RZ2066SLG

Floodlight With Die-casting Aluminum, Anti-Corrosion, Transparent Toughened Glass Led 20W 1600lm CRI80 50.000h IP66



Description

Outdoor floodlight designed to use LED lamps and a spot optic. Consists of an optical assembly and a base.

Housing, hinge and mounting plate: Die-casting Aluminum, Anti-Corrosion, No-Rinse surface treatment. Surface with fluorine carbon spraying and optimised for reduced accumulation of dirt, with a high level of weather resistance. Hinge with 130° tilt. Mounting plate rotatable through 350°.

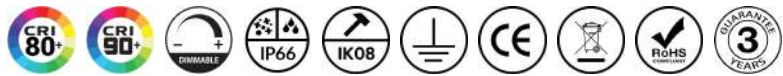
All external screws used are made of A2 stainless steel. Luminaire head with transparent toughened non-reflective glass, resist the impact and friction.

Control gear: 1 cable entries. [2] 3-pole terminal block.

LED module: High-power LEDs on metal-core PCB. Collimating lens made of optical Polymethyl. Tender and soft light to perfectly present the object without black spot and dark area.

Dimming driver can be optionally sold separately: Dali, 0-10V, Triac, Wireless.

Protection mode IP66: dust-proof and water jet-proof.



Technical data

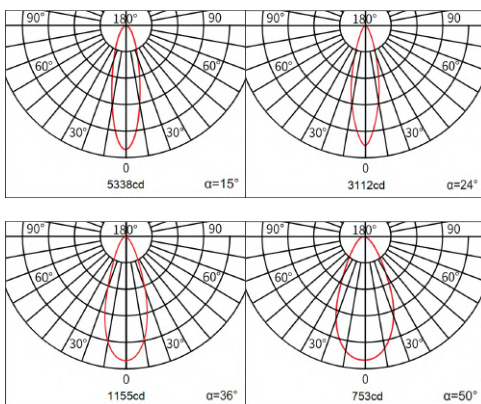
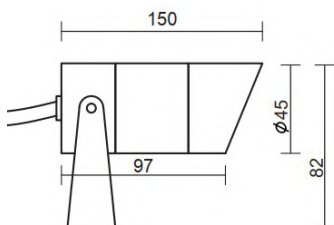
Light source	LED COB
System Wattage	20W
Luminous flux	1600lm
Number of led lamp	1 Led
Luminous efficiency	80lm/w or option
Colour Temperature	2700K, 3000K, 4000K, 6000K
Colour Rendering Index	CRI>80, [CRI>90]
Colour Deviation	SDCM<3
Beam Angle	8°, 15°, 24°, 36°, 45°, 60°
Rotation Angle	120° Tilt 350° Swivel
Anti-glare Rating	Accessory options
Service Lifetime	50.000 Hrs L80 B20 Ta35
Ingress Protection	IP66
Operation Voltage	100-240VAC, 50Hz 24VDC
Operation Temperature	-30°C ~ 50°C
Frame	Aluminum
Finishing	Dark Grey, Matt Black or Option
Lighting control (option)	Dali, 0-10V, Triac, Wireless

Accessories

Ground Spike can be optionally sold separately

Notes

-



RZ0466SLH

Floodlight With Die-casting Aluminum, Transparent Toughened Glass Led 4W 280lm CRI80 50.000h IP66

RZ0666SLH

Floodlight With Die-casting Aluminum, Transparent Toughened Glass Led 6W 420lm CRI80 50.000h IP66

RZ1066SLH

Floodlight With Die-casting Aluminum, Transparent Toughened Glass Led 10W 700lm CRI80 50.000h IP66

Description

Outdoor floodlight designed to use LED lamps and a spot optic. Consists of an optical assembly and a base.

Housing, hinge and mounting plate: Die-casting Aluminum, No-Rinse surface treatment. Surface with fluorine carbon spraying and optimised for reduced accumulation of dirt, with a high level of weather resistance. Hinge with 130° tilt. Mounting plate rotatable through 350°. All external screws used are made of A2 stainless steel.

Luminaire head with transparent toughened non-reflective glass, resist the impact and friction.

Control gear: 1 cable entries. [2] 3-pole terminal block.

LED module: High-power LEDs on metal-core PCB. Collimating lens made of optical Polymethyl. Tender and soft light to perfectly present the object without black spot and dark area.

Dimming driver can be optionally sold separately: Dali, 0-10V, Triac, DMX.

Protection mode IP66: dust-proof and water jet-proof.



Technical data

Light source	LED COB		
System Wattage	4W	6W	10W
Luminous flux	280lm	420lm	700lm
Number of led lamp	1 Led		
Luminous efficiency	70lm/w or option		
Colour Temperature	2700K, 3000K, 4000K, 5000K, RGB[W]		
Colour Rendering Index	CRI>80		
Colour Deviation	SDCM<3		
Beam Angle	8°, 15°, 24°, 36°, 50°		
Rotation Angle	130° Tilt 350° Swivel		
Anti-glare Rating	Accessory options		
Service Lifetime	50.000 Hrs L70 B30 Ta25		
Ingress Protection	IP66		
Operation Voltage	220-240VAC, 50Hz		24VDC
Operation Temperature	-30°C ~ 50°C		
Frame	Aluminum		
Finishing	Matt Black or Option		
Lighting control (option)	Dali, 0-10V, Triac, Wireless		

Accessories



Honeycomb



Spreading Lens



Diffused Lens



Tree strap



Spike

Notes

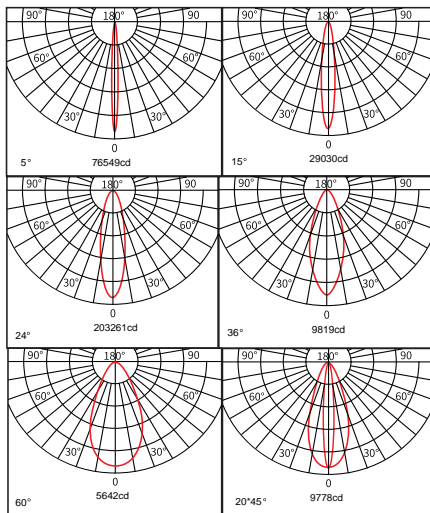
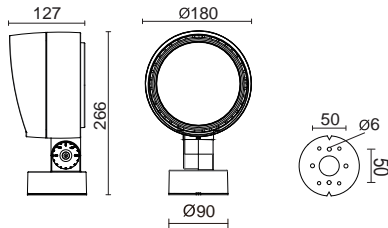
-

RZ4266SLM

Floodlight With Die-casting Aluminum, Transparent Toughened Glass Led 42W 3570lm CRI80 50.000h IP66 IK06



Narrow beam Medium beam Wide beam Spread beam



Description

Outdoor floodlight designed to use LED lamps and a spot optic. Consists of an optical assembly and a base.

Housing, hinge and mounting plate: Die-casting Aluminum, Anti-Corrosion, No-Rinse surface treatment. Surface with fluorine carbon spraying and optimised for reduced accumulation of dirt, with a high level of weather resistance. Hinge with 130° tilt. Mounting plate rotatable through 350°. All external screws used are made of A2 stainless steel. Luminaire head with transparent toughened non-reflective glass, resist the impact and friction.

Control gear: 1 cable entries. [2] 3-pole terminal block.

LED module: High-power LEDs on metal-core PCB. Collimating lens made of optical Polymethyl. Tender and soft light to perfectly present the object without black spot and dark area. Precise PMMA optical lens.

Dimming driver can be optionally sold separately: Dali, 0-10V, Triac, Wireless, DMX512.

Protection mode IP66: dust-proof and water jet-proof.

RiZO's original "VENT" design provides high efficiency of convective heat transfer and dissipate; Protection facility against overheat makes it's capable to work in Asian, Middle-East and Africa, ...

Different accessories for various outdoor applications..



Technical data

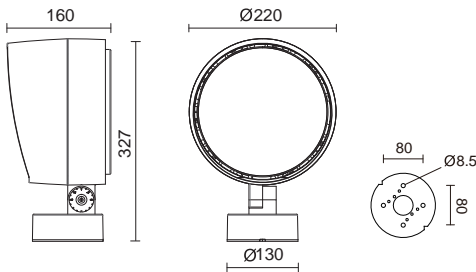
Light source	LED COB
System Wattage	42W
Luminous flux	3570lm
Number of led lamp	4-6 Led
Luminous efficiency	85lm/w or option
Colour Temperature	2700K, 3000K, 4000K, 6000K, 2700-6500K, RGBW
Colour Rendering Index	CRI>80
Colour Deviation	SDCM<3
Beam Angle	5°, 7°, 15°, 24°, 36°, 50°, 60°, [20°x45°]
Rotation Angle	130° Tilt 350° Swivel
Anti-glare Rating	Accessory options
Service Lifetime	50.000 Hrs L80 B20 Ta25
Ingress Protection	IP66 IK06
Operation Voltage	220-240VAC, 50Hz 24VDC
Operation Temperature	-30°C ~ 50°C
Frame	Aluminum
Finishing	Dark Grey, Matt Black or Option
Lighting control (option)	Dali, 0-10V, Triac, Wireless, DMX512

Accessories

-

Notes

-



RZ6066SLM

Floodlight With Die-casting Aluminum, Transparent Toughened Glass Led 60W 5100lm CRI80 50.000h IP66

RZ8666SLM

Floodlight With Die-casting Aluminum, Transparent Toughened Glass Led 86W 7310lm CRI80 50.000h IP66

Description

Outdoor floodlight designed to use LED lamps and a spot optic. Consists of an optical assembly and a base.

Housing, hinge and mounting plate: Die-casting Aluminum, Anti-Corrosion, No-Rinse surface treatment. Surface with fluorine carbon spraying and optimised for reduced accumulation of dirt, with a high level of weather resistance. Hinge with 130° tilt. Mounting plate rotatable through 350°. All external screws used are made of A2 stainless steel.

Luminaire head with transparent toughened non-reflective glass, resist the impact and friction.

Control gear: 1 cable entries. 3-pole terminal block.

LED module: High-power LEDs on metal-core PCB. Collimating lens made of optical Polymethyl. Tender and soft light to perfectly present the object without black spot and dark area.

Dimming driver can be optionally sold separately: Dali, 0-10V, Triac, Wireless.

Protection mode IP66: dust-proof and water jet-proof.



Technical data

Light source	LED COB	
System Wattage	60W	86W
Luminous flux	5100lm	7310lm
Number of led lamp	-	
Luminous efficiency	85lm/w or option	
Colour Temperature	2700K, 3000K, 4000K, 6000K, RGBW	
Colour Rendering Index	CRI>80	
Colour Deviation	SDCM<3	
Beam Angle	5°, 7°, 15°, 24°, 36°, 50°, 60°, 20°x45°	
Rotation Angle	130° Tilt 350° Swivel	
Anti-glare Rating	Accessory options	
Service Lifetime	50.000 Hrs L70 B20 Ta25	
Ingress Protection	IP66	
Operation Voltage	100-240VAC, 50Hz	
Operation Temperature	-30°C ~ 50°C	
Frame	Aluminum	
Finishing	Dark Grey, Matt Black or Option	
Lighting control (option)	Dali, 0-10V, Triac, Wireless, DMX512	

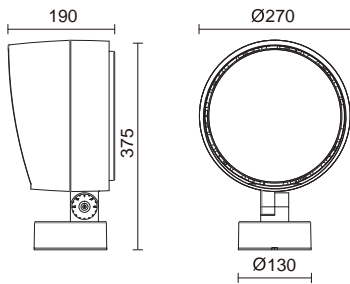
Accessories

Notes

-

RZ12066SLM

Floodlight With Die-casting Aluminum, Transparent Toughened Glass Led 120W 9000lm CRI80 50.000h IP66



Description

Outdoor floodlight designed to use LED lamps and a spot optic. Consists of an optical assembly and a base.

Housing, hinge and mounting plate: Die-casting Aluminum, Anti-Corrosion, No-Rinse surface treatment. Surface with fluorine carbon spraying and optimised for reduced accumulation of dirt, with a high level of weather resistance. Hinge with 130° tilt. Mounting plate rotatable through 350°. All external screws used are made of A2 stainless steel.

Luminaire head with transparent toughened non-reflective glass, resist the impact and friction.

Control gear: 1 cable entries. 3-pole terminal block.

LED module: High-power LEDs on metal-core PCB. Collimating lens made of optical Polymethyl. Tender and soft light to perfectly present the object without black spot and dark area.

Dimming driver can be optionally sold separately: Dali, 0-10V, Triac, Wireless.

Protection mode IP66: dust-proof and water jet-proof.



Technical data


Light source	LED COB
System Wattage	120W
Luminous flux	9000lm
Number of led lamp	-
Luminous efficiency	75lm/w or option
Colour Temperature	2700K, 3000K, 4000K, 6000K, RGBW
Colour Rendering Index	CRI>80
Colour Deviation	SDCM<3
Beam Angle	8°, 15°, 24°, 36°, 50°, 15°*40°
Rotation Angle	130° Tilt 350° Swivel
Anti-glare Rating	Accessory options
Service Lifetime	50.000 Hrs L70 B20 Ta25
Ingress Protection	IP66 IK08
Operation Voltage	100-240VAC, 50Hz
Operation Temperature	-30°C ~ 50°C
Frame	Aluminum
Finishing	Dark Grey, Matt Black or Option
Lighting control (option)	Dali, 0-10V, Triac, Wireless, DMX512

Accessories

Honeycomb can be optionally sold separately.

Notes

-

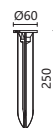


Accessories (Configure separately)

Earth spike

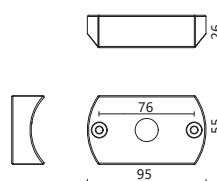
RZ-42SLM-PS
Plastic spike
Max loading ≤5kg
Capable in corrosive area

RZ-42SLM-AS
Aluminum spike
Max loading ≤10kg
Incapable in corrosive area



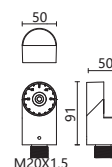
Mounting Box Rectangular

RZ-42SLM-MR
For the permanent installation of floodlights with M20X1.5 threaded connection on columns, walls or ceilings.



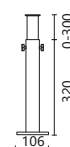
Knuckle with M20x1.5 threaded stem

RZ-42SLM-KS
For the permanent installation of floodlights with M20X1.5 threaded connection on columns, walls or ceilings.



Stem adjustable

RZ-42SLM-SA
Up to 300mm



Tree strap

RZ-42SLM-TS
For tree mounted
Clamping area Ø 100 - 230mm



Concentric louver

RZ-42SLM-CL
PC material



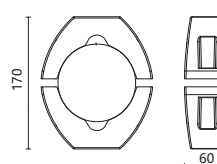
Honeycomb Louver

RZ-42SLM-HC
Aluminum material



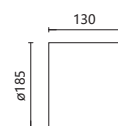
Pole Clamp

RZ-42SLM-PC
For the permanent installation of floodlights with mounting box round connection on pole, Pole Dia. ø95-ø100"




Glare Shield / Long Snoot

RZ-42SLM-GS
Aluminum material

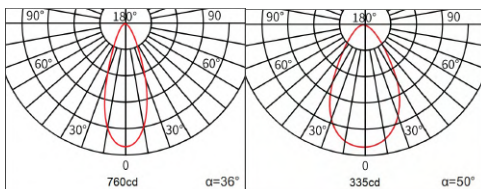
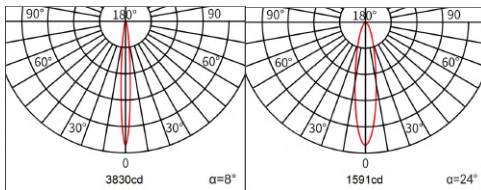
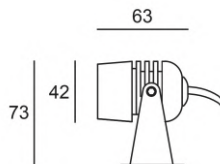


Stems/Power Pipe



RZ0468SLS

Floodlight With Stainless Steel 316 Body, Anti-Corrosion, Transparent Toughened Glass Led
4W 320lm CRI80 24VDC D42 50.000h IP68



Description

Outdoor floodlight designed to use LED lamps and a spot optic. Consists of an optical assembly and a base.

Housing, hinge and mounting plate: Stainless Steel 316 Body, Anti-Corrosion, ensures even in salty environments, especially suitable for underwater lighting. Optimised surface for reduced accumulation of dirt, with a high level of weather resistance. Hinge with 130° tilt. Mounting plate rotatable through 350°.

Luminaire head with transparent toughened non-reflective glass, resist the impact and friction.

Control gear: Longitudinally watertight cable, 1 cable entries. 2-pole terminal block.

LED module: High-power LEDs on metal-core PCB. Collimating lens made of optical Polymethyl. Tender and soft light to perfectly present the object without black spot and dark area.

Dimming driver can be optionally sold separately: Dali, 0-10V, Triac, Wireless.

Protection mode IP68: Protection against dust ingress, continuous immersion up to 3m deep.



Technical data

Light source	LED COB
System Wattage	4W
Luminous flux	320lm
Number of led lamp	1 Led
Luminous efficiency	80lm/w or option
Colour Temperature	2700K, 3000K, 4000K, 6000K
Colour Rendering Index	CRI>80, [CRI>90]
Colour Deviation	SDCM<3
Beam Angle	8°, 15°, 24°, 36°, 50°, [15x40°]
Rotation Angle	130° Tilt 350° Swivel
Anti-glare Rating	Accessory options
Service Lifetime	50.000 Hrs L80 B20 Ta35
Ingress Protection	IP68
Operation Voltage	24VDC
Operation Temperature	-30°C ~ 50°C
Frame	Stainless Steel 316
Finishing	Non-Color or Option
Lighting control (option)	Dali, 0-10V, Triac, Wireless

Accessories

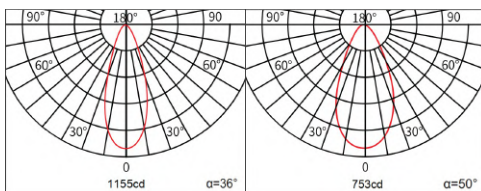
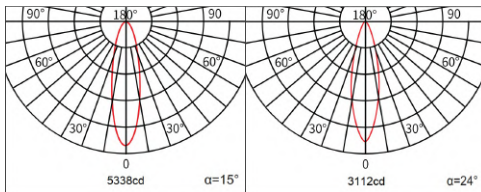
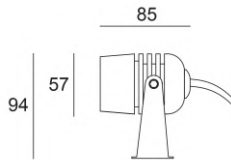
-

Notes

-

RZ0668SLS

Floodlight With Stainless Steel 316 Body, Anti-Corrosion, Transparent Toughened Glass Led 6W 480lm CRI80 24VDC D57 50.000h IP68



Description

Outdoor floodlight designed to use LED lamps and a spot optic. Consists of an optical assembly and a base.

Housing, hinge and mounting plate: Stainless Steel 316 Body, Anti-Corrosion, ensures even in salty environments, especially suitable for underwater lighting. Optimised surface for reduced accumulation of dirt, with a high level of weather resistance. Hinge with 130° tilt. Mounting plate rotatable through 350°.

Luminaire head with transparent toughened non-reflective glass, resist the impact and friction.

Control gear: Longitudinally watertight cable, 1 cable entries. 2-pole terminal block.

LED module: High-power LEDs on metal-core PCB. Collimating lens made of optical Polymethyl. Tender and soft light to perfectly present the object without black spot and dark area.

Dimming driver can be optionally sold separately: Dali, 0-10V, Triac, Wireless.

Protection mode IP68: Protection against dust ingress, continuous immersion up to 3m deep.



Technical data

Light source	LED COB
System Wattage	6W
Luminous flux	480lm
Number of led lamp	1 Led
Luminous efficiency	80lm/w or option
Colour Temperature	2700K, 3000K, 4000K, 6000K
Colour Rendering Index	CRI>80, [CRI>90]
Colour Deviation	SDCM<3
Beam Angle	15°, 24°, 36°, 50°
Rotation Angle	130° Tilt 350° Swivel
Anti-glare Rating	Accessory options
Service Lifetime	50.000 Hrs L80 B20 Ta35
Ingress Protection	IP68
Operation Voltage	24VDC
Operation Temperature	-30°C ~ 50°C
Frame	Stainless Steel 316
Finishing	Non-Color or Option
Lighting control (option)	Dali, 0-10V, Triac, Wireless

Accessories

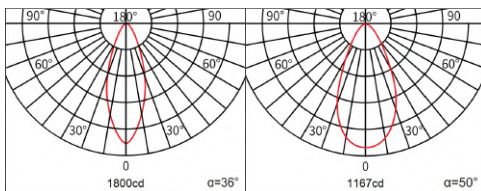
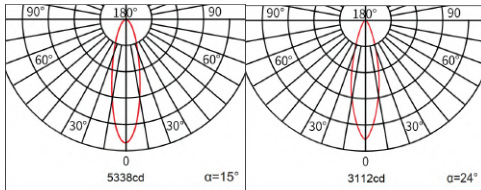
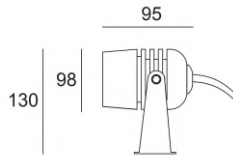
-

Notes

-

RZ1268SLS

Floodlight With Stainless Steel 316 Body, Anti-Corrosion, Transparent Toughened Glass Led
12W 960lm CRI80 24VDC D98 50.000h IP68



Description

Outdoor floodlight designed to use LED lamps and a spot optic. Consists of an optical assembly and a base.

Housing, hinge and mounting plate: Stainless Steel 316 Body, Anti-Corrosion, ensures even in salty environments, especially suitable for underwater lighting. Optimised surface for reduced accumulation of dirt, with a high level of weather resistance. Hinge with 130° tilt. Mounting plate rotatable through 350°.

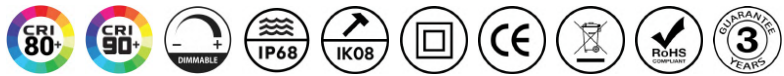
Luminaire head with transparent toughened non-reflective glass, resist the impact and friction.

Control gear: Longitudinally watertight cable, 1 cable entries. 2-pole terminal block.

LED module: High-power LEDs on metal-core PCB. Collimating lens made of optical Polymethyl. Tender and soft light to perfectly present the object without black spot and dark area.

Dimming driver can be optionally sold separately: Dali, 0-10V, Triac, Wireless.

Protection mode IP68: Protection against dust ingress, continuous immersion up to 3m deep.



Technical data

Light source	LED COB
System Wattage	12W
Luminous flux	960lm
Number of led lamp	1 Led
Luminous efficiency	80lm/w or option
Colour Temperature	2700K, 3000K, 4000K, 6000K
Colour Rendering Index	CRI>80, [CRI>90]
Colour Deviation	SDCM<3
Beam Angle	15°, 24°, 36°, 50°, [20x50°]
Rotation Angle	130° Tilt 350° Swivel
Anti-glare Rating	Accessory options
Service Lifetime	50.000 Hrs L80 B20 Ta35
Ingress Protection	IP68
Operation Voltage	24VDC
Operation Temperature	-30°C ~ 50°C
Frame	Stainless Steel 316
Finishing	Non-Color or Option
Lighting control (option)	Dali, 0-10V, Triac, Wireless

Accessories

-

Notes

-



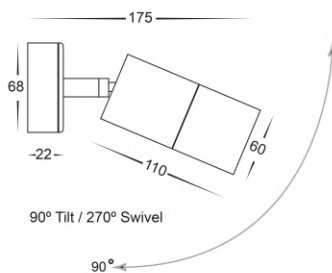
- Aluminium



- Stainless Steel 316



- Solid Copper



RZG35WLA

Wall Pillar Adjustable Light With Aluminium GU10 Max.35W/MR16 Max.20W 220VAC D60 IP65 With Pole Mounting

RZG35WLS

Wall Pillar Adjustable Light With Stainless Steel 316 Body, Anti-Corrosion GU10 Max.35W/MR16 Max.20W 220VAC D60 IP65 With Pole Mounting

RZG35WLC

Wall Pillar Adjustable Light With Solid Copper Body, Anti-Corrosion GU10 Max.35W/MR16 Max.20W 220VAC D60 IP65 With Pole Mounting

Description

Outdoor floodlight designed to use LED lamps and a spot optic. Consists of an optical assembly and a base.

Housing, hinge and mounting plate: corrosion-resistant Aluminium/ Stainless steel 316/ Solid Copper. Optimised surface for reduced accumulation of dirt. 90° tilt. Mounting plate rotatable through 350°.

Luminaire head with transparent toughened non-reflective glass, resist the impact and friction.

Control gear: 1 cable entries. [2] 3-pole terminal block.

LED module: Led GU10 or MR16.

Protection mode IP65: dust-proof and water jet-proof.



Technical data

Light source	LED GU10 Max.35W		MR16 Max.20W
System Wattage	-		
Luminous flux	-		
Number of led lamp	-		
Luminous efficiency	-		
Colour Temperature	-		
Colour Rendering Index	-		
Colour Deviation	-		
Beam Angle	-		
Rotation Angle	90° Tilt		270° Swivel
Anti-glare Rating	-		
Service Lifetime	-		
Ingress Protection	IP65		
Operation Voltage	220VAC, 50Hz		12V
Operation Temperature	-30°C ~ 50°C		
Frame	Aluminium		Stainless Steel 316 Solid Copper
Finishing	Non-Color, Matt Black or Option		
Lighting control (option)	Dali, 0-10V, Triac, Wireless		

Accessories

-

Notes

-



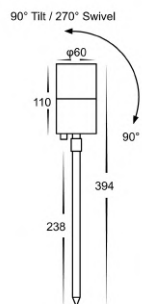
- Aluminium



- Stainless Steel 316



- Solid Copper



RZG35SA

Spotlight With Aluminum GU10 Max.35W/MR16 Max.20W 220VAC D60 IP65 With Ground Spike

RZG35SS

Spotlight With Stainless Steel 316 Body, Anti-Corrosion GU10 Max.35W/MR16 Max.20W 220VAC D60 IP65 With Ground Spike

RZG35SC

Spotlight With Solid Copper Body, Anti-Corrosion GU10 Max.35W/MR16 Max.20W 220VAC D60 IP65 With Ground Spike

Description

Outdoor floodlight designed to use LED lamps and a spot optic. Consists of an optical assembly and a base.

Housing, hinge and Ground Spike: corrosion-resistant Aluminium/ Stainless steel 316/ Solid Copper. Optimised surface for reduced accumulation of dirt. 90° tilt. Mounting plate rotatable through 350°.

Luminaire head with transparent toughened non-reflective glass, resist the impact and friction.

Control gear: 1 cable entries. [2] 3-pole terminal block.

LED module: Led GU10 or MR16.

Protection mode IP65: dust-proof and water jet-proof.



Technical data

Light source	LED GU10 Max.35W		MR16 Max.20W
System Wattage	-		
Luminous flux	-		
Number of led lamp	-		
Luminous efficiency	-		
Colour Temperature	-		
Colour Rendering Index	-		
Colour Deviation	-		
Beam Angle	-		
Rotation Angle	90° Tilt		270° Swivel
Anti-glare Rating	-		
Service Lifetime	-		
Ingress Protection	IP65		
Operation Voltage	220VAC, 50Hz		12V
Operation Temperature	-30°C ~ 50°C		
Frame	Aluminium		Stainless Steel 316 Solid Copper
Finishing	Non-Color, Matt Black or Option		
Lighting control (option)	Dali, 0-10V, Triac, Wireless		

Accessories

-

Notes

-




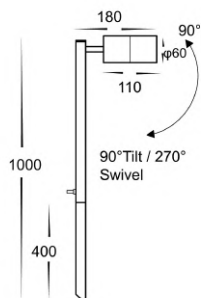
- Aluminium



- Stainless Steel 316



- Solid Copper



RZG35SLA

Single Adjustable Spike Light With Aluminum GU10 Max.35W/MR16 Max.20W 220VAC D60 IP65 With Spike

RZG35SLS

Single Adjustable Spike Light With Stainless steel 316 Body, Anti-Corrosion GU10 Max.35W/MR16 Max.20W 220VAC D60 IP65 With Spike

RZG35SLC

Single Adjustable Spike Light With Solid Copper Body, Anti-Corrosion GU10 Max.35W/MR16 Max.20W 220VAC D60 IP65 With Spike

Description

Outdoor floodlight designed to use LED lamps and a spot optic. Consists of an optical assembly and a base.

Housing, hinge and Spike: corrosion-resistant Aluminium/ Stainless steel 316/ Solid Copper. Optimised surface for reduced accumulation of dirt. 90° tilt. Mounting plate rotatable through 350°.

Luminaire head with transparent toughened non-reflective glass, resist the impact and friction.

Control gear: 1 cable entries. [2] 3-pole terminal block.

LED module: Led GU10 or MR16.

Protection mode IP65: dust-proof and water jet-proof.



Technical data

Light source	LED GU10 Max.35W		MR16 Max.20W
System Wattage	-		
Luminous flux	-		
Number of led lamp	-		
Luminous efficiency	-		
Colour Temperature	-		
Colour Rendering Index	-		
Colour Deviation	-		
Beam Angle	-		
Rotation Angle	90° Tilt		270° Swivel
Anti-glare Rating	-		
Service Lifetime	-		
Ingress Protection	IP65		
Operation Voltage	220VAC, 50Hz		12V
Operation Temperature	-30°C ~ 50°C		
Frame	Aluminium		Stainless Steel 316 Solid Copper
Finishing	Non-Color, Matt Black or Option		
Lighting control (option)	Dali, 0-10V, Triac, Wireless		

Accessories

-

Notes

-



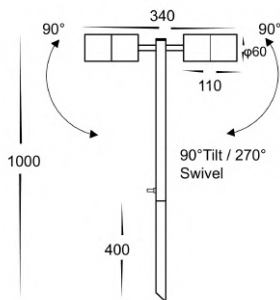
- Aluminium



- Stainless Steel 316



- Solid Copper



RZG35DLA

Double Adjustable Spike Light With Aluminum 2*GU10 Max.35W/MR16 Max.20W/MR16 Max.20W 220VAC D60 IP65 With Spike

RZG35DLS

Double Adjustable Spike Light With Stainless steel 316 Body, Anti-Corrosion 2*GU10 Max.35W/MR16 Max.20W 220VAC D60 IP65 With Spike

RZG35DLC

Double Adjustable Spike Light With Solid Copper Body, Anti-Corrosion 2*GU10 Max.35W/MR16 Max.20W 220VAC D60 IP65 With Spike

Description

Outdoor floodlight designed to use LED lamps and a spot optic. Consists of an optical assembly and a base.

Housing, hinge and Spike: corrosion-resistant Aluminium/ Stainless steel 316/ Solid Copper. Optimised surface for reduced accumulation of dirt. 90° tilt. Mounting plate rotatable through 350°.

Luminaire head with transparent toughened non-reflective glass, resist the impact and friction.

Control gear: 1 cable entries. [2] 3-pole terminal block.

LED module: Led GU10 or MR16.

Protection mode IP65: dust-proof and water jet-proof.



Technical data

Light source	LED GU10 Max.35W		MR16 Max.20W
System Wattage	-		
Luminous flux	-		
Number of led lamp	-		
Luminous efficiency	-		
Colour Temperature	-		
Colour Rendering Index	-		
Colour Deviation	-		
Beam Angle	-		
Rotation Angle	90° Tilt		270° Swivel
Anti-glare Rating	-		
Service Lifetime	-		
Ingress Protection	IP65		
Operation Voltage	220VAC, 50Hz		12V
Operation Temperature	-30°C ~ 50°C		
Frame	Aluminium		Stainless Steel 316 Solid Copper
Finishing	Non-Color, Matt Black or Option		
Lighting control (option)	Dali, 0-10V, Triac, Wireless		

Accessories


-

Notes

-

RZE27BLS

Bollard Light With Stainless Steel 304 Body, Anti-Corrosion, PMMA Transparent Diffuser Cover Led Bulb E27 Max.35W 220VAC D102mm IP65



Description

Garden bollard light designed to use LED lamps and a spot optic. Consists of an optical assembly and a base.

Housing, Upper cover and base plate: Stainless Steel 304 Body, Anti-Corrosion. Optimised surface for reduced accumulation of dirt. Durable silicone rubber gasket. Base plate for mounting on ground socket, concrete anchor or mounting plate.

Luminaire head with PMMA Transparent Diffuser Cover, 360° light guidance ring.

Control gear: 1 cable entries. 3-pole terminal block.

LED module: Led Bulb E27.

Protection mode IP65: dust-proof and water jet-proof.



Technical data


Light source	LED Bulb E27 Max.35W
System Wattage	-
Luminous flux	-
Number of led lamp	-
Luminous efficiency	-
Colour Temperature	-
Colour Rendering Index	-
Colour Deviation	-
Beam Angle	-
Rotation Angle	-
Anti-glare Rating	-
Service Lifetime	-
Ingress Protection	IP65
Operation Voltage	220VAC, 50Hz
Operation Temperature	-30°C ~ 50°C
Frame	Stainless Steel 304
Finishing	Non-Color, Matt Black or Option
Lighting control (option)	Dali, 0-10V, Triac, Wireless

Accessories

-

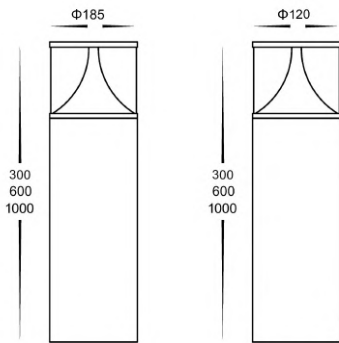
Notes

-



RZ24BLA

Bollard Light With Die-casting Aluminum, PMMA Transparent Diffuser Cover Led 24W 1560lm CRI80 220VAC D185mm 50.000h IP65



RZ12BLA

Bollard Light With Die-casting Aluminum, PMMA Transparent Diffuser Cover Led 12W 780lm CRI80 220VAC D120mm 50.000h IP65

Description

Garden bollard light designed to use LED lamps and a spot optic. Consists of an optical assembly and a base.

Housing, Upper cover and base plate: Corrosion-resistant Extruded Aluminum. Optimised surface for reduced accumulation of dirt. Double powder-coated. Durable silicone rubber gasket. Base plate for mounting on ground socket, concrete anchor or mounting plate.

Luminaire head with PMMA Transparent Diffuser Cover, 360° light guidance ring.

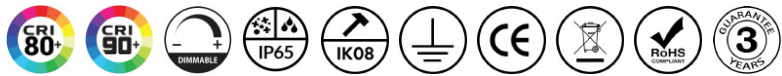
Anti-glare cone: corrosion-resistant cast aluminum. Glare-free above the light aperture.

Mounting accessories to be ordered separately.

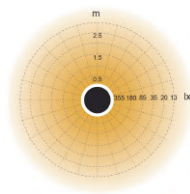
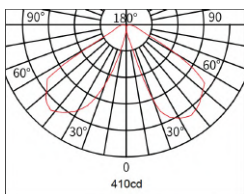
Control gear: 1 cable entries. 3-pole terminal block.

LED module: high-power LEDs on metal-core PCB.

Protection mode IP65: dust-proof and water jet-proof.



Technical data



Light source	LED SMD	
System Wattage	24W	12W
Luminous flux	1560lm	780lm
Number of led lamp	-	
Luminous efficiency	65lm/w or option	
Colour Temperature	2700K, 3000K, 4000K, 6000K	
Colour Rendering Index	CRI>80, [CRI>90]	
Colour Deviation	SDCM<3	
Beam Angle	Diffused	
Rotation Angle	-	
Anti-glare Rating	UGR<19	
Service Lifetime	50.000 Hrs L70 B30 Ta35	
Ingress Protection	IP65	
Operation Voltage	220-240VAC, 50Hz	
Operation Temperature	-30°C ~ 50°C	
Frame	Aluminum	
Finishing	Matt Black or Option	
Lighting control (option)	Dali, 0-10V, Triac, Wireless	

Accessories

-

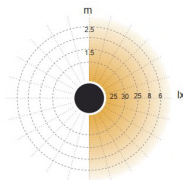
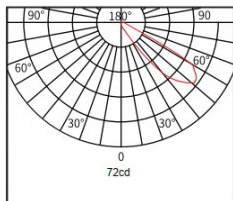
Notes

-



RZ06BLS

Bollard Light With Die-casting Aluminum, Single Side PMMA Transparent Diffuser Cover Led
6W 360lm 3000K 180° Asymmetric CRI80 220VAC 50.000h IP65



Description

Garden bollard light designed to use LED lamps and a spot optic. Consists of an optical assembly and a base.

Housing, Upper cover and base plate: Corrosion-resistant Extruded Aluminum. Optimised surface for reduced accumulation of dirt. Double powder-coated. Durable silicone rubber gasket. Base plate for mounting on ground socket, concrete anchor or mounting plate.

Luminaire head with PMMA Transparent Diffuser Cover, 360° light guidance ring.

Anti-glare cone: corrosion-resistant cast aluminum. Glare-free above the light aperture.

Mounting accessories to be ordered separately.

Control gear: 1 cable entries. 3-pole terminal block.

LED module: high-power LEDs on metal-core PCB.

Protection mode IP65: dust-proof and water jet-proof.



Technical data

Light source	LED SMD
System Wattage	6W
Luminous flux	360lm
Number of led lamp	-
Luminous efficiency	60lm/w or option
Colour Temperature	2700K, 3000K, 4000K, 6000K
Colour Rendering Index	CRI>80
Colour Deviation	SDCM<3
Beam Angle	Asymmetric 180°
Rotation Angle	-
Anti-glare Rating	UGR<19
Service Lifetime	50.000 Hrs L80 B20 Ta25
Ingress Protection	IP65
Operation Voltage	220-240VAC, 50Hz
Operation Temperature	-20°C ~ 50°C
Frame	Aluminum
Finishing	Matt Black or Option
Lighting control (option)	Dali, 0-10V, Triac, Wireless

Accessories

-



Notes

-

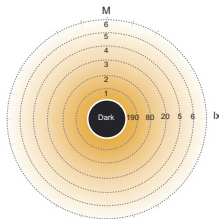
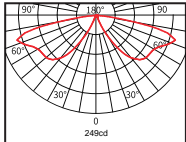


RZ12BLR

Bollard Light With Die-casting Aluminum, PMMA Transparent Diffuser Cover Led 12W 780lm 360° Asymmetric CRI80 220VAC 50.000h IP65



H=800mm
Dark space: 0.6m



Description

Garden bollard light designed to use LED lamps and a spot optic. Consists of an optical assembly and a base.

Housing, Upper cover and base plate: Corrosion-resistant Extruded Aluminum. Optimised surface for reduced accumulation of dirt. Double powder-coated. Durable silicone rubber gasket. Base plate for mounting on ground socket, concrete anchor or mounting plate.

Luminaire head with PMMA Transparent Diffuser Cover, 360° light guidance ring.

Anti-glare cone: corrosion-resistant cast aluminum. Glare-free above the light aperture.

Mounting accessories to be ordered separately.

Control gear: 1 cable entries. 3-pole terminal block.

LED module: high-power LEDs on metal-core PCB.

Protection mode IP65: dust-proof and water jet-proof.



Technical data


Light source	LED SMD
System Wattage	12W
Luminous flux	780lm
Number of led lamp	-
Luminous efficiency	65lm/w or option
Colour Temperature	2700K, 3000K, 4000K, 6000K
Colour Rendering Index	CRI>80
Colour Deviation	SDCM<3
Beam Angle	Asymmetric
Rotation Angle	-
Anti-glare Rating	UGR<19
Service Lifetime	50.000 Hrs L80 B20 Ta25
Ingress Protection	IP65 IK08
Operation Voltage	220-240VAC, 50Hz
Operation Temperature	-20°C ~ 50°C
Frame	Aluminum
Finishing	Matt Black or OptionDali,
Lighting control (option)	0-10V, Triac, Wireless

Accessories

-

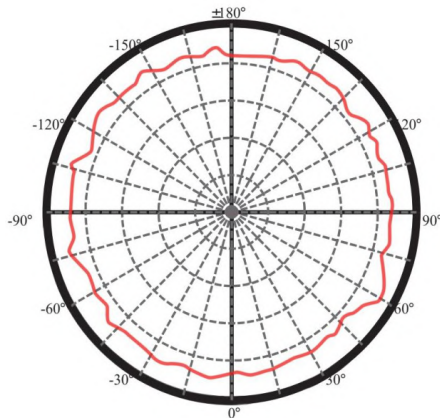
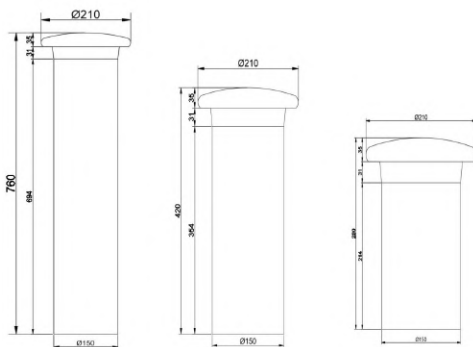
Notes

-



RZ08BLM

Mushroom Bollard Light With Die-casting Aluminum & PC Cover Led 8W 640lm CRI80 220VAC 50.000h IP65



Description

Garden bollard light designed to use LED lamps and a spot optic. Consists of an optical assembly and a base.

Housing, Upper cover and base plate: Corrosion-resistant Extruded Aluminum. Optimised surface for reduced accumulation of dirt. Double powder-coated. Durable silicone rubber gasket. Base plate for mounting on ground socket, concrete anchor or mounting plate.

Luminaire head with PMMA Transparent Diffuser Cover, 360° light guidance ring.

Anti-glare cone: corrosion-resistant cast aluminum. Glare-free above the light aperture.

Mounting accessories to be ordered separately.

Control gear: 1 cable entries. 3-pole terminal block.

LED module: high-power LEDs on metal-core PCB.

Protection mode IP65: dust-proof and water jet-proof.



Technical data

Light source	LED SMD
System Wattage	8W
Luminous flux	640lm
Number of led lamp	-
Luminous efficiency	80lm/w or option
Colour Temperature	2700K, 3000K, 4000K, 6000K
Colour Rendering Index	CRI>80, [CRI>90]
Colour Deviation	SDCM<3
Beam Angle	Diffused
Rotation Angle	-
Anti-glare Rating	UGR<19
Service Lifetime	50.000 Hrs L70 B20 Ta25
Ingress Protection	IP65
Operation Voltage	220-240VAC, 50Hz
Operation Temperature	-30°C ~ 50°C
Frame	Aluminum
Finishing	Matt Black or Option
Lighting control (option)	Dali, 0-10V, Triac, Wireless

Accessories

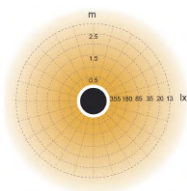

-

Notes

-

RZ1065BLT

Bollard Light With Die-casting Aluminum, PMMA Transparent Diffuser Cover Led 10 W 650lm CRI80 220VAC D140mm 50.000h IP65



Description

Garden bollard light designed to use LED lamps and a spot optic. Consists of an optical assembly and a base.

Housing, Upper cover and base plate: Corrosion-resistant Extruded Aluminum. Optimised surface for reduced accumulation of dirt. Double powder-coated. Durable silicone rubber gasket. Base plate for mounting on ground socket, concrete anchor or mounting plate.

Luminaire head with PMMA Transparent Diffuser Cover, 360° light guidance ring.

Anti-glare cone: corrosion-resistant cast aluminum. Glare-free above the light aperture.

Mounting accessories to be ordered separately.

Control gear: 1 cable entries. 3-pole terminal block.

LED module: high-power LEDs on metal-core PCB.

Protection mode IP65: dust-proof and water jet-proof.



Technical data

Light source	LED SMD
System Wattage	10W
Luminous flux	650lm
Number of led lamp	-
Luminous efficiency	65lm/w or option
Colour Temperature	2700K, 3000K, 4000K, 6000K
Colour Rendering Index	CRI>80, [CRI>90]
Colour Deviation	SDCM<3
Beam Angle	Asymmetric
Rotation Angle	-
Anti-glare Rating	UGR<19
Service Lifetime	50.000 Hrs L70 B30 Ta35
Ingress Protection	IP65
Operation Voltage	220-240VAC, 50Hz
Operation Temperature	-30°C ~ 50°C
Frame	Aluminum
Finishing	Matt Black or Option
Lighting control (option)	Dali, 0-10V, Triac, Wireless

Accessories

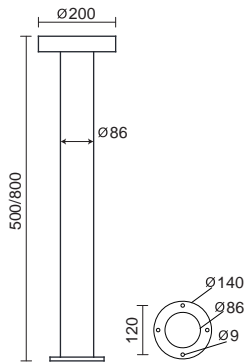
-

Notes


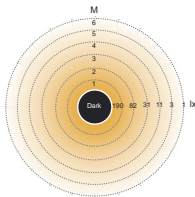
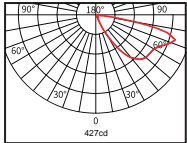
-

RZ2465BLT

Bollard Light With Die-casting Aluminum, PMMA Transparent Diffuser Cover Led 24W 1440lm CRI80 220VAC D200 50.000h IP65



H=800mm
Dark space: 0.1m



Description

Garden bollard light designed to use LED lamps and a spot optic. Consists of an optical assembly and a base.

Housing, Upper cover and base plate: Corrosion-resistant Extruded Aluminum. Optimised surface for reduced accumulation of dirt. Double powder-coated. Durable silicone rubber gasket. Base plate for mounting on ground socket, concrete anchor or mounting plate.

Luminaire head with PMMA Transparent Diffuser Cover, 360° light guidance ring.

Anti-glare cone: corrosion-resistant cast aluminum. Glare-free above the light aperture.

Mounting accessories to be ordered separately.

Control gear: 1 cable entries. 3-pole terminal block.

LED module: high-power LEDs on metal-core PCB.

Protection mode IP65: dust-proof and water jet-proof.



Technical data

Light source	LED SMD
System Wattage	24W
Luminous flux	1440lm
Number of led lamp	-
Luminous efficiency	60lm/w or option
Colour Temperature	2700K, 3000K, 4000K, 6000K
Colour Rendering Index	CRI>80, [CRI>90]
Colour Deviation	SDCM<3
Beam Angle	Asymmetric
Rotation Angle	-
Anti-glare Rating	UGR<19
Service Lifetime	50.000 Hrs L70 B30 Ta35
Ingress Protection	IP65 IK06
Operation Voltage	220-240VAC, 50Hz
Operation Temperature	-30°C ~ 50°C
Frame	Aluminum
Finishing	Matt Black or Option
Lighting control (option)	Dali, 0-10V, Triac, Wireless, DMX

Accessories


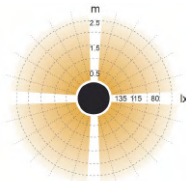
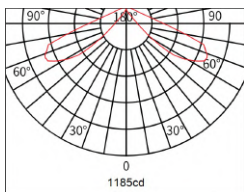

-

Notes

-

RZ15BLF

Bollard Light With Die-casting Aluminum Led 15W 1200lm CRI80 220VAC 150*150mm 50.000h IP65



Description

Garden bollard light designed to use LED lamps and a spot optic. Consists of an optical assembly and a base.

Housing, Upper cover and base plate: Corrosion-resistant Extruded Aluminum. Optimised surface for reduced accumulation of dirt. Double powder-coated. Durable silicone rubber gasket. Base plate for mounting on ground socket, concrete anchor or mounting plate.

Luminaire head with diffused light guidance ring.

Anti-glare cone: corrosion-resistant cast aluminum. Glare-free above the light aperture.

Mounting accessories to be ordered separately.

Control gear: 1 cable entries. 3-pole terminal block.

LED module: high-power LEDs on metal-core PCB.

Protection mode IP65: dust-proof and water jet-proof.



Technical data

Light source	LED COB
System Wattage	15W
Luminous flux	1200lm
Number of led lamp	1 Led
Luminous efficiency	80lm/w or option
Colour Temperature	2700K, 3000K, 4000K, 6000K
Colour Rendering Index	CRI>80, [CRI>90]
Colour Deviation	SDCM<3
Beam Angle	Diffused
Rotation Angle	-
Anti-glare Rating	UGR<19
Service Lifetime	50.000 Hrs L70 B30 Ta35
Ingress Protection	IP65
Operation Voltage	220-240VAC, 50Hz
Operation Temperature	-30°C ~ 50°C
Frame	Aluminum
Finishing	Matt Black or Option
Lighting control (option)	Dali, 0-10V, Triac, Wireless

Accessories

-

Notes

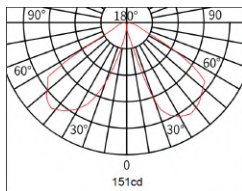
-

RZ10BLC

Bollard Light With Die-casting Aluminum Led 10W 800lm CRI80 220VAC H880mm 50.000h IP65



H880



Description

Garden bollard light designed to use LED lamps and a spot optic. Consists of an optical assembly and a base.

Housing, Upper cover and base plate: Die-casting Aluminum, Anti-Corrosion. Optimised surface for reduced accumulation of dirt. Double powder-coated. Durable silicone rubber gasket. Base plate for mounting on ground socket, concrete anchor or mounting plate.

Luminaire head with diffused light guidance ring.

Anti-glare cone: corrosion-resistant cast aluminum. Glare-free above the light aperture.

Mounting accessories to be ordered separately.

Control gear: 1 cable entries. 3-pole terminal block.

LED module: high-power LEDs on metal-core PCB.

Protection mode IP65: dust-proof and water jet-proof.



Technical data

Light source	LED COB
System Wattage	10W
Luminous flux	1200lm
Number of led lamp	-
Luminous efficiency	80lm/w or option
Colour Temperature	2700K, 3000K, 4000K, 6000K
Colour Rendering Index	CRI>80, [CRI>90]
Colour Deviation	SDCM<3
Beam Angle	Diffused
Rotation Angle	-
Anti-glare Rating	UGR<19
Service Lifetime	50.000 Hrs L70 B30 Ta35
Ingress Protection	IP65
Operation Voltage	220-240VAC, 50Hz
Operation Temperature	-30°C ~ 50°C
Frame	Aluminum
Finishing	Silver, Matt Black or Option
Lighting control (option)	Dali, 0-10V, Triac, Wireless

Accessories

-

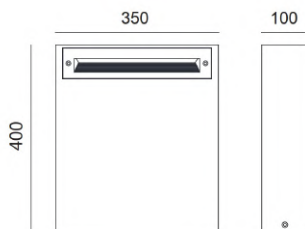
Notes

-



RZ12BLS

Bollard Light With Die-casting Aluminum, Toughened Glass Cover Led 12W 960lm CRI80 Asymmetric 220VAC 100*350*H400mm 50.000h IP65



Description

Garden bollard light designed to use LED lamps and a spot optic. Consists of an optical assembly and a base.

Housing, Upper cover and base plate: Corrosion-resistant Extruded Aluminum. Optimised surface for reduced accumulation of dirt. Double powder-coated. Durable silicone rubber gasket. Base plate for mounting on ground socket, concrete anchor or mounting plate.

Luminaire head with toughened glass cover, asymmetric light guidance ring.

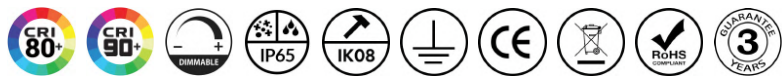
Anti-glare cone: corrosion-resistant cast aluminum. Glare-free above the light aperture.

Mounting accessories to be ordered separately.

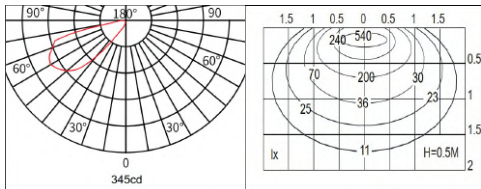
Control gear: 1 cable entries. 3-pole terminal block.

LED module: high-power LEDs on metal-core PCB.

Protection mode IP65: dust-proof and water jet-proof.



Technical data



Light source	LED SMD
System Wattage	12W
Luminous flux	960lm
Number of led lamp	-
Luminous efficiency	80lm/w or option
Colour Temperature	2700K, 3000K, 4000K, 6000K
Colour Rendering Index	CRI>80, [CRI>90]
Colour Deviation	SDCM<3
Beam Angle	Asymmetric
Rotation Angle	-
Anti-glare Rating	UGR<19
Service Lifetime	50.000 Hrs L70 B30 Ta35
Ingress Protection	IP65
Operation Voltage	100-240VAC, 50Hz 24VDC
Operation Temperature	-30°C ~ 50°C
Frame	Aluminum
Finishing	Grey Matt Black or Option
Lighting control (option)	Dali, 0-10V, Triac, Wireless

Accessories

-

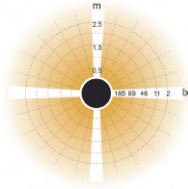
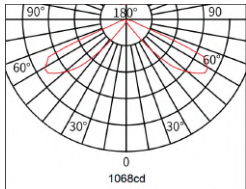
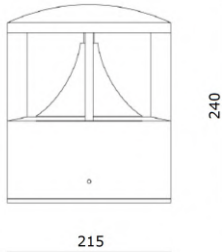
Notes

-



RZ10BLG

Bollard Light With Die-casting Aluminum, PMMA Transparent Diffuser Cover Led 10W 800lm CRI80 220VAC D215*H240mm 50.000h IP65



Description

Garden bollard light designed to use LED lamps and a spot optic. Consists of an optical assembly and a base.

Housing, Upper cover and base plate: Die-casting Aluminum, Anti-Corrosion. Optimised surface for reduced accumulation of dirt. Double powder-coated. Durable silicone rubber gasket. Base plate for mounting on ground socket, concrete anchor or mounting plate.

Luminaire head with PMMA Transparent Diffuser Cover, 360° light guidance ring.

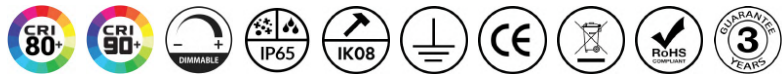
Anti-glare cone: corrosion-resistant cast aluminum. Glare-free above the light aperture.

Mounting accessories to be ordered separately.

Control gear: 1 cable entries. 3-pole terminal block.

LED module: high-power LEDs on metal-core PCB.

Protection mode IP65: dust-proof and water jet-proof.



Technical data


Light source	LED SMD
System Wattage	10W
Luminous flux	800lm
Number of led lamp	-
Luminous efficiency	80lm/w or option
Colour Temperature	2700K, 3000K, 4000K, 6000K
Colour Rendering Index	CRI>80, [CRI>90]
Colour Deviation	SDCM<3
Beam Angle	Diffused
Rotation Angle	-
Anti-glare Rating	UGR<19
Service Lifetime	50.000 Hrs L70 B30 Ta35
Ingress Protection	IP65
Operation Voltage	220-240VAC, 50Hz
Operation Temperature	-30°C ~ 50°C
Frame	Aluminum
Finishing	Matt Black or Option
Lighting control (option)	Dali, 0-10V, Triac, Wireless

Accessories

-


Notes

-



RZE27BLD

Bollard Light With Die-casting Aluminum, Opal PMMA Transparent Diffuser Cover Led E27
Max.35W 220VAC D60/PO150mm IP65



Description

Garden bollard light designed to use LED lamps and a spot optic. Consists of an optical assembly and a base.

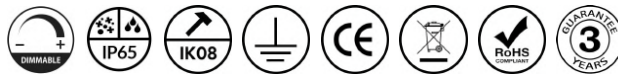
Housing, Upper cover and base plate: Corrosion-resistant Extruded Aluminum. Optimised surface for reduced accumulation of dirt. Durable silicone rubber gasket. Base plate for mounting on ground socket, concrete anchor or mounting plate.

Luminaire head with Opal PMMA Transparent Diffuser Cover, 360° light guidance ring.

Control gear: 1 cable entries. 3-pole terminal block.

LED module: Led Bulb E27.

Protection mode IP65: dust-proof and water jet-proof.



Technical data

Light source	LED Bulb E27 Max.35W
System Wattage	-
Luminous flux	-
Number of led lamp	-
Luminous efficiency	-
Colour Temperature	-
Colour Rendering Index	-
Colour Deviation	-
Beam Angle	-
Rotation Angle	-
Anti-glare Rating	-
Service Lifetime	-
Ingress Protection	IP65
Operation Voltage	220VAC, 50Hz
Operation Temperature	-30°C ~ 50°C
Frame	Aluminum
Finishing	Matt Black or Option
Lighting control (option)	Dali, 0-10V, Triac, Wireless

Accessories

-

Notes

-

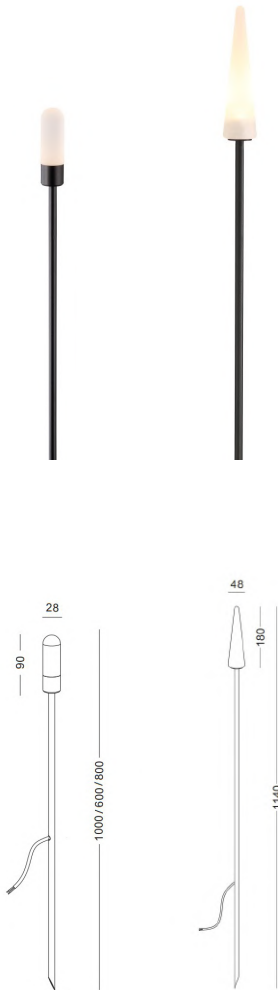


RZ0165GL

Bollard Light With Die-casting Aluminum, Acrylic Diffuser Led 1W 70lm CRI80 220VAC D28*H1000mm 50.000h IP65

RZ0365GL

Bollard Light With Die-casting Aluminum, Acrylic Diffuser Led 3W 135lm CRI80 220VAC D48*H1140mm 50.000h IP65



Description

Garden bollard light designed to use LED lamps and a spot optic. Consists of an optical assembly and a base.

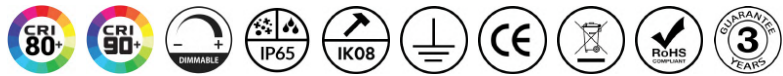
Housing, Upper cover and base plate: Corrosion-resistant Extruded Aluminum. Optimised surface for reduced accumulation of dirt. Durable silicone rubber gasket. Base plate for mounting on ground socket, concrete anchor or mounting plate.

Luminaire head with Opal PMMA Transparent Diffuser Cover, 360° light guidance ring.

Control gear: 1 cable entries. 3-pole terminal block.

LED module: high-power LEDs on metal-core PCB.

Protection mode IP65: dust-proof and water jet-proof.



Technical data

Light source	LED SMD		
System Wattage	1W		3W
Luminous flux	70lm		135lm
Number of led lamp	-		
Luminous efficiency	70lm/w or option		
Colour Temperature	2700K, 3000K, 4000K, 6000K		
Colour Rendering Index	CRI>80, [CRI>90]		
Colour Deviation	SDCM<3		
Beam Angle	Diffused		
Rotation Angle	-		
Anti-glare Rating	UGR<19		
Service Lifetime	50.000 Hrs L70 B30 Ta35		
Ingress Protection	IP65		
Operation Voltage	220-240VAC, 50Hz		24VDC
Operation Temperature	-30°C ~ 50°C		
Frame	Aluminum		
Finishing	Matt Black or Option		
Lighting control (option)	Dali, 0-10V, Triac, Wireless		

Accessories

-

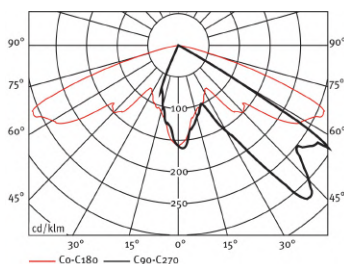
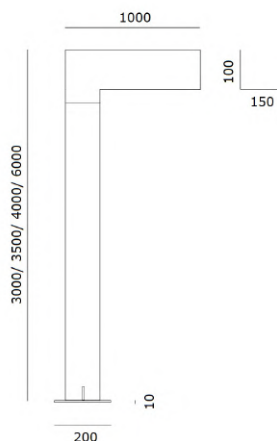
Notes

-



Urban





RZ30PLF

Pole Light With Extruded Aluminum Led 30W 3600lm CRI80 220VAC L1000*H3000mm 100.000h IP66 IK08

RZ30PLF

Pole Light With Extruded Aluminum Led 30W 3600lm CRI80 220VAC L1000*H3500mm 100.000h IP66 IK08

RZ40PLF

Pole Light With Extruded Aluminum Led 40W 4800lm CRI80 220VAC L1000*H4000mm 100.000h IP66 IK08

RZ60PLF

Pole Light With Extruded Aluminum Led 60W 7200lm CRI80 220VAC L1000*H6000mm 100.000h IP66 IK08

Description

Urban Pole Light, designed to use monochrome LED lamps. It consists of a body, an optical assembly and a fixing base.

Housing, pole and base plate: Corrosion-resistant Extruded Aluminum. Optimised surface for reduced accumulation of dirt. Double powder-coated. Durable silicone rubber gasket. Base plate for mounting on ground socket, concrete anchor or mounting plate.

Luminaire head with diffused light guidance ring.

Mounting accessories to be ordered separately.

Control gear: 1 cable entries. 3-pole terminal block.

LED module: high-power LEDs on metal-core PCB.

Protection mode IP66: dust-proof and water jet-proof.

Maximum wind load resistance is 160km/h.



Technical data

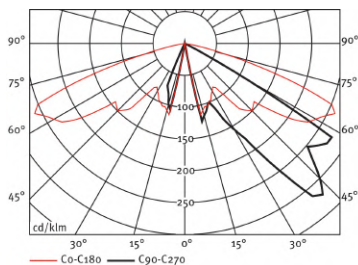

Light source	LED SMD		
System Wattage	30W	40W	60W
Luminous flux	3600lm	4800lm	7200lm
Number of led lamp	-		
Luminous efficiency	120lm/w or option		
Colour Temperature	3000K, 4000K, 5000K		
Colour Rendering Index	CRI>80		
Colour Deviation	SDCM<5		
Beam Angle	Diffused		
Rotation Angle	-		
Anti-glare Rating	-		
Service Lifetime	100.000 Hrs L70 B30 Ta35		
Ingress Protection	IP66		
Operation Voltage	100-264VAC, 50Hz		
Operation Temperature	-40°C ~ 60°C		
Frame	Aluminum		
Finishing	Matt Black or Option		
Lighting control (option)	Dali, 0-10V, Triac, Wireless		

Accessories

-

Notes

-



RZ25PLH

Pole Light With Extruded Aluminum Led 25W 2500lm CRI80 220VAC 180*180*H2500mm 100.000h IP66 IK08

RZ30PLH

Pole Light With Extruded Aluminum Led 30W 3000lm CRI80 220VAC 180*180*H3000mm 100.000h IP66 IK08

RZ35PLH

Pole Light With Extruded Aluminum Led 35W 3500lm CRI80 220VAC 180*180*H3500mm 100.000h IP66 IK08

RZ35PLH

Pole Light With Extruded Aluminum Led 35W 3500lm CRI80 220VAC 180*180*H4000mm 100.000h IP66 IK08

Description

Urban Pole Light, designed to use monochrome LED lamps. It consists of a body, an optical assembly and a fixing base.

Housing, pole and base plate: Corrosion-resistant Extruded Aluminum. Optimised surface for reduced accumulation of dirt. Double powder-coated. Durable silicone rubber gasket. Base plate for mounting on ground socket, concrete anchor or mounting plate.

Luminaire head with diffused light guidance ring.

Mounting accessories to be ordered separately.

Control gear: 1 cable entries. 3-pole terminal block.

LED module: high-power LEDs on metal-core PCB.

Protection mode IP66: dust-proof and water jet-proof.

Maximum wind load resistance is 160km/h.



Technical data


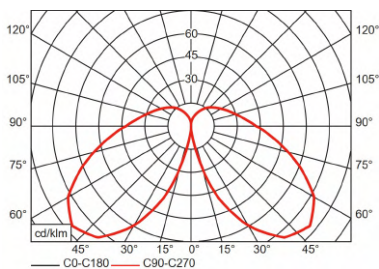
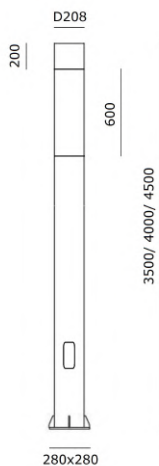
Light source	LED COB		
System Wattage	25W	30W	35W
Luminous flux	2500lm	3000lm	3500lm
Number of led lamp	1 Led		
Luminous efficiency	100lm/w or option		
Colour Temperature	3000K, 4000K, 5000K		
Colour Rendering Index	CRI>80		
Colour Deviation	SDCM<5		
Beam Angle	Diffused		
Rotation Angle	-		
Anti-glare Rating	-		
Service Lifetime	100.000 Hrs L70 B30 Ta35		
Ingress Protection	IP66		
Operation Voltage	100-264VAC, 50Hz		
Operation Temperature	-40°C ~ 60°C		
Frame	Aluminum		
Finishing	Matt Black or Option		
Lighting control (option)	Dali, 0-10V, Triac, Wireless		

Accessories

-

Notes

-



RZ30PLA

Pole Light With Die-cast Aluminum housing, PMMA Transparent Diffuser Cover and Aluminum Poles Led 30W 3600lm CRI80 220VAC D200*H3500mm 100.000h IP66 IK08

RZ45PLA

Pole Light With Die-cast Aluminum housing, PMMA Transparent Diffuser Cover and Aluminum Poles Led 45W 5400lm CRI80 220VAC D200*H4000mm 100.000h IP66 IK08

RZ45PLA

Pole Light With Die-cast Aluminum housing, PMMA Transparent Diffuser Cover and Aluminum Poles Led 45W 5400lm CRI80 220VAC D200*H4500mm 100.000h IP66 IK08

Description

Urban Pole Light, designed to use monochrome LED lamps. It consists of a body, an optical assembly and a fixing base.

Housing, pole and base plate: Corrosion-resistant Extruded Aluminum. Optimised surface for reduced accumulation of dirt. Double powder-coated. Durable silicone rubber gasket. Base plate for mounting on ground socket, concrete anchor or mounting plate.

Smooth round decorative ambient lighting post top with clear PMMA diffuser.

Mounting accessories to be ordered separately.

Control gear: 1 cable entries. 3-pole terminal block.

LED module: high-power LEDs on metal-core PCB.

Protection mode IP66: dust-proof and water jet-proof.

Maximum wind load resistance is 160km/h.



Technical data

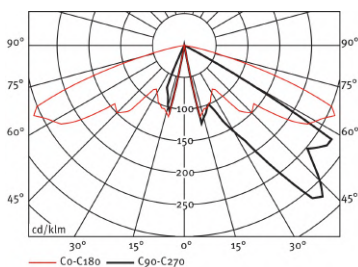
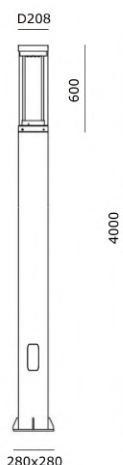
Light source	LED SMD	
System Wattage	30W	45W
Luminous flux	3600lm	5400lm
Number of led lamp	-	
Luminous efficiency	120lm/w or option	
Colour Temperature	3000K, 4000K, 5000K	
Colour Rendering Index	CRI>80	
Colour Deviation	SDCM<5	
Beam Angle	Diffused	
Rotation Angle	-	
Anti-glare Rating	-	
Service Lifetime	100.000 Hrs L70 B30 Ta35	
Ingress Protection	IP66	
Operation Voltage	100-264VAC, 50Hz	
Operation Temperature	-40°C ~ 60°C	
Frame	Aluminum	
Finishing	Matt Black or Option	
Lighting control (option)	Dali, 0-10V, Triac, Wireless	

Accessories

-

Notes

-



RZ30PLB

Pole Light With Die-cast Aluminum housing, PMMA Transparent Diffuser Cover and Aluminum Poles Led 30W 3600lm CRI80 220VAC D208*H4000mm 100.000h IP66 IK08

RZ40PLB

Pole Light With Die-cast Aluminum housing, PMMA Transparent Diffuser Cover and Aluminum Poles Led 40W 4800lm CRI80 220VAC D208*H4000mm 100.000h IP66 IK08

RZ55PLB

Pole Light With Die-cast Aluminum housing, PMMA Transparent Diffuser Cover and Aluminum Poles Led 55W 6600lm CRI80 220VAC D208*H4000mm 100.000h IP66 IK08

Description

Urban Pole Light, designed to use monochrome LED lamps. It consists of a body, an optical assembly and a fixing base.

Housing, pole and base plate: Corrosion-resistant Extruded Aluminum. Optimised surface for reduced accumulation of dirt. Double powder-coated. Durable silicone rubber gasket. Base plate for mounting on ground socket, concrete anchor or mounting plate.

Smooth round decorative ambient lighting post top with clear PMMA diffuser.

Mounting accessories to be ordered separately.

Control gear: 1 cable entries. 3-pole terminal block.

LED module: high-power LEDs on metal-core PCB.

Protection mode IP66: dust-proof and water jet-proof.

Maximum wind load resistance is 160km/h.



Technical data


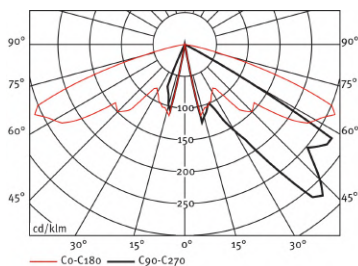
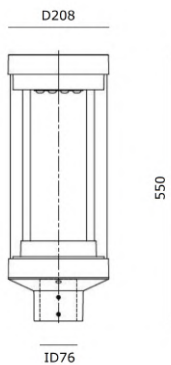
Light source	LED SMD		
System Wattage	30W	40W	55W
Luminous flux	3600lm	4800lm	6600lm
Number of led lamp	-		
Luminous efficiency	120lm/w or option		
Colour Temperature	3000K, 4000K, 5000K		
Colour Rendering Index	CRI>80		
Colour Deviation	SDCM<5		
Beam Angle	Diffused		
Rotation Angle	-		
Anti-glare Rating	-		
Service Lifetime	100.000 Hrs L70 B30 Ta35		
Ingress Protection	IP66		
Operation Voltage	100-264VAC, 50Hz		
Operation Temperature	-40°C ~ 60°C		
Frame	Aluminum		
Finishing	Matt Black or Option		
Lighting control (option)	Dali, 0-10V, Triac, Wireless		

Accessories

-

Notes

-



RZ20UGA

Urban Garden With Die-cast Aluminum housing, Glass Transparent Diffuser Cover Led 20W 2400lm CRI80 220VAC D208*H550mm 100.000h IP66 IK08

RZ30UGA

Urban Garden With Die-cast Aluminum housing, Glass Transparent Diffuser Cover Led 30W 3600lm CRI80 220VAC D208*H550mm 100.000h IP66 IK08

RZ40UGA

Urban Garden With Die-cast Aluminum housing, Glass Transparent Diffuser Cover Led 40W 4800lm CRI80 220VAC D208*H550mm 100.000h IP66 IK08

RZ55UGA

Urban Garden With Die-cast Aluminum housing, Glass Transparent Diffuser Cover Led 55W 6600lm CRI80 220VAC D208*H550mm 100.000h IP66 IK08

Description

Urban Pole Light, designed to use monochrome LED lamps. It consists of a body, an optical assembly and a fixing base.

Housing, pole and base plate: Corrosion-resistant Extruded Aluminum. Optimised surface for reduced accumulation of dirt. Double powder-coated. Durable silicone rubber gasket. Base plate for mounting on ground socket, concrete anchor or mounting plate.

Smooth round decorative ambient lighting post top with clear PMMA diffuser.

Pole and Mounting accessories to be ordered separately.

Control gear: 1 cable entries. 3-pole terminal block.

LED module: high-power LEDs on metal-core PCB.

Protection mode IP66: dust-proof and water jet-proof.

Maximum wind load resistance is 160km/h.



Technical data

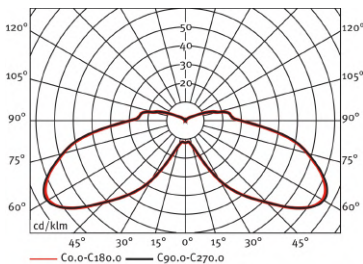
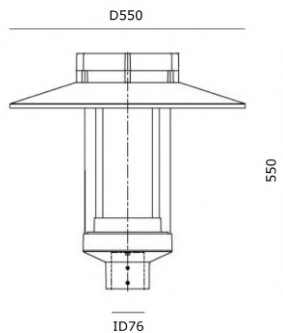
Light source	LED SMD			
System Wattage	20W	30W	40W	55W
Luminous flux	2400lm	3600lm	4800lm	6600lm
Number of led lamp	-			
Luminous efficiency	120lm/w or option			
Colour Temperature	3000K, 4000K, 5000K			
Colour Rendering Index	CRI>80			
Colour Deviation	SDCM<5			
Beam Angle	Diffused			
Rotation Angle	-			
Anti-glare Rating	-			
Service Lifetime	100.000 Hrs L70 B30 Ta35			
Ingress Protection	IP66			
Operation Voltage	100-264VAC, 50Hz			
Operation Temperature	-40°C ~ 60°C			
Frame	Aluminum			
Finishing	Matt Black or Option			
Lighting control (option)	Dali, 0-10V, Triac, Wireless			

Accessories

-

Notes

-



RZ20UGB

Urban Garden With Die-cast Aluminum housing, Glass Transparent Diffuser Cover Led 20W 2400lm CRI80 220VAC D550*H550mm 100.000h IP66 IK08

RZ30UGB

Urban Garden With Die-cast Aluminum housing, Glass Transparent Diffuser Cover Led 30W 3600lm CRI80 220VAC D550*H550mm 100.000h IP66 IK08

RZ40UGB

Urban Garden With Die-cast Aluminum housing, Glass Transparent Diffuser Cover Led 40W 4800lm CRI80 220VAC D550*H550mm 100.000h IP66 IK08

RZ55UGB

Urban Garden With Die-cast Aluminum housing, Glass Transparent Diffuser Cover Led 55W 6600lm CRI80 220VAC D550*H550mm 100.000h IP66 IK08

Description

Urban Pole Light, designed to use monochrome LED lamps. It consists of a body, an optical assembly and a fixing base.

Housing, pole and base plate: Corrosion-resistant Extruded Aluminum. Optimised surface for reduced accumulation of dirt. Double powder-coated. Durable silicone rubber gasket. Base plate for mounting on ground socket, concrete anchor or mounting plate.

Smooth round decorative ambient lighting post top with clear PMMA diffuser.

Pole and Mounting accessories to be ordered separately.

Control gear: 1 cable entries. 3-pole terminal block.

LED module: high-power LEDs on metal-core PCB.

Protection mode IP66: dust-proof and water jet-proof.

Maximum wind load resistance is 160km/h.



Technical data


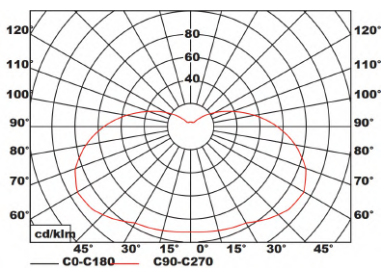
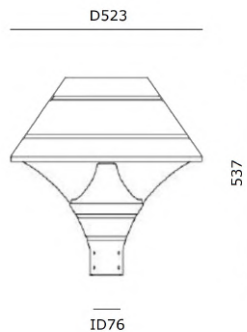
Light source	LED SMD			
System Wattage	20W	30W	40W	55W
Luminous flux	2400lm	3600lm	4800lm	6600lm
Number of led lamp	-			
Luminous efficiency	120lm/w or option			
Colour Temperature	3000K, 4000K, 5000K			
Colour Rendering Index	CRI>80			
Colour Deviation	SDCM<5			
Beam Angle	Diffused			
Rotation Angle	-			
Anti-glare Rating	-			
Service Lifetime	100.000 Hrs L70 B30 Ta35			
Ingress Protection	IP66			
Operation Voltage	100-264VAC, 50Hz			
Operation Temperature	-40°C ~ 60°C			
Frame	Aluminum			
Finishing	Matt Black or Option			
Lighting control (option)	Dali, 0-10V, Triac, Wireless			

Accessories

-

Notes

-



RZ25UGC

Urban Garden With Die-cast Aluminum housing, Glass Transparent Diffuser Cover Led 25W 2500lm CRI80 100.000h 220VAC D523*H537mm IP66 IK08

RZ35UGC

Urban Garden With Die-cast Aluminum housing, Glass Transparent Diffuser Cover Led 35W 3500lm CRI80 100.000h 220VAC D523*H537mm IP66 IK08

RZ60UGC

Urban Garden With Die-cast Aluminum housing, Glass Transparent Diffuser Cover Led 60W 6000lm CRI80 100.000h 220VAC D523*H537mm IP66 IK08

Description

Urban Pole Light, designed to use monochrome LED lamps. It consists of a body, an optical assembly and a fixing base.

Housing, pole and base plate: Corrosion-resistant Extruded Aluminum. Optimised surface for reduced accumulation of dirt. Double powder-coated. Durable silicone rubber gasket. Base plate for mounting on ground socket, concrete anchor or mounting plate.

Smooth round decorative ambient lighting post top with clear PMMA diffuser.

Pole and Mounting accessories to be ordered separately.

Control gear: 1 cable entries. 3-pole terminal block.

LED module: high-power LEDs on metal-core PCB.

Protection mode IP66: dust-proof and water jet-proof.

Maximum wind load resistance is 160km/h.



Technical data

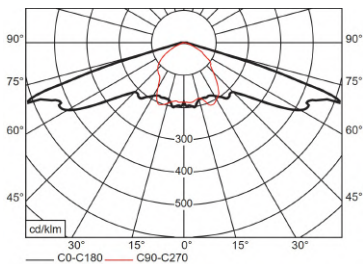
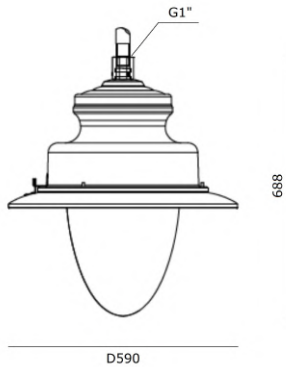
Light source	LED SMD		
System Wattage	25W	35W	60W
Luminous flux	2500lm	3500lm	6000lm
Number of led lamp	-		
Luminous efficiency	100lm/w or option		
Colour Temperature	3000K, 4000K, 5000K		
Colour Rendering Index	CRI>80		
Colour Deviation	SDCM<5		
Beam Angle	Diffused		
Rotation Angle	-		
Anti-glare Rating	-		
Service Lifetime	100.000 Hrs L70 B30 Ta35		
Ingress Protection	IP66		
Operation Voltage	100-264VAC, 50Hz		
Operation Temperature	-40°C ~ 60°C		
Frame	Aluminum		
Finishing	Matt Black or Option		
Lighting control (option)	Dali, 0-10V, Triac, Wireless		

Accessories

-

Notes

-



RZ35UGD

Urban Garden With Die-cast Aluminum housing, Glass Transparent Diffuser Cover Led 35W 4200lm CRI80 100.000h 220VAC D590*688mm IP66 IK08

RZ45UGD

Urban Garden With Die-cast Aluminum housing, Glass Transparent Diffuser Cover Led 45W 5400lm CRI80 100.000h 220VAC D590*688mm IP66 IK08

RZ60UGD

Urban Garden With Die-cast Aluminum housing, Glass Transparent Diffuser Cover Led 60W 7200lm CRI80 100.000h 220VAC D590*688mm IP66 IK08

RZ75UGD

Urban Garden With Die-cast Aluminum housing, Glass Transparent Diffuser Cover Led 75W 9000lm CRI80 100.000h 220VAC D590*688mm IP66 IK08

Description

Urban Pole Light, designed to use monochrome LED lamps. It consists of a body, an optical assembly and a fixing base.

Housing, pole and base plate: Corrosion-resistant Extruded Aluminum. Optimised surface for reduced accumulation of dirt. Double powder-coated. Durable silicone rubber gasket. Base plate for mounting on ground socket, concrete anchor or mounting plate.

Smooth round decorative ambient lighting post top with clear PMMA diffuser.

Pole and Mounting accessories to be ordered separately.

Control gear: 1 cable entries. 3-pole terminal block.

LED module: high-power LEDs on metal-core PCB.

Protection mode IP66: dust-proof and water jet-proof.

Maximum wind load resistance is 160km/h.



Technical data

Light source	LED SMD			
System Wattage	35W	45W	60W	75W
Luminous flux	4200lm	5400lm	7200lm	9000lm
Number of led lamp	-			
Luminous efficiency	120lm/w or option			
Colour Temperature	3000K, 4000K, 5000K			
Colour Rendering Index	CRI>80			
Colour Deviation	SDCM<5			
Beam Angle	Diffused			
Rotation Angle	-			
Anti-glare Rating	-			
Service Lifetime	100.000 Hrs L70 B30 Ta35			
Ingress Protection	IP66			
Operation Voltage	100-264VAC, 50Hz			
Operation Temperature	-40°C ~ 60°C			
Frame	Aluminum			
Finishing	Matt Black or Option			
Lighting control (option)	Dali, 0-10V, Triac, Wireless			

Accessories

-

Notes

-

RZ30UGG

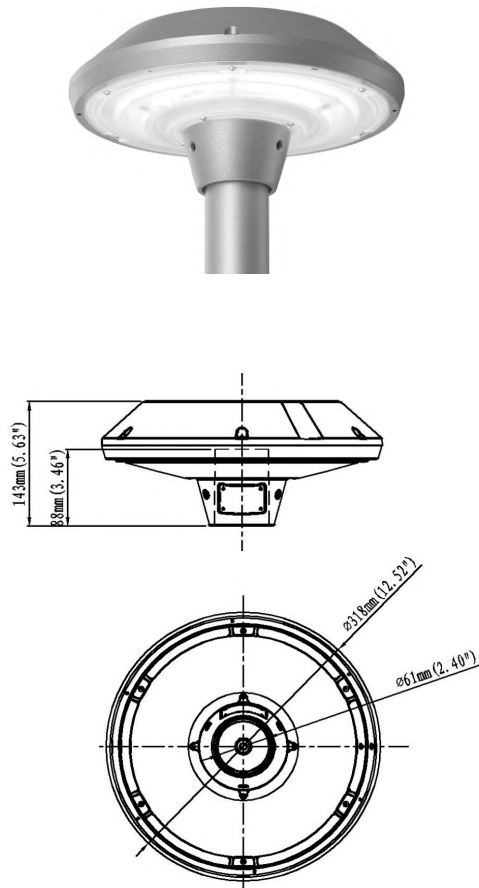
Urban Garden Light With Die-Casting Aluminum Led 30W 3600lm CRI70 220VAC 75.000h IP66 IK08

RZ40UGG

Urban Garden Light With Die-Casting Aluminum Led 40W 4800lm CRI70 220VAC 75.000h IP66 IK08

RZ60UGG

Urban Garden Light With Die-Casting Aluminum Led 60W 7200lm CRI70 220VAC 75.000h IP66 IK08



More option:



Description

Urban Pole Light, designed to use monochrome LED lamps. It consists of a body, an optical assembly and a fixing base.

Housing, pole and base plate: Corrosion-resistant Extruded Aluminum. Optimised surface for reduced accumulation of dirt. Double powder-coated. Durable silicone rubber gasket.

Contemporary, architectural design, elegant appearance.

Luminaire head with diffused light guidance ring.

Pole and Mounting accessories to be ordered separately.

Control gear: 1 cable entries. 3-pole terminal block.

LED module: high-power LEDs on metal-core PCB. Surge protection 6kV.

Protection mode IP66: dust-proof and water jet-proof.

Maximum wind load resistance is 160km/h.



Technical data

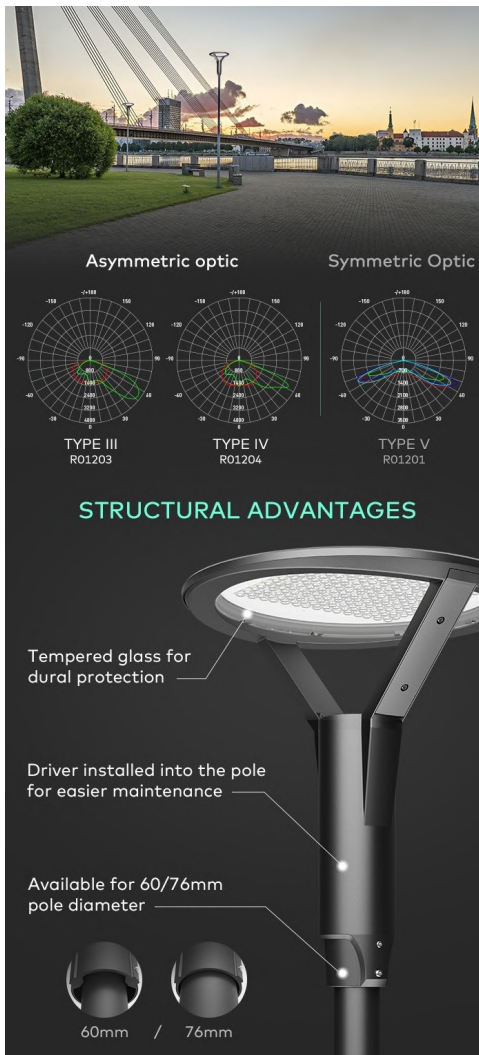
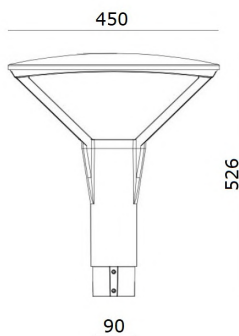
Light source	LED SMD		
System Wattage	30W	40W	60W
Luminous flux	3600lm	4800lm	7200lm
Number of led lamp	-		
Luminous efficiency	120lm/w or option		
Colour Temperature	3000K, 4000K, 5000K, 6000K		
Colour Rendering Index	CRI>70, [CRI>80]		
Colour Deviation	SDCM<5		
Beam Angle	SMB, SWB		
Rotation Angle	-		
Anti-glare Rating	-		
Service Lifetime	75.000 Hrs L70 B30 Ta25		
Ingress Protection	IP66 IK08		
Operation Voltage	100-240VAC, 50Hz		
Power Factor	PF>0.9		
Operation Temperature	-30°C ~ 50°C		
Frame	Aluminum		
Finishing	Grey, Black or Option		
Lighting control (option)	Dali, 0-10V, Triac, Wireless		

Accessories

-

Notes

-



RZ40UGF

Urban Garden Light With Die-Casting Aluminum Led 40W 4800lm CRI70 220VAC 6KV SPD 75.000h IP66 IK08

RZ60UGF

Urban Garden Light With Die-Casting Aluminum Led 60W 7200lm CRI70 220VAC 6KV SPD 75.000h IP66 IK08

RZ75UGF

Urban Garden Light With Die-Casting Aluminum Led 75W 9000lm CRI70 220VAC 6KV SPD 75.000h IP66 IK08

RZ100UGF

Urban Garden Light With Die-Casting Aluminum Led 100W 12000lm CRI70 220VAC 6KV SPD 75.000h IP66 IK08

Description

Urban Pole Light, designed to use monochrome LED lamps. It consists of a body, an optical assembly and a fixing base.

Housing, pole and base plate: Corrosion-resistant Extruded Aluminum. Optimised surface for reduced accumulation of dirt. Double powder-coated. Durable silicone rubber gasket.

Contemporary, architectural design, elegant appearance.

Luminaire head with diffused light guidance ring.

Pole and Mounting accessories to be ordered separately.

Control gear: 1 cable entries. 3-pole terminal block.

LED module: high-power LEDs on metal-core PCB. Surge protection 6kV.

Protection mode IP66: dust-proof and water jet-proof.

Maximum wind load resistance is 160km/h.



Technical data

Light source	LED SMD			
System Wattage	40W	60W	75W	100W
Luminous flux	4800lm	7200lm	9000lm	12000lm
Number of led lamp	-			
Luminous efficiency	120lm/w or option			
Colour Temperature	3000K, 4000K, 5000K			
Colour Rendering Index	CRI>70, [CRI>80]			
Colour Deviation	SDCM<5			
Beam Angle	SNB, SMB, SWB, ANB, AMB, AWB			
Rotation Angle	-			
Anti-glare Rating	-			
Service Lifetime	75.000 Hrs L70 B30 Ta35			
Ingress Protection	IP66 IK08			
Operation Voltage	100-264VAC, 50Hz			
Power Factor	PF>0.9			
Operation Temperature	-30°C ~ 50°C			
Frame	Aluminum			
Finishing	Matt Black or Option			
Lighting control (option)	Dali, 0-10V, Triac, Wireless			

Accessories

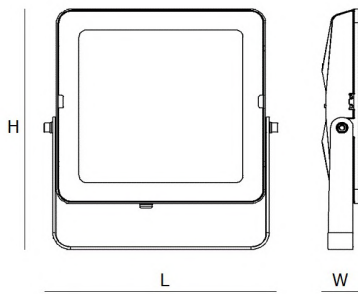
-

Notes

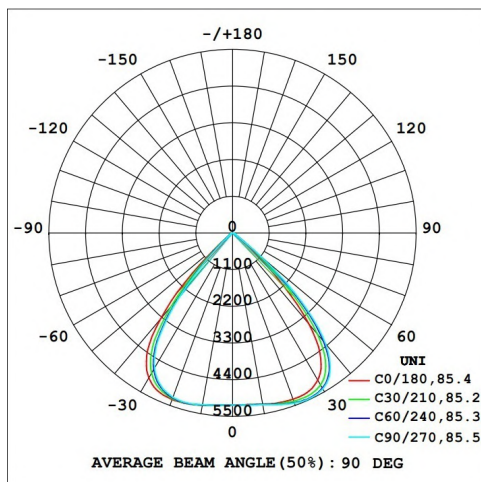
-

Street





Model	Dimensions H*L*W (mm)
RZ50FLB	250*231*44mm
RZ100FLB	347*314*50mm
RZ150FLB	398*366*53mm
RZ200FLB	446*413*55mm
RZ300FLB	513*477*60mm



RZ50FLB

Flood Light With Die-casting Aluminum Led 50W 6250lm CRI70 220VAC 75.000h IP66 IK07

RZ100FLB

Flood Light With Die-casting Aluminum Led 100W 12500lm CRI70 220VAC 75.000h IP66 IK07

RZ150FLB

Flood Light With Die-casting Aluminum Led 150W 18750lm CRI70 220VAC 75.000h IP66 IK07

RZ200FLB

Flood Light With Die-casting Aluminum Led 200W 25000lm CRI70 220VAC 75.000h IP66 IK07

RZ250FLB

Flood Light With Die-casting Aluminum Led 300W 37500lm CRI70 220VAC 75.000h IP66 IK07

Description

Housing: Fashionable die-cast Aluminum with high thermal conductivity aluminum plate, lead away heat quickly. Use high quality LEDs and power supply to ensure the product reliability and life expectancy.

Professional reflection cup and optical design make the luminous efficiency 10% higher than other LED flood lights under same conditions.

The ends where cable comes out, there are with waterproof PG connections, it secures the cable and keep water and dust from entering.

4KV lightning protector, easy installation and safety protection.

Dimming driver can be optionally sold separately: Dali, 0-10V, Triac, Wireless, Microwave motion sensor.

Protection mode IP66: dust-proof and water jet-proof.



Technical data

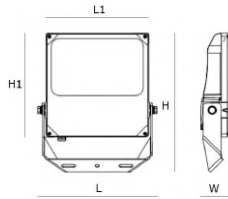
Light source	LED SMD
System Wattage	50W 100W 150W 200W 300W
Luminous flux	6250lm 12500lm 18750lm 25000lm 37500lm
Luminous efficiency	125lm/w or option
Colour Temperature	3000K, 4000K, 5000K
Colour Rendering Index	CRI>70, [CRI>80]
Colour Deviation	SDCM<5
Beam Angle	90°
Cut-Off Angle	-
Tilt Angle	-
Anti-glare Rating	-
Service Lifetime	75.000 Hrs L70 B20 Ta35
Ingress Protection	IP66 IK07
Operation Voltage	220-240VAC, 50Hz
Power Factor	PF>0.95
Operation Temperature	-30°C ~ 50°C
Frame	Aluminum
Finishing	Matt Black or option
Lighting control (option)	Dali, 0-10V, Triac, Wireless, Sensor

Accessories

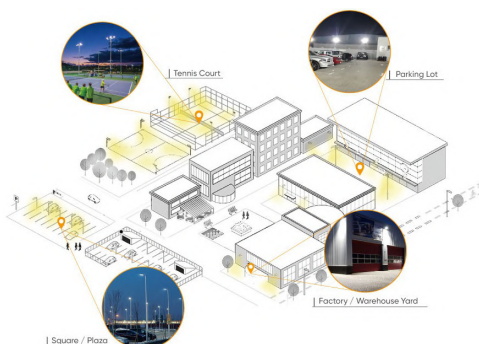
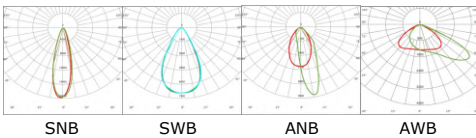
-

Notes

-



Model	Dimensions
RZ50FLD	H267*L228*W55mm
RZ100FLD	H314*L269*W61mm
RZ150FLD	H360*L302*W67mm
RZ200FLD	H398*L343*W70mm



RZ50FLD

Flood Light With Die-casting Aluminum and Tempered Glass Led 50W 7500lm CRI80 220VAC 50.000h IP66 IK08

RZ100FLD

Flood Light With Die-casting Aluminum and Tempered Glass Led 100W 15000lm CRI80 220VAC 50.000h IP66 IK08

RZ150FLD

Flood Light With Die-casting Aluminum and Tempered Glass Led 150W 22500lm CRI80 220VAC 50.000h IP66 IK08

RZ200FLD

Flood Light With Die-casting Aluminum and Tempered Glass Led 200W 30000lm CRI80 220VAC 50.000h IP66 IK08

Description

Housing: Fashionable die-cast Aluminum with high thermal conductivity aluminum plate, lead away heat quickly. Use high quality LEDs and power supply to ensure the product reliability and life expectancy.

The vent avoids internal fogging and frosting.

Bent bracket for easy and quick installation.

The ends where cable comes out, there are with waterproof PG connections, it secures the cable and keep water and dust from entering.

Polycarbonate optical lens With Symmetric and asymmetric beam angles for optional.

Dimming driver can be optionally sold separately: Dali, 0-10V, Triac, Wireless, Microwave motion sensor.

Protection mode IP66: dust-proof and water jet-proof.



Technical data

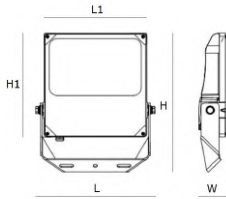
Light source	LED SMD			
System Wattage	50W	100W	150W	200W
Luminous flux	7500lm	15000lm	22500lm	30000lm
Luminous efficiency	150lm/w or option			
Colour Temperature	3000K, 4000K, 5000K, 6000K, 6500K			
Colour Rendering Index	CRI>80			
Colour Deviation	SDCM<5			
Beam Angle	SNB, SWB, ANB, AWB			
Cut-Off Angle	-			
Tilt Angle	-			
Anti-glare Rating	-			
Service Lifetime	75.000 Hrs L70 B20 Ta25			
Ingress Protection	IP66 IK08			
Operation Voltage	120-240VAC, 50/60Hz			
Power Factor	PF>0.95			
Surge Protection	6kV line-line, 10kV line-earth			
Operation Temperature	-30°C ~ 50°C			
Frame	Aluminum			
Finishing	Matt Black			
Lighting control (option)	Dali, 0-10V, Triac, Wireless, Sensor			

Accessories

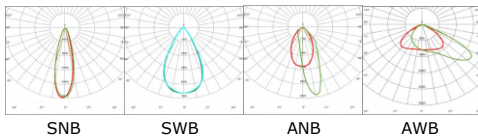
-

Notes

-



Model	Dimensions
RZ250FLD	H470*L406*W80mm
RZ300FLD	H470*L406*W80mm
RZ400FLD	H624*L407*W89mm
RZ500FLD	H624*L407*W89mm



Asymmetric and symmetric optics

Asymmetrical lighting distribution improves lighting utilization and avoids light pollution. Its forward throw light reduces glare and significantly increases uniformity. The asymmetric distribution is perfect for high mast installations.



Humanized design



Good heat dissipation

Die-cast aluminum housing with external fins, ensures greater heat dissipation.

The daylight sensor is optional

Bent bracket for easy and quick installation.

RZ250FLD

Flood Light With Die-casting Aluminum and Tempered Glass Led 250W 37500lm CRI80 220VAC 50.000h IP66 IK08

RZ300FLD

Flood Light With Die-casting Aluminum and Tempered Glass Led 300W 45000lm CRI80 220VAC 50.000h IP66 IK08

RZ400FLD

Flood Light With Die-casting Aluminum and Tempered Glass Led 400W 60000lm CRI80 220VAC 50.000h IP66 IK08

RZ500FLD

Flood Light With Die-casting Aluminum and Tempered Glass Led 500W 75000lm CRI80 220VAC 50.000h IP66 IK08

Description

Housing: Fashionable die-cast Aluminum with high thermal conductivity aluminum plate, lead away heat quickly. Use high quality LEDs and power supply to ensure the product reliability and life expectancy.

The vent avoids internal fogging and frosting.

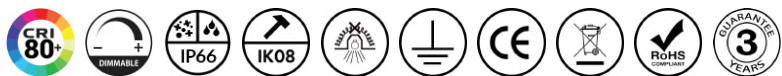
Bent bracket for easy and quick installation.

The ends where cable comes out, there are with waterproof PG connections, it secures the cable and keep water and dust from entering.

Polycarbonate optical lens With Symmetric and asymmetric beam angles for optional.

Dimming driver can be optionally sold separately: Dali, 0-10V, Triac, Wireless, Microwave motion sensor.

Protection mode IP66: dust-proof and water jet-proof.



Technical data

Light source	LED SMD			
System Wattage	250W	300W	400W	500W
Luminous flux	37500lm	45000lm	60000lm	75000lm
Luminous efficiency	150lm/w or option			
Colour Temperature	3000K, 4000K, 5000K, 6000K, 6500K			
Colour Rendering Index	CRI>80			
Colour Deviation	SDCM<5			
Beam Angle	SNB, SWB, ANB, AWB			
Cut-Off Angle	-			
Tilt Angle	-			
Anti-glare Rating	-			
Service Lifetime	75.000 Hrs L70 B20 Ta25			
Ingress Protection	IP66 IK08			
Operation Voltage	120-240VAC, 50/60Hz			
Power Factor	PF>0.95			
Surge Protection	10kV line-earth, 10kV line-line, 20kV line-earth			
Operation Temperature	-30°C ~ 50°C			
Frame	Aluminum			
Finishing	Matt Black			
Lighting control (option)	Dali, 0-10V, Triac, Wireless, Sensor			

Accessories

-

Notes

-



RZ800FLF

Flood Light With Die-casting Aluminum and Tempered Glass Led 800W 112000lm CRI80 220VAC 100.000h IP66 IK08

RZ900FLF

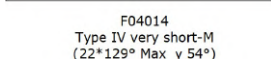
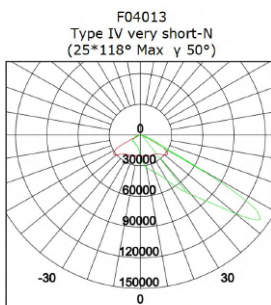
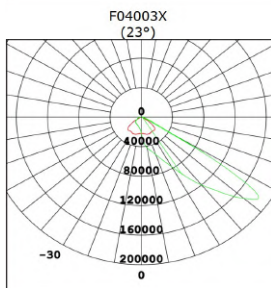
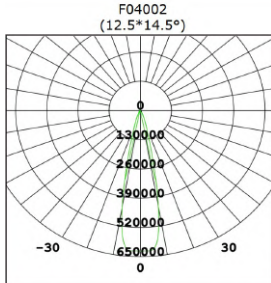
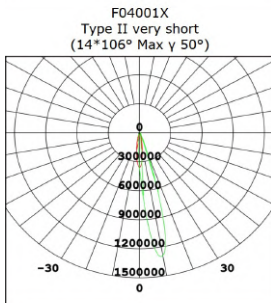
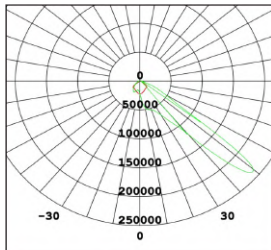
Flood Light With Die-casting Aluminum and Tempered Glass Led 900W 126000lm CRI80 220VAC 100.000h IP66 IK08

RZ1200FLF

Flood Light With Die-casting Aluminum and Tempered Glass Led 1200W 168000lm CRI80 220VAC 100.000h IP66 IK08

RZ1500FLF

Flood Light With Die-casting Aluminum and Tempered Glass Led 1500W 210000lm CRI80 220VAC 100.000h IP66 IK08



Description

Housing: Fashionable die-cast Aluminum with high thermal conductivity aluminum plate, lead away heat quickly. Use high quality LEDs and power supply to ensure the product reliability and life expectancy.

To ensure effective thermal management system and long lasting performance, SP04 utilize the die-cast aluminium EN 44300 with very low copper and anti-corrosion treatment for maximum resistance in harsh environments.

Designed with fins and proper gap to creating a greater flow of air and minimizing both the surface exposed to the wind and the weight to make sure safety in the air.

No backlight, no up-light and no spill light.

Professional and unique optics options could effectively control glare and ensure the good uniformity.

Adjustable bracket design obtains the best uniformity.

Excellent anti-corrosion performance.



Technical data

Light source	LED SMD			
System Wattage	800W	900W	1200W	1500W
Luminous flux	112000lm	126000lm	168000lm	210000lm
Luminous efficiency	140lm/w or option			
Colour Temperature	3000K, 4000K, 5000K, 5700K, 6000K, 6500K			
Colour Rendering Index	CRI>70, [CRI>80, CRI>90]			
Colour Deviation	SDCM<5			
Beam Angle	F04001X, F04002, F04003X, F04013, F04014			
Cut-Off Angle	-			
Tilt Angle	-			
Anti-glare Rating	-			
Service Lifetime	100.000 Hrs L70 B30 Ta25			
Ingress Protection	IP66 IK08			
Operation Voltage	200-420VAC, 50/60Hz			
Power Factor	PF>0.97			
Surge Protection	10kV line-line, 20kV line-earth			
Operation Temperature	-30°C ~ 50°C			
Frame	Aluminum			
Finishing	Matt Black			
Lighting control (option)	Dali, 0-10V, Triac, Wireless, Sensor			

Accessories

-

Notes

-



Modular design
Easy to Stock & Refresh & Maintenance



Stadium



Racecourse



Square



Airport



Parking lot



Intersection



Recreational
sports




Container
terminal

Modular design

3 compact modular design in different size achieves the best performance and costs from 400W to 1800W.


The modular design makes it possible to back up in the warehouse, offering faster delivery time to meet projects needs.



High Reliability

To ensure effective thermal management system and long lasting performance, SP04 utilize the die-cast aluminium EN 44300 with very low copper and anti-corrosion treatment for maximum resistance in harsh environments.

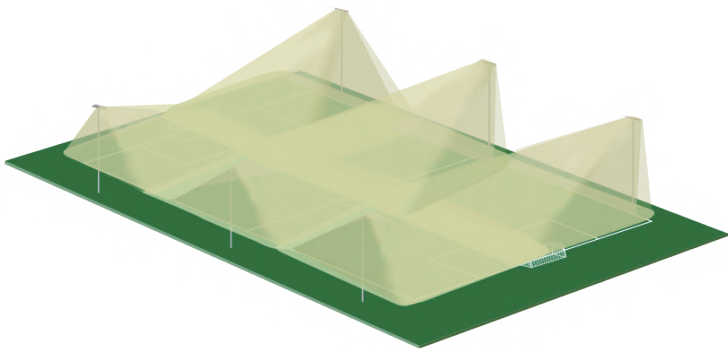
Designed with fins and proper gap to creating a greater flow of air and minimizing both the surface exposed to the wind and the weight to make sure safety in the air.




Optical System

With symmetrical and asymmetrical optics, professional lighting solution to meet most of sports field or other high mast scenarios.

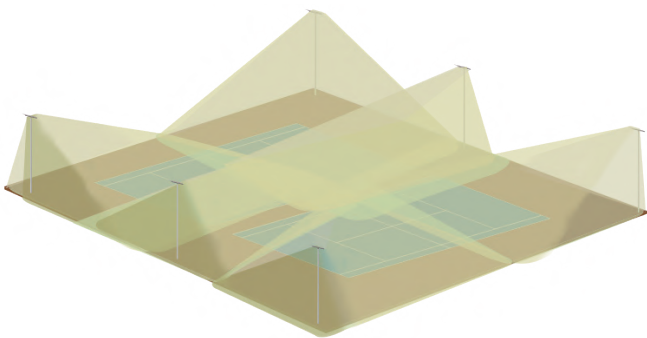
Poles	6 x 18 m		
Floodlight	8pcs RZ800FLF-F04014 4pcs RZ800FLF-F04013		
Eave (PA)	207 Lux		
Emin/Eave	0.76	GR Max	45
Emin/Emax	0.65	ULR	0.0%
RA	70	MF	0.8



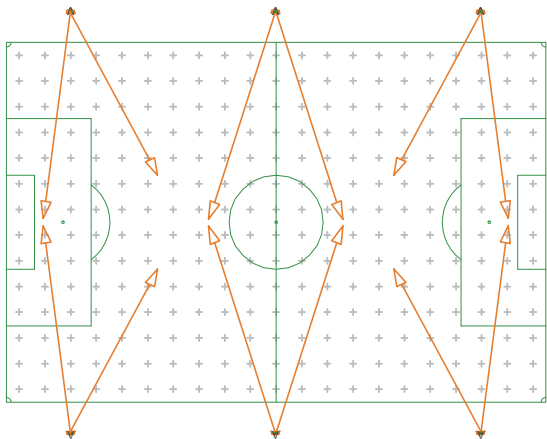
Football Field




Basketball Court



Tennis Court





Precise forward throw asymmetrical optic to reduce back light intrusion, combined with visor to minimize the up lighting pollution



Environmental lighting zones
E1, E2, E3, E4

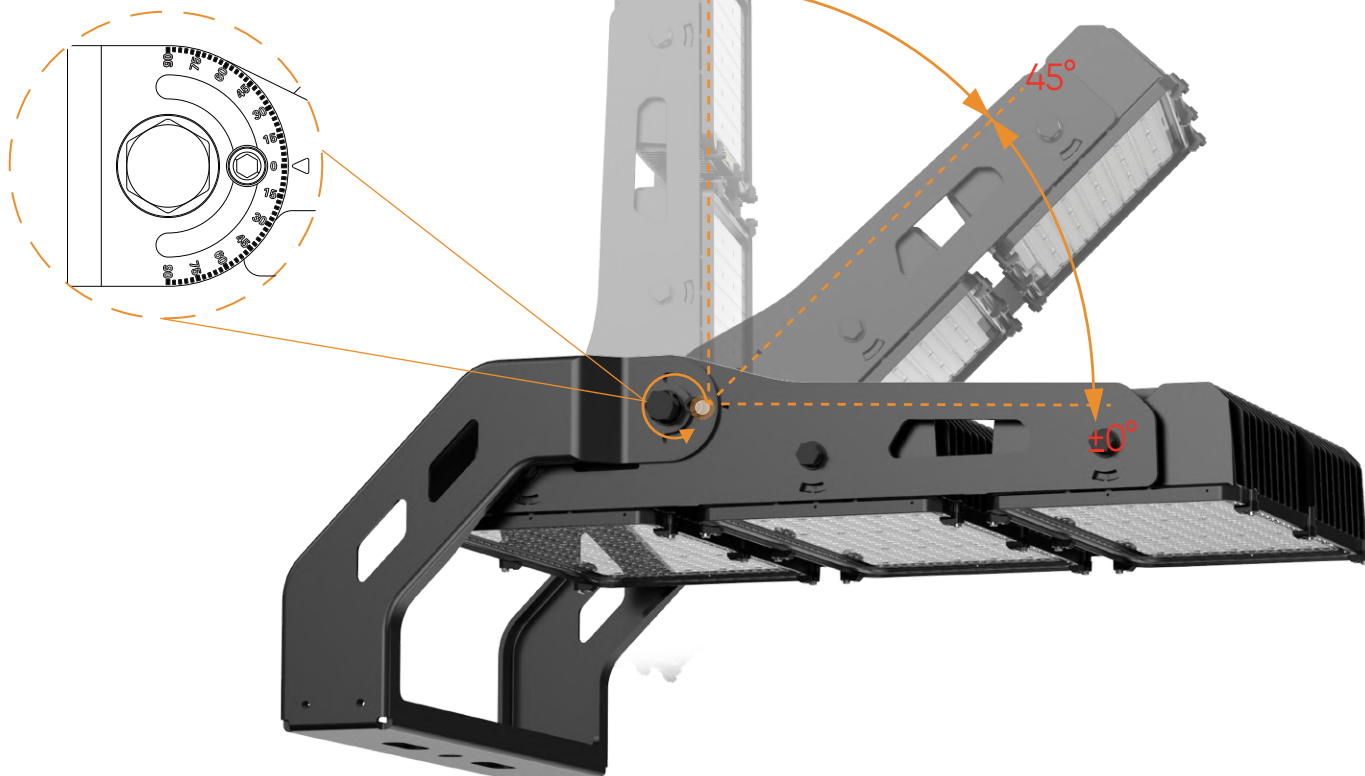
Zone	Lighting Environment	Examples
E1	Dark	Relatively uninhabited rural areas
E2	Low district brightness	Sparsely inhabited rural areas
E3	Medium district brightness	Well inhabited rural and urban settlements
E4	High district brightness	Town and city centres and other commercial areas



Aiming device

Easy installation


Modular adjustable



Benefit of Remote Gearbox



Clamp bracket mount



Wall mount

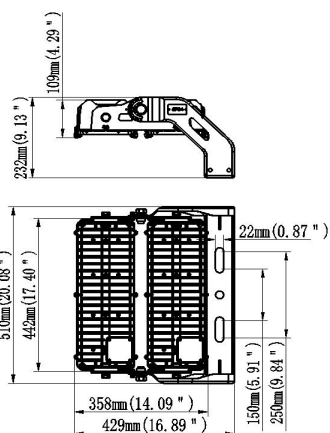


Hook mount in the pole

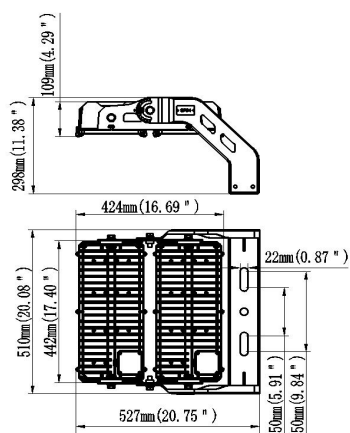


Fixed into cabinet

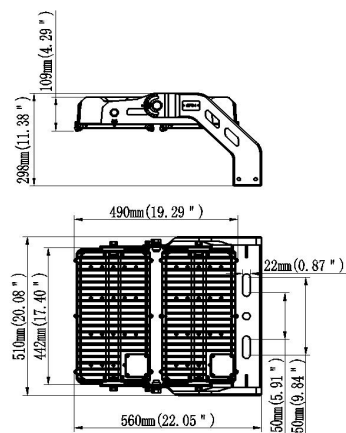
800W



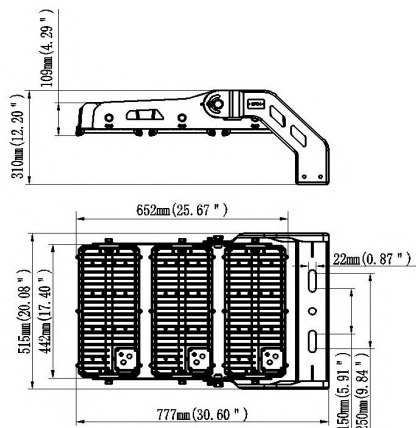
960W



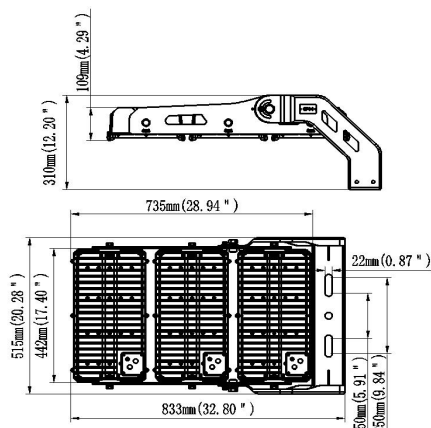
1200W



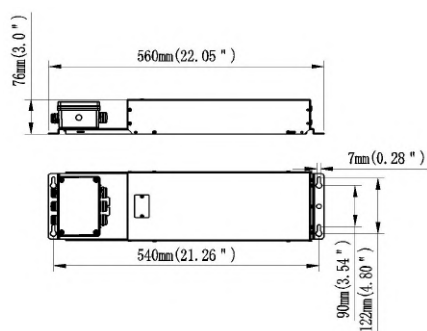
1500W



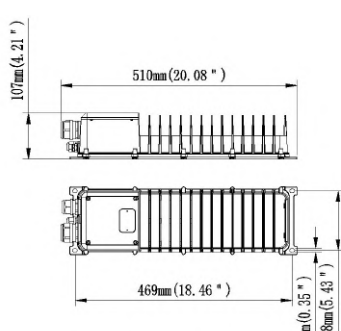
1800W



800/960/1200W driver




1500/1800W driver





RZ30SLA

Street Light With Die-Cast Aluminum and Tempered Glass Led 30W 3900lm CRI80 220VAC 10KV SPD 75.000h IP66 IK09



RZ50SLA

Street Light With Die-Cast Aluminum and Tempered Glass Led 50W 6500lm CRI80 220VAC 10KV SPD 75.000h IP66 IK09



RZ70SLA

Street Light With Die-Cast Aluminum and Tempered Glass Led 70W 9100lm CRI80 220VAC 10KV SPD 75.000h IP66 IK09

RZ90SLA

Street Light With Die-Cast Aluminum and Tempered Glass Led 90W 11700lm CRI80 220VAC 10KV SPD 75.000h IP66 IK09

RZ100SLA

Street Light With Die-Cast Aluminum and Tempered Glass Led 100W 13000lm CRI80 220VAC 10KV SPD 75.000h IP66 IK09

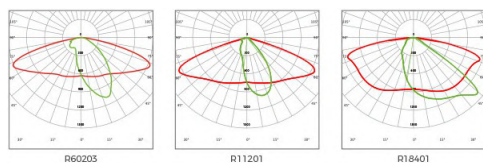
RZ120SLA

Street Light With Die-Cast Aluminum and Tempered Glass Led 120W 15600lm CRI80 220VAC 10KV SPD 75.000h IP66 IK09

RZ150SLA

Street Light With Die-Cast Aluminum and Tempered Glass Led 150W 19500lm CRI80 220VAC 10KV SPD 75.000h IP66 IK09

Power	Dimension
30W/50W	470x166x81mm
70W/90W	507x203x88mm
100W/120W/150W	570x256x88mm



Description

Housing: Fashionable die-cast Aluminum with high thermal conductivity aluminum plate, lead away heat quickly. Use high quality LEDs and power supply to ensure the product reliability and life expectancy.

Professional light distributions with various beam angles available.

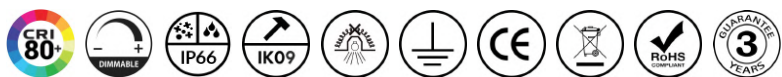
Separating lamp body from LED driver, keep low temperature of LED Driver for longer lifetime.

The ends where cable comes out, there are with waterproof PG connections, it secures the cable and keep water and dust from entering.

Dimming driver can be optionally sold separately: Dali, 0-10V, Timer-Dimming, Wireless, Microwave motion sensor, Photocell.

10KV lightning protector, respirator, installation gradienter and open protection switch for easy installation and safety protection.

IP66 waterproof, dust-proof and anti-corrosion, to meet all kinds of harsh outdoor environments.



Technical data

Light source	LED SMD
System Wattage	30W 50W 70W 90W 100W 120W 150W
Luminous flux	3900lm - 19500lm
Luminous efficiency	130lm/w or option
Colour Temperature	3000K, 4000K, 5000K
Colour Rendering Index	CRI>80
Colour Deviation	SDCM<5
Beam Angle	R06302, R11201, R18401
Service Lifetime	75.000 Hrs L80 B30 Ta25
Ingress Protection	IP66 IK09
Operation Voltage	220-240VAC, 50Hz
Power Factor	>0.9
Operation Temperature	-30°C ~ 50°C
Frame	Aluminum
Finishing	Silver or Option
Lighting control (option)	Dali, 0-10V, Step, Wireless, Sensor, Photocell

Accessories

-





RZ30SLB

Street Light With Die-Cast Aluminum and Tempered Glass Led 30W 4650lm CRI70 220VAC 6KV SPD 75.000h IP66 IK09

RZ40SLB

Street Light With Die-Cast Aluminum and Tempered Glass Led 40W 6200lm CRI70 220VAC 6KV SPD 75.000h IP66 IK09

RZ55SLB

Street Light With Die-Cast Aluminum and Tempered Glass Led 55W 8525lm CRI70 220VAC 6KV SPD 75.000h IP66 IK09

RZ75SLB

Street Light With Die-Cast Aluminum and Tempered Glass Led 75W 11625lm CRI70 220VAC 10KV SPD 75.000h IP66 IK09

RZ100SLB

Street Light With Die-Cast Aluminum and Tempered Glass Led 100W 15500lm CRI70 220VAC 10KV SPD 75.000h IP66 IK09

RZ120SLB

Street Light With Die-Cast Aluminum and Tempered Glass Led 120W 18600lm CRI70 220VAC 10KV SPD 75.000h IP66 IK09

RZ150SLB

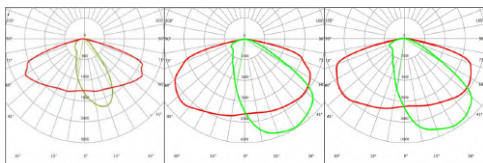
Street Light With Die-Cast Aluminum and Tempered Glass Led 150W 23250lm CRI70 220VAC 10KV SPD 75.000h IP66 IK09

RZ180SLB

Street Light With Die-Cast Aluminum and Tempered Glass Led 180W 27900lm CRI70 220VAC 10KV SPD 75.000h IP66 IK09



Power	Dimension
30W/40W/55W	409/523x146x82mm
75W/100W/120W	515/629x174x82mm
150W/180W	610/724x194x82mm



Description

Housing: Fashionable die-cast Aluminum with high thermal conductivity aluminum plate, lead away heat quickly. Use high quality LEDs and power supply to ensure the product reliability and life expectancy.

Professional light distributions with various beam angles available.

Separating lamp body from LED driver, keep low temperature of LED Driver for longer lifetime.

The ends where cable comes out, there are with waterproof PG connections, it secures the cable and keep water and dust from entering.

Dimming driver can be optionally sold separately: Dali, 0-10V, Timer-Dimming, Wireless, Microwave motion sensor, Photocell.

10KV lightning protector, respirator, installation gradienter and open protection switch for easy installation and safety protection.

IP66 waterproof, dust-proof and anti-corrosion, to meet all kinds of harsh outdoor environments.



Technical data

Light source	LED SMD
System Wattage	30W 40W 55W 75W 100W 120W 150W 180W
Luminous flux	4650lm ~ 27900lm
Luminous efficiency	155lm/w or option
Colour Temperature	3000K, 4000K, 5000K
Colour Rendering Index	CRI>70, [CRI>80]
Colour Deviation	SDCM<5
Beam Angle	ANB, AMB, AWB
Service Lifetime	75.000 Hrs L70 B20 Ta35
Ingress Protection	IP66 IK09
Operation Voltage	220-240VAC, 50Hz
Power Factor	>0.95
Operation Temperature	-30°C ~ 50°C
Frame	Aluminum
Finishing	Black, Silver or Option
Lighting control (option)	Dali, 0-10V, Step, Wireless, Sensor, Photocell





Décor



RZ03RDA

Reading Light With Wall Recessed Led 3W 150lm CRI90 3000K 30° H120*W40*L350 50.000h IP20



Description

Designed can be wall/headboard recessed for the Reading Lamp. With the modularized system, it's easy to use and easy to maintain.

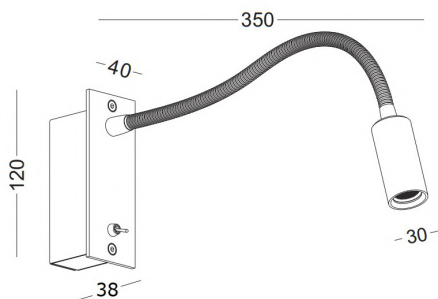
Cylinder: aluminium profile, powder-coated.

Housing: Aluminium, with connection cable. Includes control gear with Led driver. 3-pole terminal block.

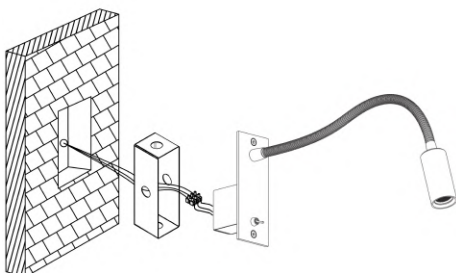
LED module: High-power LEDs on metal-core PCB. Collimating lens made of optical Polymethyl. Tender and soft light to perfectly present the object without black spot and dark area.

Finish options: Matt White, Matt Black, Chrome, Satin Nickel, Brushed brass, Black bronze, Customized.

Protection Class I.



W32*H106*Dep35



Technical data

Light source	LED COB
System Wattage	3W
Luminous flux	150lm
Luminous efficiency	50lm/w or option
Colour Temperature	2700K, 3000K, 4000K
Colour Rendering Index	CRI>90
Colour Deviation	SDCM<3
Beam Angle	30°
Rotation	90°
Tilt Angle	360°
Anti-glare Rating	UGR<19
Service Lifetime	50.000 Hrs L70 B20 Ta25
Ingress Protection	IP20
Operation Voltage	220-240VAC, 50Hz
Operation Temperature	-20°C ~ 45°C
Frame	Aluminum
Finishing	Matt White, Matt Black, Customized
Installation	Wall/Headboard Recessed
Switch	Metal push switch on plate
Lighting control (option)	Dali, 0-10V, Triac, Wireless

Accessories

Recessed box

Notes

-

RZ03RDB

Reading Light With Wall Surface Mounted Led 3W 150lm CRI90 3000K 30°
D100*H30*L250 50.000h IP20



Description

Designed can be wall/headboard surface mounted for the Reading Lamp. With the modularized system, it's easy to use and easy to maintain.

Cylinder: Aluminium profile, powder-coated.

Housing: Aluminium, with connection cable. Includes control gear with Led driver. 3-pole terminal block.

LED module: High-power LEDs on metal-core PCB. Collimating lens made of optical Polymethyl. Tender and soft light to perfectly present the object without black spot and dark area.

Finish options: Matt White, Matt Black, Chrome, Satin Nickel, Brushed brass, Black bronze, Customized.

Protection Class I.



Technical data

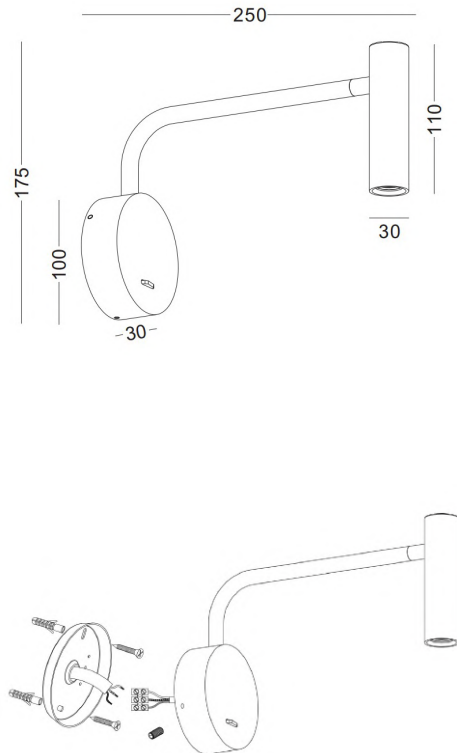
Light source	LED COB
System Wattage	3W
Luminous flux	150lm
Luminous efficiency	50lm/w or option
Colour Temperature	2700K, 3000K, 4000K
Colour Rendering Index	CRI>90
Colour Deviation	SDCM<3
Beam Angle	15°, 30°
Rotation	90°
Tilt Angle	180°
Anti-glare Rating	UGR<19
Service Lifetime	50.000 Hrs L70 B20 Ta25
Ingress Protection	IP20
Operation Voltage	220-240VAC, 50Hz
Operation Temperature	-20°C ~ 45°C
Frame	Aluminum
Finishing	Matt White, Matt Black, Customized
Installation	Surface mounted
Switch	BJB Switch on plate
Lighting control (option)	Dali, 0-10V, Triac, Wireless

Accessories

-

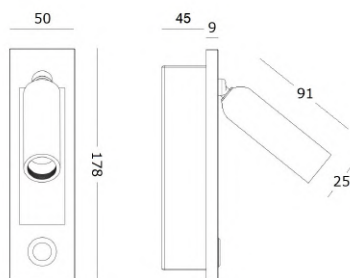
Notes

-

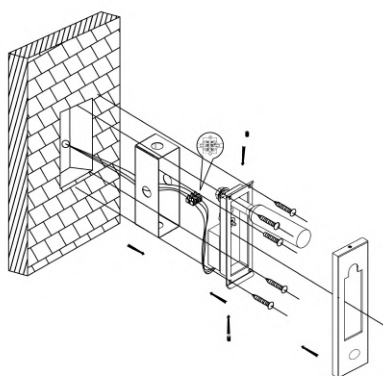


RZ03RDC

Reading Light With Wall Recessed Led 3W 150lm CRI90 L178*W50 50.000h IP20



L160*W40*Dep45mm



More option: **USB port 5V 2.1A**



Description

Designed can be wall/headboard recessed for the Reading Lamp. With the modularized system, it's easy to use and easy to maintain.

Cylinder: Aluminium profile, powder-coated.

Housing: Aluminium, with connection cable. Includes control gear with Led driver. 3-pole terminal block.

LED module: High-power LEDs on metal-core PCB. Collimating lens made of optical Polymethyl. Tender and soft light to perfectly present the object without black spot and dark area.

Finish options: Matt White, Matt Black, Chrome, Satin Nickel, Brushed brass, Black bronze, Customized.

USB port: 5V 2.1A can be optionally sold separately.

Protection Class I.



Technical data

Light source	LED COB
System Wattage	3W
Luminous flux	150lm
Luminous efficiency	50lm/w or option
Colour Temperature	2700K, 3000K, 4000K
Colour Rendering Index	CRI>90
Colour Deviation	SDCM<3
Beam Angle	30°
Rotation	90°
Tilt Angle	350°
Anti-glare Rating	UGR<19
Service Lifetime	50.000 Hrs L70 B20 Ta25
Ingress Protection	IP20
Operation Voltage	220-240VAC, 50Hz
Operation Temperature	-20°C ~ 45°C
Frame	Aluminum
Finishing	Matt White, Matt Black, Customized
Installation	Wall/Headboard Recessed
Switch	Metal push switch on plate
Lighting control (option)	Dali, 0-10V, Triac, Wireless
USB port (Customized)	5V 2.1A

Accessories

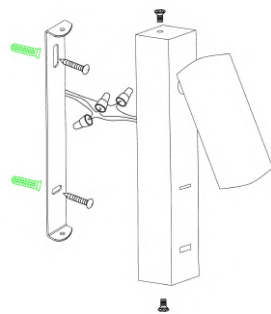
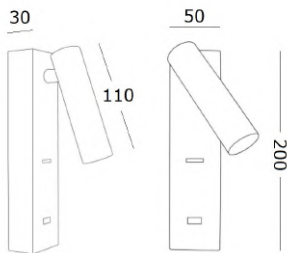
Recessed box

Notes

-

RZ03RDS

Reading Light With Wall Surface mounted Led 3W 150lm CRI90 L200*W50*H30 50.000h IP20



Description

Designed can be wall/headboard surface mounted for the Reading Lamp. With the modularized system, it's easy to use and easy to maintain.

Cylinder: aluminium profile, powder-coated.

Housing: Aluminium, with connection cable. Includes control gear with Led driver. 3-pole terminal block.

LED module: High-power LEDs on metal-core PCB. Collimating lens made of optical Polymethyl. Tender and soft light to perfectly present the object without black spot and dark area.

Finish options: Matt White, Matt Black, Chrome, Satin Nickel, Brushed brass, Black bronze, Customized.

USB port: 5V 2.1A included.

Protection Class I.



Technical data

Light source	LED COB
System Wattage	3W
Luminous flux	150lm
Luminous efficiency	50lm/w or option
Colour Temperature	2700K, 3000K, 4000K
Colour Rendering Index	CRI>90
Colour Deviation	SDCM<3
Beam Angle	15°, 30°
Rotation	90°
Tilt Angle	350°
Anti-glare Rating	UGR<19
Service Lifetime	50.000 Hrs L70 B20 Ta25
Ingress Protection	IP20
Operation Voltage	220-240VAC, 50Hz
Operation Temperature	-20°C ~ 45°C
Frame	Aluminum
Finishing	Matt White, Matt Black, Customized
Installation	Surface mounted
Switch	BJB Switch on plate
USB port	5V 2.1A
Lighting control (option)	Dali, 0-10V, Triac, Wireless

Accessories

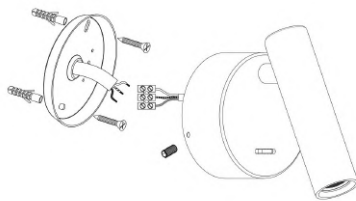
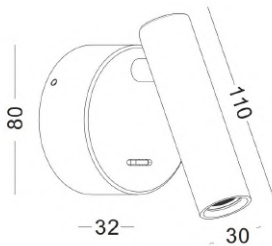
-

Notes

-

RZ03RDD

Reading Light With Wall Surface Mounted Led 3W 150lm CRI90 3000K 30° D80*H32 50.000h IP20



More option: **USB port 5V 2.1A**
D140*H32mm



Description

Designed can be wall/headboard surface mounted for the Reading Lamp. With the modularized system, it's easy to use and easy to maintain.

Cylinder: aluminium profile, powder-coated.

Housing: Aluminium, with connection cable. Includes control gear with Led driver. 3-pole terminal block.

LED module: High-power LEDs on metal-core PCB. Collimating lens made of optical Polymethyl. Tender and soft light to perfectly present the object without black spot and dark area.

Finish options: Matt White, Matt Black, Chrome, Satin Nickel, Brushed brass, Black bronze, Customized.

USB port: 5V 2.1A can be optionally sold separately.

Protection Class I.



Technical data

Light source	LED COB
System Wattage	3W
Luminous flux	150lm
Luminous efficiency	50lm/w or option
Colour Temperature	2700K, 3000K, 4000K
Colour Rendering Index	CRI>90
Colour Deviation	SDCM<3
Beam Angle	15°, 30°
Rotation	90°
Tilt Angle	350°
Anti-glare Rating	UGR<19
Service Lifetime	50.000 Hrs L70 B20 Ta25
Ingress Protection	IP20
Operation Voltage	220-240VAC, 50Hz
Operation Temperature	-20°C ~ 45°C
Frame	Aluminum
Finishing	Matt White, Matt Black, Customized
Installation	Surface mounted
Switch	BJB Switch on plate
Lighting control (option)	Dali, 0-10V, Triac, Wireless
USB port (Customized)	5V 2.1A

Accessories

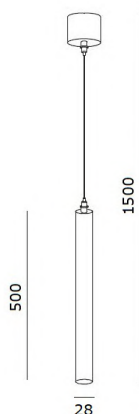
-

Notes

-

RZ03PDA

Pendant Light With Aluminum Led 3W 150lm CRI90 30° 220VAC D28*H500mm 50.000h IP20



Description

Designed can be surface mounted for the Decorative Lamp. With the modularized system, it's easy to use and easy to maintain.

Cylinder: aluminium profile, powder-coated.

Housing: Aluminium, with connection cable. Includes control gear with Led driver. 3-pole terminal block.

LED module: High-power LEDs on metal-core PCB. Collimating lens made of optical Polymethyl. Tender and soft light to perfectly present the object without black spot and dark area.

Finish options: Matt White, Matt Black, Chrome, Satin Nickel, Brushed brass, Black bronze, Customized.

Protection Class I.



Technical data

Light source	LED COB
System Wattage	3W
Luminous flux	150lm
Luminous efficiency	50lm/w or option
Colour Temperature	2700K, 3000K, 4000K, 6000K
Colour Rendering Index	CRI>90
Colour Deviation	SDCM<3
Beam Angle	30°
Rotation	-
Tilt Angle	-
Anti-glare Rating	UGR<19
Service Lifetime	50.000 Hrs L70 B20 Ta25
Ingress Protection	IP20
Operation Voltage	220-240VAC, 50Hz
Operation Temperature	-20°C ~ 45°C
Frame	Aluminum
Finishing	Matt White, Matt Black, Customized
Installation	Surface mounted
Switch	-
Lighting control (option)	Dali, 0-10V, Triac, Wireless

Accessories

-

Notes

-

RZ03PDB


Pendant Light With Aluminum and Steel Led 3W 150lm CRI90 30° 220VAC D40*H500mm 50.000h IP20



.RZ03PDB



.RZ05PDC



Description

Designed can be surface mounted for the Decorative Lamp. With the modularized system, it's easy to use and easy to maintain.

Cylinder: aluminium profile, powder-coated.

Housing: Aluminium, with connection cable. Includes control gear with Led driver. 3-pole terminal block.

LED module: High-power LEDs on metal-core PCB. Collimating lens made of optical Polymethyl. Tender and soft light to perfectly present the object without black spot and dark area.

Finish options: Matt White, Matt Black, Chrome, Satin Nickel, Brushed brass, Black bronze, Customized.

Protection Class I.



Technical data

Light source	LED COB	
System Wattage	3W	5W
Luminous flux	150lm	400lm
Luminous efficiency	50lm/w or option	80lm/w or option
Colour Temperature	2700K, 3000K, 4000K, 6000K	
Colour Rendering Index	CRI>90	
Colour Deviation	SDCM<3	
Beam Angle	30°	Diffused
Rotation	-	
Tilt Angle	-	
Anti-glare Rating	UGR<19	
Service Lifetime	50.000 Hrs L70 B20 Ta25	
Ingress Protection	IP20	
Operation Voltage	220-240VAC, 50Hz	
Operation Temperature	-20°C ~ 45°C	
Frame	Aluminum	
Finishing	Matt White, Matt Black, Customized	
Installation	Surface mounted	
Switch	-	
Lighting control (option)	Dali, 0-10V, Triac, Wireless	

Accessories

-

Notes

-



RZE27PDD

Pendant Light With Aluminum Bulb E27 Max.35W 220VAC D148*H200mm IP20



Description

Designed can be surface mounted for the Decorative Lamp. With the modularized system, it's easy to use and easy to maintain.

Housing: Aluminium, with connection cable. 3-pole terminal block.

LED module: Led Bulb E27 Max.20W.

Finish options: Matt White, Matt Black, Chrome, Satin Nickel, Brushed brass, Black bronze, Customized.

Protection Class I.



Technical data

Light source	LED Bulb E27 Max.35W
System Wattage	-
Luminous flux	-
Luminous efficiency	-
Colour Temperature	-
Colour Rendering Index	-
Colour Deviation	-
Beam Angle	-
Rotation	-
Tilt Angle	-
Anti-glare Rating	-
Service Lifetime	-
Ingress Protection	IP20
Operation Voltage	220-240VAC, 50Hz
Operation Temperature	-20°C ~ 45°C
Frame	Aluminum
Finishing	Matt White, Matt Black, Customized
Installation	Surface mounted
Switch	-
Lighting control (option)	Dali, 0-10V, Triac, Wireless

Accessories

-

Notes

-



Customized

Walk this way →





