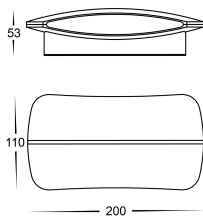
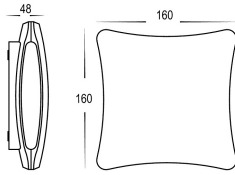



RZ4365SWB

Surface Mounted Wall Light With Die-casting Aluminum Led 4*3W 840lm CRI80 Diffused 220VAC 50.000h IP65



RZ2565SWC

Surface Mounted Wall Light With Die-casting Aluminum Led 2*5W 700lm CRI80 Diffused 220VAC 50.000h IP65

Description

Housing and wall fixture: Die-casting Aluminum, Pre-treated before powder coating ensuring high corrosion resistance, No-Rinse surface treatment. Optimised surface for reduced accumulation of dirt, with a high level of weather resistance. Durable silicone rubber gasket. Tamper-proof screw.

Surface mounting box for easy wiring or conduit connection when wiring from behind is not possible.

Control gear: 1 cable entries. 3-pole terminal block.

LED module: High-power LEDs on metal-core PCB. Collimating lens made of optical Polymethyl. Tender and soft light to perfectly present the object without black spot and dark area.

Dimming driver can be optionally sold separately: Dali, 0-10V, Triac, Wireless.

Protection mode IP65: dust-proof and water jet-proof.



Technical data

Light source	LED SMD	
System Wattage	4*3W	2*5W
Luminous flux	840lm	700lm
Number of led lamp	-	
Luminous efficiency	70lm/w or option	
Colour Temperature	2700K, 3000K, 4000K, 6000K	
Colour Rendering Index	CRI>80, [CRI>90]	
Colour Deviation	SDCM<3	
Beam Angle	Diffused	
Rotation Angle	-	
Anti-glare Rating	-	
Service Lifetime	50.000 Hrs L80 B20 Ta35	
Ingress Protection	IP65	
Operation Voltage	220-240VAC, 50Hz	
Operation Temperature	-30°C ~ 50°C	
Frame	Aluminum	
Finishing	Matt White, Matt Black or Option	
Lighting control (option)	Dali, 0-10V, Triac, Wireless	

Accessories

-

Notes

-