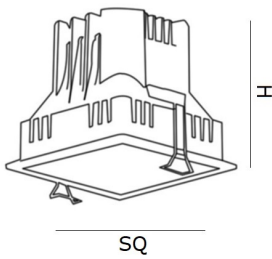



RZ0755SW

Square Wall Washer Recessed Downlight Led 7W 595lm CRI90 SQ64 50.000h White IP44



Model	Dimension	Cut-out
RZ0755SW	64*64*H59mm	55*55mm
RZ1575SW	86*86*H78mm	75*75mm
RZ2595SW	106*106*H92mm	95*95mm

RZ1575SW

Square Wall Wwasher Recessed Downlight Led 15W 1275lm CRI90 SQ86 50.000h White IP44

RZ2595SW

Square Wall Washer Recessed Downlight Led 25W 2125lm CRI90 SQ106 50.000h White IP44

Description

Housing: Cast aluminium, Wall Washer, designed as heat sink, with connection cable. 0°-25° tilt. Fixing ring: Matt White, Matt Black, Customized.

Mounting ring: white. Expanding spring fixing for ceiling thicknesses of 5-25mm. Includes control gear with Led driver separate. 2-pole terminal block.

LED module: High-power LEDs on metal-core PCB. Collimating lens made of optical Polymethyl. Tender and soft light to perfectly present the object without black spot and dark area.

Dimming driver can be optionally sold separately: Dali, 0-10V, Triac, Wireless.

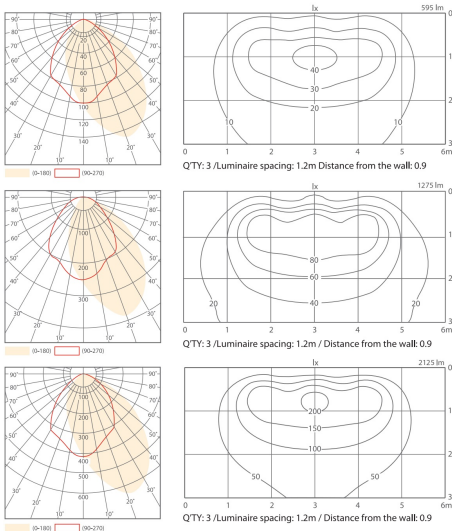
Darklight reflector: Polymethyl, Chrome, Matt White, Matt Black, Customized. High quality optical diffuser reduce LED dazzle light. Optical cut-off 40°. Deep anti-glare design, protect the eye.

Protection Class III.



Technical data

Light source	LED COB		
System Wattage	7W	15W	25W
Luminous flux	595lm	1275lm	2125lm
Luminous efficiency	85lm/w or option		
Colour Temperature	2700K, 3000K, 4000K, 6000K		
Colour Rendering Index	CRI>90		
Colour Deviation	SDCM<3		
Beam Angle	Wall Washer		
Cut-Off Angle	-		
Tilt Angle	-		
Anti-glare Rating	UGR<19		
Service Lifetime	50.000 Hrs L70 B20 Ta25		
Ingress Protection	IP44		
Operation Voltage	220-240VAC, 50Hz		
Operation Temperature	-20°C ~ 45°C		
Frame	Aluminum		
Finishing	Matt White, Matt Black		
Lighting control (option)	Dali, 0-10V, Triac, Wireless		



Accessories

-

Notes

-