

RZ0966MLC

Surface Mounted Linear Light With Die-casting Aluminum, Transparent Toughened Glass Cover Led 9W 720lm CRI80 L500mm 50.000h IP66

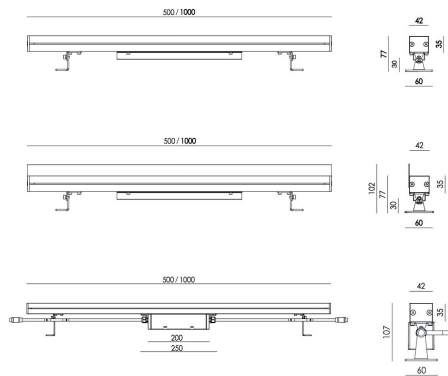


RZ1266MLC

Surface Mounted Linear Light With Die-casting Aluminum, Transparent Toughened Glass Cover Led 12W 960lm CRI80 L500mm 50.000h IP66

RZ1866MLC

Surface Mounted Linear Light With Die-casting Aluminum, Transparent Toughened Glass Cover Led 18W 1440lm CRI80 L500mm 50.000h IP66



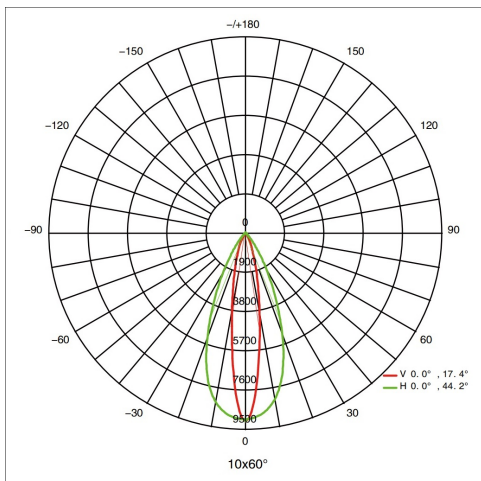
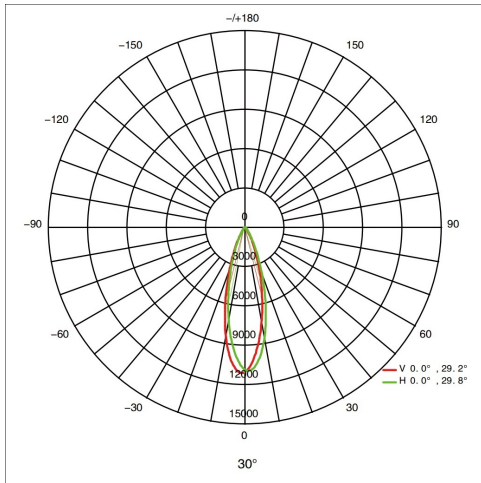
Description

LED linear luminaire for wall washer and LED video display application.
 Housing: Die-casting Aluminum, Anti-Corrosion, surface with anodizing treatment and optimised for reduced accumulation of dirt, with a high level of weather resistance. Two mounting brackets for positioning as required: corrosion-resistant aluminium. 135° tilt.
 Luminaire head with transparent toughened non-reflective glass, resist the impact and friction, has excellent rainwater clean ability.
 Control gear: 2 cable entries. Through-wiring possible. [2-5] 3-pole terminal block.
 LED module: High-power LEDs on metal-core PCB. Lens made of optical Polymethyl. Tender and soft light to perfectly present the object without black spot and dark area.
 Constant current driver with PWM gray control installed inside, RGB gray level can reach to 65 degree equally, make the dynamic light-dimmer more soft, and the color richer.
 DMX512 and Dimming driver can be optionally sold separately, Powerful interface adopts high reliable bus connect, all has the function of automatic addressing.
 Protection mode IP66: dust-proof and water jet-proof.



Technical data

| | | | |
|---------------------------|--|--------|--------|
| Light source | LED COB | | |
| System Wattage | 9W | 12W | 18W |
| Luminous flux | 720lm | 960lm | 1440lm |
| Number of led lamp | 9 Led | 12 Led | 18 Led |
| Luminous efficiency | 80lm/w or option | | |
| Colour Temperature | 2700K, 3000K, 4000K, 6000K, [RGB] | | |
| Colour Rendering Index | CRI>80, [CRI>90] | | |
| Colour Deviation | SDCM<3 | | |
| Beam Angle | 8°, 15°, 20°, 30°, 60°, 15x30°, 10x60° | | |
| Rotation Angle | 135° tilt | | |
| Anti-glare Rating | Accessory options | | |
| Service Lifetime | 50.000 Hrs L80 B20 Ta35 | | |
| Ingress Protection | IP66 | | |
| Operation Voltage | 100-240VAC, 50Hz | | 24VDC |
| Operation Temperature | -30°C ~ 50°C | | |
| Frame | Aluminum | | |
| Finishing | Sliver, Grey, Matt White, Matt Black or Option | | |
| Lighting control (option) | Dali, 0-10V, Triac, Wireless, DMX512 | | |



Accessories

Honeycomb and Anti-glare shield can be optionally sold separately

Notes

-