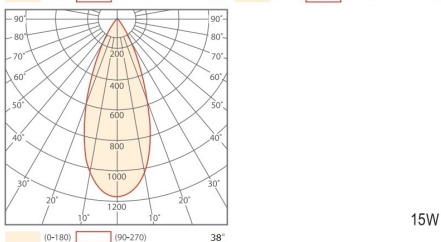
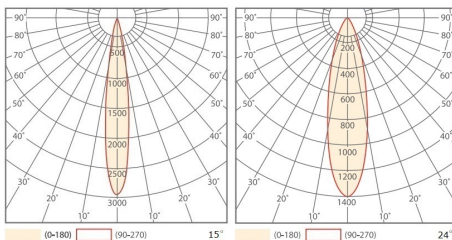
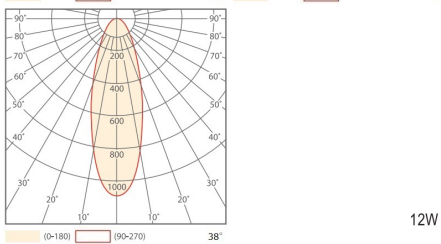
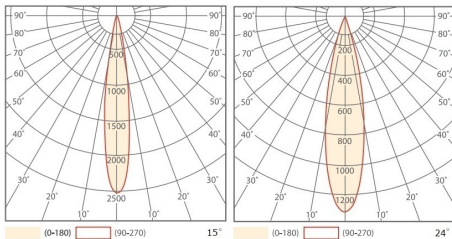


Model	Dimension	Model	Dimension
RZ05SSM	55*55*H80	RZ12SSM	75*75*H95
RZ07SSM	55*55*H80	RZ15SSM	95*95*H105
RZ09SSM	75*75*H95	RZ20SSM	115*115*H110



RZ05SSM

Square Surface Mounted Fixed Downlight With Anti-Glare Reflector Led 5W 425lm CRI90 SQ55*H80 50.000h White IP44

RZ07SSM

Square Surface Mounted Fixed Downlight With Anti-Glare Reflector Led 7W 595lm CRI90 SQ55*H80 50.000h White IP44

RZ09SSM

Square Surface Mounted Fixed Downlight With Anti-Glare Reflector Led 9W 765lm CRI90 SQ75*H95 50.000h White IP44

RZ12SSM

Square Surface Mounted Fixed Downlight With Anti-Glare Reflector Led 12W 1020lm CRI90 SQ75*H95 50.000h White IP44

RZ15SSM

Square Surface Mounted Fixed Downlight With Anti-Glare Reflector Led 15W 1275lm CRI90 SQ95*H105 50.000h White IP44

RZ20SSM

Square Surface Mounted Fixed Downlight With Anti-Glare Reflector Led 20W 1700lm CRI90 SQ115*H110 50.000h White IP44

Description

Designed for shallow ceiling void. With the modularized system, it's easy to use and easy to maintain.

Housing: cast aluminium, powder-coated, connection cable. Ceiling fixture: metal. Includes control gear with Led driver. 2-pole terminal block.

LED module: High-power LEDs on metal-core PCB. Collimating lens made of optical Polymethyl. Tender and soft light to perfectly present the object without black spot and dark area.

Dimming driver can be optionally sold separately: Dali, 0-10V, Triac, Wireless.

Anti-glare cone with covered mounting detail: Polymethyl, Chrome, Matt White, Matt Black, Customized. High quality optical diffuser reduce LED dazzle light. Cut-off angle 30° with Anti-glare Rating UGR<19.



Technical data

Light source	LED COB
System Wattage	5W 7W 9W 12W 15W 20W
Luminous flux	425lm 595lm 765lm 1020lm 1275lm 1700lm
Luminous efficiency	85lm/w or option
Colour Temperature	2700K, 3000K, 4000K, 6000K
Colour Rendering Index	CRI>90
Colour Deviation	SDCM<3
Beam Angle	15°, 24°, 38°
Cut-Off Angle	30°
Tilt Angle	-
Anti-glare Rating	UGR<19
Service Lifetime	50.000 Hrs L70 B20 Ta25
Ingress Protection	IP44
Operation Voltage	220-240VAC, 50Hz
Operation Temperature	-20°C ~ 45°C
Frame	Aluminum
Finishing	Matt White, Matt Black
Lighting control (option)	Dali, 0-10V, Triac, Wireless

Accessories

-

Notes

-