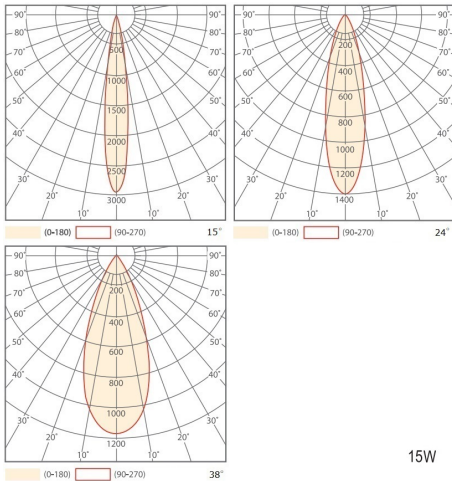
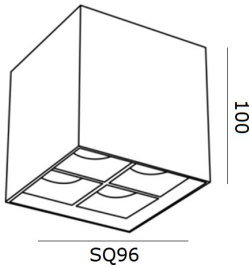



RZ15SM

Square Surface Mounted Fixed Downlight Led 15W 1275lm CRI90 SQ96*H100 50.000h Black IP44



Description

Designed for shallow ceiling void. With the modularized system, it's easy to use and easy to maintain.

Cylinder: aluminium profile, powder-coated. Ceiling fixture: metal.

Housing: cast aluminium, with connection cable. Includes control gear with Led driver. 2-pole terminal block.

LED module: High-power LEDs on metal-core PCB. Collimating lens made of optical Polymethyl. Tender and soft light to perfectly present the object without black spot and dark area.

Dimming driver can be optionally sold separately: Dali, 0-10V, Triac, Wireless.

Darklight reflector: Polymethyl, Chrome, Matt White, Matt Black, Customized. High quality optical diffuser reduce LED dazzle light. Cut-off angle 30° with Anti-glare Rating UGR<19. Protection Class III.



Technical data

Light source	LED COB
System Wattage	15W
Luminous flux	1275lm
Luminous efficiency	85lm/w or option
Colour Temperature	2700K, 3000K, 4000K, 6000K
Colour Rendering Index	CRI>90
Colour Deviation	SDCM<3
Beam Angle	15°, 24°, 38°
Cut-Off Angle	30°
Tilt Angle	-
Anti-glare Rating	UGR<19
Service Lifetime	50.000 Hrs L70 B20 Ta25
Ingress Protection	IP44
Operation Voltage	220-240VAC, 50Hz
Operation Temperature	-20°C ~ 45°C
Frame	Aluminum
Finishing	Matt White, Matt Black
Lighting control (option)	Dali, 0-10V, Triac, Wireless

Accessories

-

Notes

-