

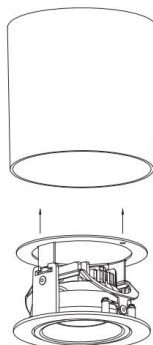
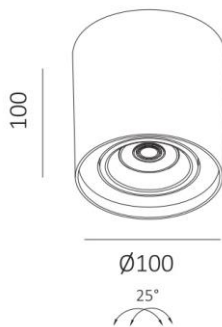
RZ08RSA

Round Surface Mounted Adjustable Downlight Led 8W 750lm CRI90 D100x100 IP44



spot 24°			medium 36°		
h(m)	E(lx)	ø(m)	h(m)	E(lx)	ø(m)
1	2381	ø0.37	1	1218	ø0.65
2	645.2	ø0.75	2	304.6	ø1.30
3	253.4	ø1.13	3	135.4	ø1.95
4	186.3	ø1.50	4	76.15	ø2.60
5	105.2	ø1.88	5	48.74	ø3.25

wide 60°		
h(m)	E(lx)	ø(m)
1	1399	ø0.86
2	349.7	ø1.73
3	155.4	ø2.60
4	78.44	ø3.47
5	55.96	ø4.34



Description

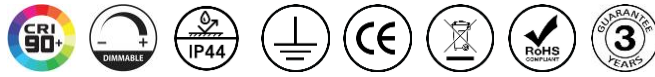
Designed for shallow ceiling void. With the modularized magnet system, it's easy to use and easy to maintain.

Cylinder: aluminium profile, powder-coated. Ceiling fixture: metal.

Housing: cast aluminium, with connection cable. 0°-25° tilt.

Includes control gear with Led driver separate. 2-pole terminal block.

LED module: high-power LEDs on metal-core PCB. Collimating lens made of optical Polymethyl. Dimming driver can be optionally sold separately: Dali, 0-10V, Triac, Wireless.



Technical data

Light source	LED COB
System Wattage	8W - 200mA CC
Luminous flux	750lm
Luminous efficiency	95lm/w
Colour Temperature	2700K, 3000K, 4000K
Colour Rendering Index	CRI90
Colour Deviation	SDCM<3
Beam Angle	24°, 36°, 60°
Cut-Off Angle	-
Tilt Angle	25°
Anti-glare Rating	-
Service Lifetime	50.000 Hrs L70 B20 Ta25
Ingress Protection	IP44
Operation Voltage	220-240VAC, 50Hz
Operation Temperature	-20°C ~ 45°C
Frame	Aluminum
Finishing	Matt White, Matt Black
Lighting control (option)	Dali, 0-10V, Triac, Wireless

Accessories

-

Notes