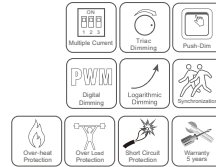


Triac Constant Current LED Driver

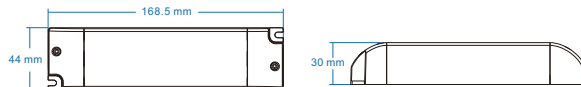
Model No.: RZ-TD-350-1200-36E



Features

- Dimming interface: Triac/ELV, AC Push-Dim
- Apply to leading edge/trailing edge Triac dimmers and dimming system
- PWM digital dimming, no alter LED color rendering index
- 1 channel constant current output, configurable current via DIP switch
- Over-heat / Over-load / Short circuit protection, recover automatically
- Full protective plastic case
- Suitable for indoor LED lighting application
- 5 Year, 50,000hr warranty

Mechanical Structures and Installations



Technical Parameters

Output	Output Voltage	10-52VDC
	Output Current	350-1200mA
	Output Power	Max. 36W
	Max Output Voltage	58VDC
	Dimming Range	0~100%
Input	PWM Frequency	2000Hz
	Current Accuracy	±3%
	Input Voltage Range	200~240VAC
	Frequency Range	50/60Hz
	Efficiency	>82%/220VAC
Protection	Alternating Current	0.34A/220VAC
	Inrush Current	Cold start 27.5A at 230VAC
	Leakage Current	< 0.5mA/230VAC
	No Load Power	< 1.9W
	Over Load Power	When O/P voltage exceed its range, O/P current declines, auto recovers when the load is reduced.
Environment	Short Circuit	Shut down automatically if short circuit occurs, auto recovers.
	Over Temperature	Intelligently adjust or turn off the output current if the PCB temp > 100°C, auto recovers.
	Working Temperature	-30°C~55°C
	Temp Max	70°C
	Working Humidity	20%~90%RH, non-condensing
Safety&EMC	Storage Temp/Humidity	-40°C~80°C, 10%~95%RH
	Temperature Coefficient	±0.03%/°C [0-50%]
	Vibration Resistance	10-500Hz, 2G, 6min/cycle, X,Y,Z axes/2min
	IP Rating	IP20
	Security Specifications	IEC/EN61347-1, IEC/EN61347-2-13
Safety&EMC	Withstand Voltage	I/P/O/P: 3750VAC
	Insulation Resistance	I/P/O/P: 100MΩ/500VDC/25°C/70%RH
	EMC Emission	EN55015, EN61000-3-2, Class C, IEC61000-3-3
	EMC Immunity	EN61000-4-2, 3.4.5.6.8.11, EN61547
	Certifications	CE, EMC

LED Current Selection:

	350mA	500mA	600mA	700mA	800mA	900mA	1050mA	1200mA
Output Voltage	10-52V	10-52V	10-52V	10-52V	10-45V	10-40V	10-35V	10-30V
Output Current	350mA	500mA	600mA	700mA	800mA	900mA	1050mA	1200mA
Output Power	3.5-18.2W	5-26W	6-31.2W	7-36.4W	8-36W	9-36W	10.5-36W	12-36W

Applications


- Suitable for downlight, spotlight and decorative applications.
- Office / Commercial / Domestic Lighting, Hotels, Classrooms, Warehouse, Health care, Retail and Display.
- Use for retrofit upgrades & new luminaire designs.

Wiring Diagram

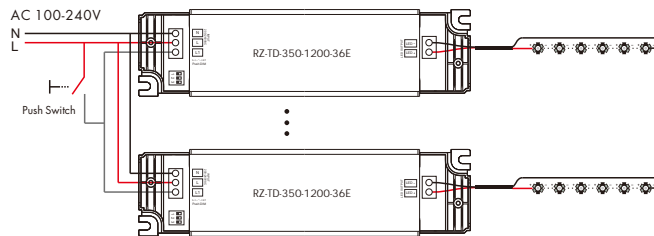
1. Connect Triac dimmer(no Neutral wire)



2. Connect Triac dimmer(with Neutral wire)



3. Connect AC Push switch



Triac Dimming Input

While connected with a Triac dimmer, such as Lutrom, Clipsal, Dynalite dimmer, different Triac dimmers from different suppliers may have different minimum dimming levels which the driver can not be dimmed below. To dim to 1%, please make sure the dimmer supports 1% minimum dimming level.

AC Push-Dim input

The provided AC Push-Dim interface allows for a simple dimming method using commercially available non-latching (momentary) wall switches.

- **Short press:**
Turn on or off light.
- **Long press (1-6s):**
Press and hold to stepless dimming.
With every other long press, the light level goes to the opposite direction.
- **Dimming memory:**
Light returns to the previous dimming level when switched off and on again, even at power failure.
- **Synchronization:**
If more than one LED driver are connected to the same push switch, do a long press for more than 10s, then the system is synchronized and all lights in the group dim up to 100%.
This means there is no need for any additional synchrony wire in larger installations.
We recommend the number of LED drivers connected to a push switch does not exceed 25 pieces.
The maximum length of the wires from push to LED driver should be no more than 20 meters.

Dimming Curve

