

Triac Constant Current LED Driver

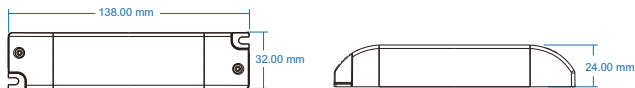
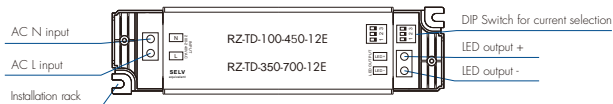
Model No.: RZ-TD-100-450-12E; RZ-TD-350-700-12E



Features

- Dimming interface: Triac/ELV
- Apply to leading edge/trailing edge Triac dimmers and dimming system
- PWM digital dimming, no alter LED color rendering index
- 1 channel constant current output, configurable current via DIP switch
- Over-heat / Over-voltage / Over-load / Short circuit protection, recover automatically
- Full protective plastic case
- Suitable for indoor LED lighting application
- 5 Year, 50,000hr warranty

Mechanical Structures and Installations



Technical Parameters

Model	RZ-TD-100-450-12E	RZ-TD-350-700-12E	
Output	Output Voltage	9-4.5VDC	3-24VDC
	Max Output Voltage	48VDC	30VDC
	Output Power	Max. 12W	Max. 12W
	Output Current	100-450mA	350-700mA
	Dimming Range	0~100%	
	PWM Frequency	2000Hz	
Input	Current Accuracy	±5%	
	Ripple & Noise	< 100mV	
	Rise time	1S/230VAC	
	Input Voltage Range	200~240VAC	
	Frequency Range	50/60Hz	
	Efficiency	>78%/230VAC	
	Alternating Current	0.13A/230VAC	
	Inrush Current	Cold start 1.6A at 230VAC	
	Anti Surge	I-N: 1KV	
	leakage Current	< 0.5mA/230VAC	
Protection	No Load Power	< 1.5W	
	Over Load Power	When O/P voltage exceed its range, O/P current declines, auto recovers when the load is reduced.	
	Short Circuit	Shut down automatically if short circuit occurs, auto recovers.	
Environment	Over Temperature	Intelligently adjust or turn off the output current if the PCB temp > 100°C, auto recovers.	
	Working Temperature	-30°C~55°C	
	Tcase Max	70°C	
	Working Humidity	20%~90%RH, non-condensing	
	Storage Temp/Humidity	-40°C~80°C, 10%~95%RH	
	Temperature Coefficient	±0.03%/°C (0-50%)	
	Vibration Resistance	10-500Hz, 2G, 6min/cycle, X,Y,Z axes/2min	
Safety&EMC	IP Rating	IP20	
	Security Specifications	IEC/EN61347-1, IEC/EN61347-2-13	
	Withstand Voltage	I/P/O/P: 3750VAC	
	Insulation Resistance	I/P/O/P: 100MΩ/500VDC/25°C/70%RH	
	EMC Emission	EN55015, EN61000-3-2 Class C, IEC61000-3-2	
	EMC Immunity	EN61000-4-2, 3, 4, 5, 6, 8, 11, EN61347	
Certifications	CE, EMC		

LED Current Selection:



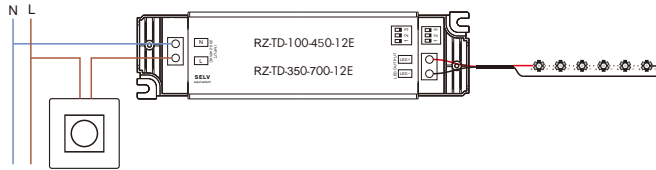
Model	1 on	1	2	3	4	5	6	7	8	9	10	11	12	off
RZ-TD-350-700-12E	Output Voltage	3-24V	3-24V	3-24V	3-24V	3-22V	3-20V	3-1.8V	3-1.7V					
	Output Current	350mA	400mA	450mA	500mA	550mA	600mA	650mA	700mA					
RZ-TD-100-450-12E	Output Voltage	9-4.5V	9-4.5V	9-4.5V	9-4.5V	9-4.0V	9-3.4V	9-3.0V	9-2.6V					
	Output Current	100mA	150mA	200mA	250mA	300mA	350mA	400mA	450mA					

Applications

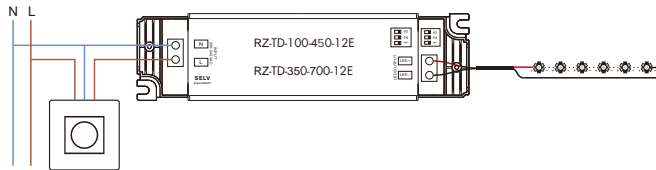
- Suitable for downlight, spotlight and decorative applications.
- Office / Commercial / Domestic Lighting, Hotels, Classrooms, Warehouse, Health care, Retail and Display.
- Use for retrofit upgrades & new luminaire designs.

Wiring Diagram

1. Connect Triac dimmer(no Neutral wire)



2. Connect Triac dimmer(with Neutral wire)



Triac Dimming Input

While connected with a Triac dimmer, such as Lutrom, Clipsal, Dyalnite dimmer, different Triac dimmers from different suppliers may have different minimum dimming levels which the driver can not be dimmed below. To dim to 1%, please make sure the dimmer supports 1% minimum dimming level.

Dimming Curve

